


HAWAII

RAINBOW WARRIOR FOOTBALL
2019 MEDIA GUIDE





'BOWS IN THE PROS






TABLE OF CONTENTS

Table of Contents	1
Media Services	2
Media Outlets	3

4 RAINBOW WARRIOR FOOTBALL


Quick Facts	4-5
Rosters	6-9
Geographical Roster	10
Pronunciation Guide/Fun Facts	11
2019 Position Breakdown	12-15
Player To Watch	16-17
Season Outlook	18-19
Returning Player Profiles	21-37
Head Coach Nick Rolovich	38-39
Assistant Coaches	40-46
Football/Support Staff	47
2019 Opponents	48-54
Rivalry Trophies	55
2018 Game Recaps & Statistics	56-69
2018 Season Review	70-71
2018 MW Review	72
2018 Final Statistics	73-77

78 RECORDS

Career Leaders	78-81
Career Charts	82-86
Single-Season Charts	87-89
Yearly Leaders	90-95
Single-Game Records	96-101
Passing	102-103
Rushing	104-105
Receiving	106-107
Total Offense	108
All-Purpose	108
Scoring	109
Special Teams	110
Defense	111
Team Records	112-113
Top Team Performances	114
Longest Plays	115
Margins	116-117
Attendance/Overtime Games	118
Streaks	119
Opponent Records/Homecoming	120-121
Quarterback Debuts/Starts	122-123

124 HISTORY

History of UH Football	124-129
Bowl Games	
Bowl Game History	130
Bowl Appearances	131-136
Bowl Game Record Book	137
National Appearances	
National Television	138
National Rankings	139
Coaches & Players	
All-Time Head Coaches	140
All-Time Assistant Coaches	141
All-Time Letterwinners	142-149
Stats & Results	
Year-by-Year Statistics	150-153
Year-by-Year Results	154-157
All-Time Opponent Series Records	158
All-Time Versus Conference	159
All-Time Series Results	160-165
All-Time Results	166-177
Awards and Honors	
All-Americans	178-183
Distinguished Alumni	184
Major Award Finalists	185
All-Conference	186-188
Hall of Fame Inductees	188
Academic Awards	189
Team Awards	190-191
All-Star Game Participants	192-193
'Bows in the Pros	
NFL Players	194-195
NFL Draft Picks	196-197
NFL Free Agents	198
Other Pro Leagues	199
Aloha Stadium	200



In Memory

Former University of Hawai'i head football coach Dick Tomey passed away after a battle with lung cancer on May 10, 2019. Tomey coached UH for 10 seasons and brought the Rainbow Warriors to prominence during his tenure from 1977-86. He is a member of the school's Sports Circle of Honor and former president of the American Football Coaches Association. Tomey also coached at Arizona and San José State. UH plays both teams in 2019.

SPORTS MEDIA RELATIONS

1337 Lower Campus Rd.
Honolulu, HI 96822

Main Office Number: (808) 956-7523

Fax Number: (808) 956-4470

E-mail: mediare@hawaii.edu

Website: HawaiiAthletics.com



DEREK INOUCHI

Media Relations Director

Work: (808) 956-4478

Cell: (808) 954-0234

E-mail: inouchi@hawaii.edu

Alma Mater: Hawai'i, 1996

Sports: Football, M/W Golf,
Men's Volleyball



KARA NISHIMURA

Assistant Director

Work: (808) 956-5087

Cell: (808) 497-0638

E-mail: karakn@hawaii.edu

Alma Mater: Purdue, 1993

Sports: Women's Volleyball,
Softball, M/W Tennis,



NEAL IWAMOTO

Assistant Director

Work: (808) 956-7506

Cell: (808) 375-6819

E-mail: niwamoto@hawaii.edu

Alma Maters: Santa Clara,
1995; Hawai'i, 1998

Sports: Football (2), Men's
Basketball, Beach Volleyball, Sailing



ERIC MATHEWS

Assistant Director

Work: (808) 956-4480

Cell: (859) 749-4920

E-mail: ericmath@hawaii.edu

Alma Maters: W. Kentucky,
2011; Morehead St., 2017

Sports: Women's Soccer,
Women's Basketball, Swimming & Diving

UH'S SOCIAL MEDIA SITES

In order to broaden its reach to fans worldwide, UH Athletics maintains a presence in the world of social networking with official Facebook, Twitter, YouTube and Instagram pages.

Twitter @HawaiiAthletics
@HawaiiFootball



Facebook /HawaiiAthletics
/HawaiiRainbowWarriorsFootball



YouTube /HawaiiAthletics



Instagram @HawaiiAthletics
@RainbowWarriorsFootball



INTERVIEW POLICY

All players and coaches will be available for interviews after practice during the season. Contact UH Sports Media Relations for availability.

If you wish to interview a particular player at a specific time, arrangements should be made through the Sports Media Relations Office at least 24 hours in advance. Every effort will be made to accommodate your requests, but players will not be asked to miss class, study hall, practices, or medical treatment to conduct interviews. Players' mobile or home numbers will not be released.

To schedule interviews with head coach Nick Rolovich, contact Derek Inouchi at inouchi@hawaii.edu.

PRESS CREDENTIALS

Requests for working press, photo and broadcast credentials should be made to the Sports Media Relations Office. Credentials will be available for pickup weekdays from 8 a.m. until 4:30 p.m. at the Sports Media Relations Office. On game day, credentials will be available at the "Security Entrance" of the Aloha Stadium. A picture ID is required to pick up credentials.

Due to the limited space available in the Aloha Stadium Press Box, news outlets covering UH or its opponents on a regular basis will receive top priority for credentials. All other credentials for print media are issued on the basis of space availability.

Credentials should be used for professional use only. Individuals who abuse the use of their credential will lose their future privileges.

PHOTOGRAPHERS

Photo passes are available for accredited news media and should be ordered in the same manner as press credentials. In accordance with NCAA and Mountain West rules, photographers must wear their credentials; are NOT permitted in either team's bench area (between the 25-yard lines); and must stay within the 12-foot restraining line. Individuals violating sideline policies may be required to surrender their credentials and be removed from the stadium.

Credentials will not be issued to freelance photographers, outline workers, equipment carriers or radio station representatives, except for the two originating stations.

For additional questions regarding photography guidelines, please contact Multimedia Specialist Jay Metzger at jmetzger@hawaii.edu.

PARKING

Aloha Stadium is located in Halawa, just off the waters of historic Pearl Harbor (99-500 Salt Lake Blvd.). The media parking lot is located in Section 1C. Media should enter the stadium through the Main Salt Lake

entrance (Gate 1). Limited space is available on a first-come, first-served basis.

Passes should be requested through the Sports Media Relations Office with highest priority going to news outlets who regularly cover UH and its opponents.

TELEPHONES & INTERNET SERVICES

Media members requiring telephone lines should call Hawaiian Telcom at (808) 643-4411 to install phone lines at the user's expense.

The Aloha Stadium Press Box and Hospitality Room features free wireless internet service to working media. In addition, wireless access and a limited number of hard lines are available at field level in the photo/video room located in the South Endzone dugout.

SERVICES

Programs, flip cards and pregame notes will be distributed prior to each game. Last-minute number changes and starting line-up changes (if they are reported) will be issued prior to kickoff. Play-by-play accounts and flash quarter statistics will be distributed throughout the game. Final statistics and notes will be distributed following the game. Soft drinks and a light meal will be available in the buffet area behind booths 4, 5 and 6.

POST-GAME INTERVIEWS

Head coach Nick Rolovich and select players will be available at the post-game press conference following the 10-minute cooling-off period in the Aloha Stadium Hospitality Room near the security entrance and stadium personnel offices. With approximately 5:00 remaining in the game, a Sports Media Relations representative will escort the media down to the field. No interviews will be allowed on the field or in the locker rooms.

HAWAIIATHLETICS.COM

The UH Athletics website features a video component (H-TV), photo galleries and online media guides in addition to the existing player and coach biographies, press releases, statistics, schedules and everything else you need to know about UH Athletics. In addition, a .pdf version of every UH media guide is available on the website.

COLLEGEPRESSBOX.COM

collegepressbox.com is the official media website for Division I football. Access and download weekly game notes, quotes, statistics, media guides, headshots, logos and more for each conference and its member schools. Login information will be distributed to accredited media or you can apply for a password by sending an e-mail to password@collegepressbox.com.

BROADCAST PARTNERS

TELEVISION PARTNER

Spectrum Sports is the television rights holder of UH Athletics. Robert Kekaula, who has been part of the broadcast team for UH football since 1992, begins his ninth year in the television play-by-play role and is joined by former Rainbow Warrior and UH assistant coach Rich Miano (analyst) and Scott Robbs (sidelines). Also for the ninth year, Spectrum Sports will present expanded pre-game and post-game coverage, hosted by Rob DeMello.

SPECTRUM SPORTS



Robert Kekaula
Play-by-Play



Rich Miano
Analyst



Scott Robbs
Sideline



Rob DeMello
Host

RADIO PARTNER

Every UH football game this season will be broadcast by ESPN Honolulu, UH's flagship station. Longtime play-by-play announcer Bobby Curran

has covered UH sports for three decades. Former Rainbow Warrior slotback John Veneri will handle color commentary while Mark Veneri has sideline duties.

Every game and "Call the Coach" show is streamed live on the internet at esphonolulu.com and also on the free Sideline Hawaii app for smartphones and tablets.



Bobby Curran
Play-by-Play



John Veneri
Analyst



Mark Veneri
Sideline

TELEVISION STATIONS

SPECTRUM SPORTS

Dan Schmidt, General Manager
Candace Fujishima, Exec. Prod.
200 Akamainui St.
Mililani, HI 96789
Phone: (808) 628-2663
Fax: (808) 625-5888
Website: spectrum.com

KGMB/KHNL (CBS/NBC)

Kainoa Carlson, Sports Director
420 Waiakamilo Road #205
Honolulu, HI 96817
Phone: (808) 847-1112
Fax: (808) 847-3298
Website: hawaiinewsnow.com

KHON (FOX)

Rob DeMello, Sports Director
88 Piikoi St.
Honolulu, HI 96814
Phone: (808) 591-4278
Fax: (808) 593-2418
Website: khon.com

KITV (ABC)

Brandi Higa, Sports Director
801 South King St.
Honolulu, HI 96813
Phone: (808) 535-0440
Fax: (808) 536-8993
Website: www.kitv.com

RADIO STATIONS

ESPN Honolulu 1420/1500

Matt Apana, General Manager
Bobby Curran, Play-by-Play
John Veneri, Color Analyst
900 Fort St., Suite 700
Honolulu, HI 96813
Phone: (808) 536-3624
Fax: (808) 548-0608
Website: esphonolulu.com

O'AHU NEWSPAPERS

HONOLULU STAR-ADVERTISER (DAILY)

Paul Arnett, Sports Editor
Stephen Tsai, Football Beat
Ferd Lewis, Columnist
Seven Waterfront Plaza
500 Ala Moana Blvd. #210
Honolulu, HI 96813
Phone: (808) 529-4782
Fax: (808) 529-4787
Website: staradvertiser.com

KA LEO O HAWAII' (Student Newspaper)

Jonathan Chen, Sports Editor
University of Hawai'i
2445 Campus Rd.
Hemenway Hall 107
Honolulu, HI 96822
Phone: (808) 956-7043
Fax: (808) 956-9962
Website: kaleo.org

NEIGHBOR ISLAND NEWSPAPERS

The Garden Island (Kaua'i)

Nick Celario, Sports Reporter
P.O. Box 231
Lihue, HI 96766
Phone: (808) 245-3681
Fax: (808) 245-5286
Website: thegardenisland.com

Hawai'i Tribune Herald (Hawai'i)

Matt Gerhart, Sports Editor
P.O. Box 767
Hilo, HI 96721
Phone: (808) 935-6621
Fax: (808) 961-3680
Website: hawaiitribune-herald.com

West Hawai'i Today (Hawai'i)

John De Groote, Sports Editor
P.O. Box 789
Kailua-Kona, HI 96745
Phone: (808) 329-9315
Fax: (808) 329-4860
Website: westhawaiiitoday.com

Maui News (Maui)

Brad Sherman, Sports Editor
Robert Collias, Staff Writer
P.O. Box 550
Wailuku, HI 96793
Phone: (808) 244-3981
Fax: (808) 242-9087
Website: mauinews.com

WIRE SERVICES

ASSOCIATED PRESS

Mark Thiessen, Alaska/Hawai'i Editor
Caleb Jones, Admin. Correspondent
Seven Waterfront Plaza
500 Ala Moana Blvd. #590
Honolulu, HI 96813
Phone: (808) 536-5510
Fax: (808) 531-1213
Website: ap.org

NATIONAL TELEVISION

Hawai'i will make at least six appearances on national television during the regular season, including three on CBS Sports Network.

Aug. 24 vs. Arizona (CBSSN)
Sept. 14 at Washington (Pac-12 Networks)
Sept. 28 at Nevada (ESPN Networks)
Oct. 12 at Boise State (ESPN Networks)
Oct. 19 vs. Air Force (CBSSN)
Nov. 30 vs. Army (CBSSN)



NETWORKS

GENERAL INFORMATION

Location _____ Honolulu, Hawai'i
Founded _____ 1907
Enrollment _____ 18,000
President _____ David Lassner
Athletics Director _____ David A. K. Matlin
Senior Woman Administrator _____ Lois Manin
Faculty Athletics Representative _____ Scott Sinnett, PhD
Colors _____ Green, Black, White, Silver
Nickname _____ Rainbow Warriors
Conference (Division) _____ Mountain West (West Division)
Stadium (Capacity) _____ Aloha Stadium (50,000)
Surface _____ Synthetic Infilled Turf

TEAM INFORMATION

2018 Overall Record _____ 8-6 (5-3 H, 3-3 A)
2018 MW Record (Place) _____ 5-3 (2nd-West)
2018 Bowl _____ SoFi Hawai'i
2018 Final Ranking _____ NR (AP)/NR (Coaches)
Starters Returning/Lost _____ 20/5
 Offense: 9/2 Defense: 9/2 Special Teams: 2/1
Lettermen Returning/Lost _____ 52/20
 Offense: 20/10 Defense: 29/9 Special Teams: 3/1
Redshirts Returning _____ 20
Squadmen Returning _____ 7
Newcomers _____ 39
Offensive Formation _____ Run-N-Shoot
Defensive Formation _____ 4-2-5

FOOTBALL HISTORY

First Season _____ 1909
All-Time Record _____ 555-458-25 (.547)
All-Time Collegiate Record _____ 391-401-9 (.494)
Home Record _____ 460-287-22 (.612)
Road Record _____ 93-169-3 (.357)
Neutral Record _____ 2-2-0 (.500)
MW Record _____ 14-42 (.250)
Aloha Stadium Record _____ 201-141-4 (.587)
Bowl Record _____ 6-6 (.545)
Last Bowl Appearance _____ 2018 SoFi Hawai'i Bowl
 Opponent (Result) _____ Louisiana Tech (L, 14-31)

PHONE NUMBERS

Media Relations Office _____ (808) 956-7523
Football Office _____ (808) 956-6508
Aloha Stadium Press Box _____ (808) 486-1800
Athletics Department Phone _____ (808) 956-7301
Stan Sheriff Center Box Office _____ (808) 956-4481



COACHING STAFF

Head Coach _____ Nick Rolovich
Alma Mater (Year) _____ Hawai'i (2004)
Overall Record (Years) _____ 18-22 (3)
Record at School (Years) _____ Same
Bowl Record _____ 1-1
Associate Head Coach/Off. Coordinator/RBs: _____ Brian Smith (Hawai'i, 2005)
Defensive Coordinator/Safeties _____ Corey Batoon (Long Beach St., 1991)
Special Teams Coordinator _____ Michael Ghobrial (UCLA, 2011)
Pass Game Coordinator/Quarterbacks _____ Craig Stutzmann (Hawai'i, 2002)
Wide Receivers _____ Andre Allen (Ashford, 2014)
Offensive Line _____ Mark Weber (Cal Lutheran, 1981)
Defensive Line _____ Ricky Logo (North Carolina State, 1992)
Assistant Head Coach/Inside LBs _____ Mark Banker (Springfield College, 1978)
Outside Linebackers/Nickelbacks _____ Jacob Yoro (Hawai'i, 2008)
Cornerbacks _____ Abe Elimimian (Hawai'i, 2004)
Director of Football Athletic Performance _____ Dwain Bradshaw (Arizona State, 2014)
Chief of Staff _____ Jason Cvercko
Director of Football Operations _____ Myles Gota
Recruiting Quality Control _____ Josh Omura
Video Coordinator _____ Olivia Vea
Graduate Assistant (Offense) _____ Va'a Niumatalolo
Graduate Assistant (Defense) _____ Rafael Aguiar
Graduate Assistant (Defense) _____ Jack Perez
Graduate Assistant (Special Teams) _____ Brodie Nakama
Quality Control Coach _____ Woody Blevins
Quality Control Coach _____ Kolney Cassel
Quality Control Coach _____ Johnnie Mack
Quality Control Coach _____ Ryan Matviko
Head Equipment Manager _____ Al Ginoza
Assistant Equipment Manager _____ Brandon Devie
Football Trainer _____ Brian Wong

MEDIA RELATIONS

Media Relations Director/Football Contact _____ Derek Inouchi
E-mail _____ inouchi@hawaii.edu
Cell _____ (808) 954-0234
Assistant Media Relations Director/Secondary FB Contact _____ Neal Iwamoto
E-mail _____ niwamoto@hawaii.edu
Office _____ (808) 956-7506
Cell _____ (808) 375-6819
Assistant Directors _____ Kara Nishimura, Eric Mathews
Digital Media Director _____ Troy Yamamoto
Multimedia Specialist _____ Jay Metzger
Address _____ UH Sports Media Relations
_____ 1337 Lower Campus Rd., Honolulu, HI 96822
Website _____ HawaiiAthletics.com
Twitter _____ @HawaiiAthletics



NUMERICAL ROSTER

No	Name	Pos	Ht	Wt	Cl	Exp	Hometown/Last School
1	Penei Pavihi	LB	6-3	245	Jr.	2L	Pago Pago, American Samoa (Tafuna HS)
2	Jeremiah Pritchard	LB	6-0	230	Jr.	2L	Leone, American Samoa (Silverado HS)
3	Jason-Matthew Sharsh	WR	6-0	190	Sr.	1L	Honolulu, O'ahu (Santa Barbara City College)
3	Kalen Hicks	DB	6-3	215	Sr.	3L	Las Vegas, Nev. (Bishop Gorman HS)
4	Kumoku Noa	WR	5-11	175	Jr.	1L	Honolulu, O'ahu (Kamehameha Schools-Kapālama)
4	Rojesterman Farris II	DB	6-1	185	Sr.	3L	Coral Springs, Fla. (Coral Springs Charter HS)
5	Khoury Bethley	DB	5-10	200	So.	1L	Chino, Calif. (Don Lugo HS)
6	Cedric Byrd II	WR	5-9	175	Sr.	1L	Los Angeles, Calif. (Long Beach City College)
7	Dayton Furuta	RB	5-11	250	Sr.	3L	Mililani, O'ahu (Mililani HS)
8	Eugene Ford	DB	6-2	200	Jr.	2L	Venice, Calif. (University HS)
9	JoJo Ward	WR	5-9	175	Sr.	1L	Waco, Texas (Tyler JC)
9	Stan Gaudion	P	6-3	210	Jr.	2L	Melbourne, Australia (Scotch College)
10	Drake Stallworth	WR	6-1	190	So.	SQ	Folsom, Calif. (Folsom HS)
10	Mark Blocker	DL	6-3	230	Fr.	HS	Inglewood, Calif. (Lawndale HS)
11	Justin Uahinui	QB	6-3	195	So.	SQ	Honolulu, O'ahu (Farrington HS)
11	Justice Augafa	DB	5-11	210	Sr.	1L	Anchorage, Alaska (LA Harbor College)
12	Chevan Cordeiro	QB	6-1	190	Fr.	RS	Honolulu, O'ahu (Saint Louis School)
12	Kana'i Picanco	LB	6-1	225	Sr.	1L	Kane'ohe, O'ahu (Pima CC)
13	Cole McDonald	QB	6-4	220	Jr.	2L	La Mirada, Calif. (Sonora HS)
14	James Phillips	WR	5-9	155	So.	JC	Menifee, Calif. (Mt. San Jacinto College)
15	Jonah Panoke	WR	6-2	185	Fr.	HS	Honolulu, O'ahu (Saint Louis School)
15	Paul Scott	LB	6-1	210	So.	1L	Oakland, Calif. (McClymonds Senior HS)
16	Zach Daniel	QB	6-0	190	Fr.	HS	Houston, Texas (The Kinkaid School)
17	Melquise Stovall	WR	5-9	190	Jr.	JC	Lancaster, Calif. (Riverside City College)
17	Ryan Meskell	PK	6-0	185	Sr.	2L	Gold Coast, Australia (Lewis & Clark CC)
18	Boone Abbott	QB	6-2	175	Fr.	HS	Highland, Utah (American Fork HS)
18	Cortez Davis	DB	5-11	180	Jr.	JC	Flowery Branch, Ga. (Itawamba CC)
19	Kamali'i Akina	QB	5-11	180	Jr.	JC	Mountain View, Calif. (San Mateo College)
20	Zach Wilson	DB	6-1	185	Jr.	2L	Upland, Calif. (Mt. San Antonio College)
21	Fred Holly III	RB	6-0	200	Jr.	2L	Riverside, Calif. (Norte Vista HS)
21	Michael Washington	DB	6-0	165	Fr.	HS	Monrova, Calif. (Monrovia HS)
22	Ikem Okeke	DB	6-0	200	Sr.	3L	Las Vegas, Nev. (Bishop Gorman HS)
23	Jared Smart	WR	6-0	190	Jr.	JC	Dublin, Calif. (Laney College)
23	Akil Francisco	DB	6-1	170	So.	1L	Alameda, Calif. (Encinal HS)
24	Kai Kaneshiro	DB	6-2	180	Fr.	RS	Honolulu, O'ahu (Saint Louis)
25	Travon Killins	DB	6-0	175	Fr.	HS	Daytona Beach, Fla. (Spruce Creek HS)
26	Miles Reed	RB	5-8	190	So.	1L	Corona, Calif. (Centennial HS)
27	Solomon Matautia	LB	6-1	230	Sr.	3L	'Ewa Beach, O'ahu (Campbell HS)
29	Donovan Dalton	DB	6-4	200	So.	1L	Apple Valley, Minn. (Saguaro HS)
30	Adam Netane	WR	5-11	175	Fr.	RS	Orlando, Fla. (Bishop Moore HS)
30	Kamuela Borden	DL	6-4	250	So.	1L	Pearl City, O'ahu ('Iolani School)
31	Tiger Peterson	DB	6-1	195	Fr.	HS	Honolulu, O'ahu (Kamehameha Schools-Kapālama)
33	Steven Fiso	DB	6-2	190	Fr.	HS	Au, American Samoa (Faga'itua HS)
34	KK Padello	RB	5-11	220	Sr.	1L	Mililani, O'ahu (Southern Oregon)
34	James Green III	DB	5-11	175	Fr.	RS	Cathedral City, Calif. (Cathedral City HS)
35	Jaden Allen	WR	5-9	165	Fr.	HS	La Puente, Calif. (Bishop Amant HS)
35	Jeffery Keene	DL	6-4	230	Sr.	1L	Temple Hills, Md. (Fort Scott [Kan.] CC)
36	Hoku Arias	LB	6-0	205	Fr.	HS	Honolulu, O'ahu (Kamehameha Schools-Kapālama)
36	Ben Scruton	P	6-1	200	Sr.	3L	Melbourne, Australia (Melbourne University)
37	Alaka'i Mashima	DB	5-11	175	So.	1L	Kapolei, O'ahu (Punahou School)
39	Kalamaku Kuewa	DB	6-0	200	Fr.	RS	Kailua, O'ahu (Kamehameha Schools-Kapālama)
40	Chance Kalaugher	DL	6-6	220	Jr.	JC	Honolulu, Oahu (Saddleback College)
41	Scheyenne Sanitoa	LB	6-0	220	Jr.	2L	Fagatogo, American Samoa (Samoana HS)
42	Jonah Kahahawai-Welch	DL	6-2	230	Fr.	RS	Kailua, O'ahu (Kamehameha Schools-Kapālama)
43	Mason Vega	DL	6-3	275	Jr.	JC	Rancho Cucamonga, Calif. (Chaffey College)
44	Hekili Keliiliki	RB	6-2	225	So.	1L	Bentonville, Ark. (Bentonville HS)
44	Wyatt Tucker	LS	5-10	205	So.	RS	Chino Hills, Calif. (Whittier College)
45	Payton Awaya	LB	6-0	210	So.	SQ	Honolulu, O'ahu (Kalani HS)
46	Tauivi Ho Ching	LB	6-1	230	Jr.	JC	Nu'uuli, American Samoa (Mt. San Antonio)

NUMERICAL ROSTER

No	Name	Pos	Ht	Wt	Cl	Exp	Hometown/Last School
47	Dante McGee	WR	5-8	160	So.	HS	Pearl City, O'ahu (Pearl City HS)
47	Noa Kamana	DB	6-0	185	So.	TR	Honolulu, O'ahu (Pacific Univeristy)
48	Derek Thomas	DL	6-3	225	Jr.	1L	Huntington Beach, Calif. (Cerritos College)
49	Manly Williams	DL	6-2	245	Sr.	3L	Honolulu, O'ahu (Farrington HS)
50	Justus Tavai	DL	6-3	295	So.	RS	Inglewood, Calif. (El Camino College)
51	Makai Manuwai	DL	6-1	280	Jr.	1L	Medford, Ore. (South Medford HS)
52	Solo Vaipulu	OL	6-2	300	So.	1L	Riverside, Calif. (Corona Centennial HS)
52	Michael Boyle	PK	6-1	175	Fr.	1L	Washougal, Wash. (Camas HS)
53	Ramsey Aviu	OL	6-2	300	So.	SQ	'Aiea, O'ahu ('Aiea HS)
53	Darius Muasau	LB	6-1	225	Fr.	HS	Mililani, O'ahu (Mililani HS)
54	Kalani Kamakawiwo'ole	LB	6-0	220	Fr.	HS	Honolulu, O'ahu (Kamehameha Schools-Kapālama)
55	Micah Vanterpool	OL	6-6	315	So.	1L	Phoenix, Ariz. (Phoenix Central HS)
55	Blessman Ta'ala	DL	6-1	300	So.	1L	Aua, American Samoa (Faga'itua HS)
56	Zach Bowers	LB	6-0	215	Fr.	HS	Chandler, Ariz. (Chandler HS)
57	J.R. Hensley	OL	6-5	320	Sr.	3L	Edmond, Okla. (Edmond Santa Fe HS)
57	Parker Higgins	LB	5-11	225	Jr.	TR	Honolulu, O'ahu (Arizona State)
58	Joey Nu'uano-Kuhi'iki	OL	6-3	290	Jr.	2L	Wai'anae, O'ahu (Wai'anae HS)
58	Kila Kamakawiwo'ole	LB	6-0	220	Fr.	HS	Honolulu, O'ahu (Saint Louis School)
59	Emil Graves	OL	6-3	275	Sr.	1L	Lynwood, Calif. (Fullerton College)
59	Andrew Choi	DL	6-0	230	Fr.	RS	Honolulu, O'ahu (Kaiser HS)
60	Caden Hillborn	OL	6-5	285	Fr.	HS	Salt Lake City, Utah (Highland HS)
61	Eliki Tanuvasa	OL	6-2	320	So.	TR	Honolulu, O'ahu (Eastern Illinois)
61	Wesley Faagau	LB	6-0	220	Jr.	1L	Wai'anae, O'ahu (Kamehameha Schools-Kapālama)
62	Doug Russell	DL	6-5	290	So.	SQ	Seattle, Wash. (O'Dea HS)
63	Taaga Tuulima	OL	6-2	310	Jr.	2L	'Ewa Beach, O'ahu ('Iolani School)
64	Kauka Umiamaka	OL	6-4	310	Fr.	HS	Kane'ohe, O'ahu (Castle HS)
65	Elias Wong	OL	6-2	315	Fr.	RS	Waimanalo, O'ahu (Kailua HS)
66	Eperone Moananu	DL	6-2	290	Sr.	3L	Pago Pago, American Samoa (Tafuna HS)
67	Bubba Wa'a	OL	6-2	295	Fr.	HS	Hau'ula, O'ahu (Crescent Valley HS)
68	Ra Elkington	OL	6-5	340	So.	SQ	La'ie, O'ahu (Kahuku HS)
69	Harry Hill	PK	6-0	200	Fr.	HS	Kealahou, Hawai'i (Konawaena HS)
69	Azia Se'ei	DL	5-11	275	Sr.	1L	Honolulu, O'ahu (William Penn University)
70	Arasi Mose	OL	6-5	345	Fr.	HS	Honolulu, O'ahu (Saint Louis School)
71	Stephan Bernal-Wendt	OL	6-4	310	Jr.	1L	Honolulu, O'ahu (Salesian HS)
72	Kohl Levaio	OL	6-6	340	Sr.	1L	Aberdeen, Wash. (CC of San Francisco)
74	Gene Pryor	OL	6-3	305	Jr.	RS	Visalia, Calif. (College of the Sequoias)
75	Ilm Manning	OL	6-4	280	So.	1L	Glendale, Ariz. (Apollo HS)
76	Michael Elitise	DL	6-3	325	Jr.	TR	Honolulu, O'ahu (Arizona)
77	Alesana Sunia	OL	6-3	320	Jr.	2L	Leone, American Samoa (Leone HS)
78	Ernest Moore	OL	6-8	300	Jr.	RS	San Francisco, Calif. (CC of San Francisco)
79	Samson Siilata	DL	6-3	255	Fr.	HS	Kahuku, O'ahu (Kahuku HS)
80	Mekel Ealy	WR	6-3	180	Fr.	HS	Antioch, Calif. (Freedom HS)
81	Grey Ihu	WR	6-0	180	Jr.	TR	Kane'ohe, O'ahu (Campbellsville University)
83	Kahale Huddleston	WR	5-10	175	Fr.	RS	Hilo, Hawai'i (Hilo HS)
84	Nick Mardner	WR	6-5	190	Fr.	RS	Mississauga, Ont., Canada (Clarkson Secondary)
85	Lincoln Victor	WR	5-10	165	Fr.	HS	West Camas, Wash. (Union HS)
86	Chance Beyer	WR	5-10	180	Fr.	HS	Honolulu, O'ahu (Saint Louis School)
87	Robert Funkhouser	WR	5-11	170	Fr.	RS	Danville, Calif. (San Ramon Valley HS)
88	John Johnson	WR	5-11	190	Jr.	RS	Warner Robins, Ga. (Antelope Valley College)
90	Fanupo Peapealalo	DL	6-3	265	Sr.	SQ	Oceanside, Calif. (Graceland University)
91	Samiuela Akoteu	DL	6-2	280	Sr.	3L	Inglewood, Calif. (Junipero Serra HS)
92	Djuan Matthews	DL	5-11	280	Jr.	JC	Houston, Texas (Blinn College)
93	Mason Mataafa	DL	6-4	235	Jr.	1L	Santa Ana, Calif. (Orange Coast College)
94	Alema Kapoi	DL	6-0	270	So.	TR	Kapolei, O'ahu (Navy)
95	Kendall Hune	DL	6-3	285	Sr.	1L	Carmel, Ind. (Eastern Arizona College)
96	Kaimana Padello	DL	6-0	225	Sr.	3L	Mililani, O'ahu (Mililani HS)
97	Zach Ritner	DL	6-3	240	Fr.	RS	Mission Viejo, Calif. (Capistrano Valley HS)
98	Foi Shaw	DL	6-0	320	Fr.	RS	Kane'ohe, O'ahu (Farrington HS)
99	Jonah Laulu	DL	6-5	270	Fr.	RS	Las Vegas, Nev. (Centennial HS)

ALPHABETICAL ROSTER

No	Name	Pos	Cl
18	Boone Abbott	QB	Fr.
19	Kamali'i Akina	QB	Jr
91	Samiuela Akoteu	DL	Sr.
35	Jaden Allen	WR	Fr
36	Hoku Arias	LB	Fr
11	Justice Augafa	DB	Sr.
53	Ramsey Aviu	OL	So.
45	Payton Awaya	LB	So.
71	Stephan Bernal-Wendt	OL	Jr.
5	Khoury Bethley	DB	So.
86	Chance Beyer	WR	Fr.
10	Mark Blocker	DL	Fr.
30	Kamuella Borden	DL	So.
56	Zach Bowers	LB	Fr.
52	Michael Boyle	PK	Fr.
6	Cedric Byrd II	WR	Sr.
59	Andrew Choi	DL	Fr.
12	Chevan Cordeiro	QB	Fr.
29	Donovan Dalton	DB	So.
16	Zach Daniel	QB	Fr.
18	Cortez Davis	DB	Jr.
80	Mekel Ealy	WR	Fr.
76	Michael Eletise	OL	Jr.
68	Ra Elkington	OL	So.
61	Wesley Faagua	LB	Jr.
4	Rojesterman Farris II	DB	Sr.
33	Steven Fiso	DB	Fr.
8	Eugene Ford	DB	Jr.
23	Akil Francisco	DB	So.
87	Robert Funkhouser	WR	Fr.
7	Dayton Furuta	RB	Sr.
9	Stan Gaudion	P	Jr.
59	Emil Graves	OL	Sr.
34	James Green III	DB	Fr.
57	J.R. Hensley	OL	Sr.
3	Kalen Hicks	DB	Sr.
57	Parker Higgins	LB	Jr.
60	Caden Hillborn	OL	Fr.
69	Harry Hill	ST	Fr.
46	Tauivi Ho Ching	LB	Jr.
21	Fred Holly III	RB	Jr.
83	Kahale Huddleston	WR	Fr.
95	Kendall Hune	DL	Sr.
81	Grey Ihu	WR	Jr.
88	John Johnson	WR	Jr.
42	Jonah Kahahawai-Welch	DL	Fr.
40	Chance Kalaugher	DL	Jr.
54	Kalani Kamakawiwo'ole	LB	Fr.
58	Kila Kamakawiwo'ole	LB	Fr.
47	Noa Kamana	DB	So.
24	Kai Kaneshiro	DB	Fr.
94	Alema Kapoi	DL	So.
35	Jeffery Keene	DL	Sr.
44	Hekilii Kelililiki	RB	So.
25	Travon Killins	DB	Fr.
39	Kalamaku Kuewa	DB	Fr.
99	Jonah Laulu	DL	Fr.
72	Kohl Levao	OL	Sr.
75	IIm Manning	OL	So.

No	Name	Pos	Cl
51	Makai Manuwai	DL	Jr.
84	Nick Mardner	WR	Fr.
37	Alaka'i Mashima	DB	So.
93	Mason Mataafa	DL	Jr.
27	Solomon Matautia	LB	Sr.
92	Djuan Matthews	DL	Jr.
13	Cole McDonald	QB	Jr.
47	Dante McGee	WR	So.
17	Ryan Meskell	PK	Sr.
66	Eperone Moananu	DL	Sr.
78	Ernest Moore	OL	Jr.
70	Arasi Mose	OL	Fr.
53	Darius Muasau	LB	Fr.
30	Adam Netane	WR	Fr.
4	Kumoku Noa	WR	Jr.
58	Joey Nu'uuanu-Kuhi'iiki	OL	Jr.
22	Ikem Okeke	DB	Sr.
96	Kaimana Padello	DL	Sr.
34	KK Padello	RB	Sr.
15	Jonah Panoke	WR	Fr.
1	Penei Pavihi	LB	Jr.
90	Fanupo Peapealalo	DL	Sr.
31	Tiger Peterson	DB	Fr.
14	James Phillips	WR	So.
12	Kana'i Picanco	LB	Sr.
2	Jeremiah Pritchard	LB	Jr.
74	Gene Pryor	OL	Jr.
26	Miles Reed	RB	So.
97	Zach Ritner	DL	Fr.
62	Doug Russell	DL	So.
41	Scheyenne Sanitoa	LB	Jr.
15	Paul Scott	LB	So.
36	Ben Scruton	P	Sr.
69	Azia Se'ei	DL	Sr.
3	Jason-Matthew Sharsh	WR	Sr.
98	Foi Shaw	DL	Fr.
79	Samson Siilata	DL	Fr.
23	Jared Smart	WR	Jr.
10	Drake Stallworth	WR	So.
17	Melquise Stovall	WR	Jr.
77	Alesana Sunia	OL	Jr.
55	Blessman Ta'ala	DL	So.
61	Eliki Tanuvasa	OL	So.
50	Justus Tavai	DL	So.
48	Derek Thomas	DL	Jr.
44	Wyatt Tucker	LS	So.
63	Taaga Tuulima	OL	Jr.
11	Justin Uahinui	QB	So.
64	Kauka Umiamaka	OL	Fr.
52	Solo Vaipulu	OL	So.
55	Micah Vanterpool	OL	So.
43	Mason Vega	DL	Jr.
85	Lincoln Victor	ATH	Fr.
67	Bubba Wa'a	OL	Fr.
9	JoJo Ward	WR	Sr.
21	Michael Washington	DB	Fr.
49	Manly Williams	DL	Sr.
20	Zach Wilson	DB	Jr.
65	Elias Wong	OL	Fr.

2019 NEWCOMERS

No	Name	Pos	Ht	Wt	Cl	Exp	Hometown/Last School
18	Boone Abbott	QB	6-2	175	Fr.	HS	Highland, Utah (American Fork HS)
56	Zach Bowers	LB	6-0	215	Fr.	HS	Chandler, Ariz. (Chandler HS)
16	Zach Daniel	QB	6-0	190	Fr.	HS	Houston, Texas (The Kinkaid School)
80	Mekel Ealy	WR	6-3	180	Fr.	HS	Antioch, Calif. (Freedom HS)
33	Steven Fiso	DB	6-2	191	Fr.	HS	Aua, American Samoa (Faga'itua HS)
60	Caden Hilborn	OL	6-5	285	Fr.	HS	Salt Lake City, Utah (Highland HS)
25	Travon Killins	DB	6-0	175	Fr.	HS	Daytona Beach, Fla. (Spruce Creek HS)
92	Djuan Matthews	DL	5-11	280	Jr.	JC	Houston, Texas (Blinn College)
70	Arasi Mose	OL	6-5	345	Fr.	HS	Honolulu, O'ahu (Saint Louis School)
53	Darius Muasau	LB	6-1	225	Fr.	HS	Mililani, O'ahu (Mililani HS)
85	Lincoln Victor	WR	5-10	165	Fr.	HS	West Camas, Wash. (Union HS)
67	Bubba Wa'a	OL	6-2	295	Fr.	HS	Hau'ula, O'ahu (Crescent Valley HS)

MIDYEAR ADDITIONS (spring participants)

18	Cortez Davis	DB	5-11	180	Jr.	JC	Flowery Branch, Ga. (Itawamba CC)
46	Tauivi Ho Ching	LB	6-1	230	Jr.	JC	Nu'uuli, American Samoa (Mt. San Antonio)
31	Tiger Peterson	DB	6-1	195	Fr.	HS	Honolulu, O'ahu (Kamehameha Schools)
14	James Phillips	WR	5-9	155	So.	JC	Menifee, Calif. (Mt. San Jacinto College)
23	Jared Smart	WR	6-0	180	Jr.	JC	Dublin, Calif. (Laney College)
17	Melquise Stovall	WR	5-9	190	Jr.	JC	Lancaster, Calif. (Riverside City College)
43	Mason Vega	DL	6-3	265	Jr.	JC	Rancho Cucamonga, Calif. (Chaffey College)

GRAYSHIRTS

15	Jonah Panoke	WR	6-2	185	Fr.	HS	Honolulu, O'ahu (Saint Louis School)
21	Michael Washington	DB	6-0	160	Fr.	HS	Monrovia, Calif. (Monrovia HS)

OTHER ADDITIONS

35	Jaden Allen	WR	5-9	165	Fr.	HS	La Puente, Calif. (Bishop Amant HS)
19	Kamali'i Akina	QB	5-11	180	Jr.	JC	Mountain View, Calif. (San Mateo College)
36	Hoku Arias	LB	6-0	205	Fr.	HS	Honolulu, O'ahu (Kamehameha Schools)
86	Chance Beyer	WR	5-10	180	Fr.	HS	Kapolei, O'ahu (Saint Louis School)
10	Mark Blocker	DL	6-3	230	Fr.	HS	Inglewood, Calif. (Lawndale HS)
76	Michael Eletise	OL	6-3	325	Jr.	TR	Honolulu, O'ahu (Arizona)
57	Parker Higgins	LB	5-11	225	Jr.	TR	Honolulu, O'ahu (Arizona State)
69	Harry Hill	PK	6-0	200	Fr.	HS	Kealakekua, Hawai'i (Konawaena HS)
81	Grey Ihu	WR	6-0	180	Jr.	TR	Kane'ohe, O'ahu (Campbellsville University)
40	Chance Kalaugher	DL	6-6	220	Jr.	JC	Honolulu, Oahu (Saddleback College)
54	Kalani Kamakawiwo'ole	LB	6-0	220	Fr.	HS	Honolulu, O'ahu (Kamehameha Schools)
58	Kila Kamakawiwo'ole	LB	6-0	220	Fr.	HS	Honolulu, O'ahu (Saint Louis School)
47	Noa Kamana	DB	6-0	185	So.	TR	Honolulu, Oahu (Pacific Univeristy)
94	Alema Kapoi	DL	6-0	270	So.	TR	Kapolei, O'ahu (Navy)
79	Samson Silate	DL	6-3	255	Fr.	HS	Kahuku, O'ahu (Kahuku HS)
61	Eliki Tanuvasa	OL	6-2	285	So.	TR	Honolulu, O'ahu (Eastern Illinois)
64	Kauka Umiamaka	OL	6-4	285	Fr.	HS	Kane'ohe, O'ahu (Castle HS)

GEOGRAPHICAL ROSTER

HAWAI'I (47)

O'ahu (45)

'Aiea: Ramsey Aviu

'Ewa Beach: Solomon Matautia, Taaga Tuulima

Honolulu: Hoku Arias, Payton Awaya, Stephan Bernal-Wendt, Andrew Choi, Chevan Cordeiro, Michael Eletise, Parker Higgins, Chance Kalaugher, Kalani Kamakawiwo'ole, Kila Kamakawiwo'ole, Noa Kamana, Kai Kaneshiro, Arasi Mose, Kumoku Noa, Jonah Panoke, Tiger Peterson, Azia Se'e'i, Jason-Matthew Sharsh, Eliko Tanuvasa, Manly Williams, Justin Uahinui

Hau'ula: Bubba Wa'a

Kahuku: Samson Siilata

Kailua: Jonah Kahahawai-Welch, Kalamaka Kuewa

Kapolei: Chance Beyer, Alema Kapoi, Alaka'i Mashima

Kāne'ohe: Grey Ihu, Kana'i Picanco, Foi Shaw, Kauka Umiamaka

Laie: Ra Elkington

Milliani: Dayton Furuta, Darius Mausau, Kaimana Padello, KK Padello

Pearl City: Kamuela Borden, Dante McGee

Wai'anae: Wesley Faagua, Joey Nu'uuanu-Kuhi'iki

Waimanalo: Elias Wong

Hawai'i (2)

Hilo: Kahale Huddleston

Kealahou: Harry Hill

CONTINENTAL U.S. (59)

Alaska (1)

Anchorage: Justice Augafa

Arizona (3)

Chandler: Zach Bowers

Glendale: Ilm Manning

Phoenix: Micah Vanterpool

Arkansas (1)

Bentonville: Hekili Keliiliki

California (32)

Antioch: Mekel Ealy

Alameda: Akil Francisco

Cathedral City: James Green III

Chino: Khoury Bethley

Chino Hills: Wyatt Tucker

Corona: Miles Reed

Danville: Robert Funkhouser

Dublin: Jared Smart

Folsom: Drake Stallworth

Huntington Beach: Derek Thomas

Inglewood: Samiuela Akoteu, Mark Blocker, Justus Tavai

La Mirada: Cole McDonald

La Puente: Jaden Allen

Lancaster: Melquise Stovall

Los Angeles: Cedric Byrd II

Lynwood: Emil Graves

Menifee: James Phillips

Mission Viejo: Zach Ritner

Monrovia: Michael Washington

Mountain View: Kamali'i Akina

Oakland: Paul Scott

Oceanside: Fanupo Peapealalo

Rancho Cucamonga: Mason Vega

Riverside: Fred Holly III, Solo Vaipulu

San Francisco: Ernest Moore

California (CONT.)

Santa Ana: Mason Mata'afa

Upland: Zach Wilson

Venice: Eugene Ford

Visalia: Gene Pryor

Florida (3)

Daytona Beach: Travon Killins

Coral Springs: Rojesterman Farris II

Orlando: Adam Netane

Georgia (2)

Flowery Branch: Cortez Davis

Warner Robins: John Johnson

Indiana (1)

Carmel: Kendall Hune

Maryland (1)

Temple Hills: Jeffery Keene

Minnesota (1)

Apple Valley: Donovan Dalton

Nevada (3)

Las Vegas: Kalen Hicks, Jonah, La'ulu, Ikem Okeke

Oklahoma (1)

Edmond: J.R. Hensley

Oregon (1)

Medford: Makai Manuwai

Texas (3)

Houston: Zach Daniel, Djuan Matthews

Waco: JoJo Ward

Utah (2)

Highland: Boone Abbott

Salt Lake City: Caden Hilborn

Washington (4)

Aberdeen: Kohl Levao

Seattle: Doug Russell

Washougal: Michael Boyle

West Camas: Lincoln Victor

AMERICAN SAMOA (8)

Aua: Steven Fiso, Blessman Ta'ala

Fagatogo: Scheyenne Sanitoo

Leone: Jeremiah Pritchard, Alesana Sunia

Nu'uuli: Tauivi Ho Ching

Pago Pago: Eperone Moananu, Penei Pavihi

AUSTRALIA (3)

Gold Coast: Ryan Meskell

Melbourne: Stan Gaudion, Ben Scruton

CANADA (1)

Mississauga: Nick Mardner

PRONUNCIATION GUIDE/FUN FACTS

Name	Pronunciation
Kamalī'i Akina	ka-ma-LEE-E • ah-KEY-na
Samiuēla Akoteu	sam-YEW-eh-lah ah-KO-tay-ooH
Hoku Arias	ho-koo
Justice Augafa	owng-afa
Ramsey Aviu	ah-VEE-you
Payton Awaya	ah-why-ah
Kamuela Borden	ka-moo-eh-la
Mekel Ealy	meh-kel
Michael Eletise	eh-lay-TEE-say
Wesley Faagau	fah-un-gow
Rojesterman Farris	roe-jester-mun
Steven Fiso	fee-so
Akil Francisco	ah-keel
Dayton Furuta	fuh-ROO-tuh
Stan Gaudion	gaw-dee-an
Emil Graves	E-mill
Tauivi Ho Ching	taw-ee-vee
Kahale Huddleston	kah-HA-lay
Grey Ihu	E-hoo
Jonah Kahahawai-Welch	ka-ha-ha-why
Kalani Kamakawiwo'ole	ka-LAH-nee ka-ma-ka-VEE-va-oh-lay
Kila Kamakawiwo'ole	KEY-lah
Noa Kamana	no-ah • kah-MAH-nah
Kai Kaneshiro	kah-nay-SHE-row
Alema Kapoi	uh-leh-ma • kuh-POY
Hekili Keliiliki	hey-KEY-lee kay-LEE-E-lee-key
Kalamaku Kuewa	kah-la-ma-koo • koo-eh-va
Jonah La'ulu	la-OO-loo
Kohl Levao	le-vow
Ilm Manning	elm
Makai Manuwai	mah-kye • mah-new-why
Mason Mata'afa	mah-TAH-ah-fa
Solomon Matautia	mah-TAO-tee-ah
Eperone Moananu	ep-er-row-nay • mo-ah-NAH-new
Arasi Mose	ah-rah-see • moh-say
Darius Muasau	moo-uh-saaw
Kumoku Noa	coo-mo-coo • noah
Joey Nu'uuanu-Kuhi'iki	new-OO-ah-new coo-he-E-key
Ikem Okeke	E-come • oh-kay-kay
Kaimana Padello	kye-mah-nah
Jonah Panoke	pa-NO-kay
Penei Pavihi	pe-nay • pa-VEE-hee
Fanupo Peapealalo	fah-NEW-po pay-ah-pay-ah-la-low
Kana'i Picanco	kuh-nuh-ee • pecan-so
Scheyenne Sanitoa	sah-ni-tow-ah
Azia Se'ei	ah-ZAH-yah • SAY-eh
Foi Shaw	foi - rhymes with boy
Samson Siilata	see-E-LAH-ta
Alesana Sunia	ah-lay-sah-nah • soo-nee-ah
Blessman Ta'ala	ta-AH-la
Eliki Tanuvasa	e-LEE-kee • tah-new-VAH-sah
Taaga Tuulima	tah-un-gah • too-oo-lee-mah
Justin Uahinui	OO-ahi-new-ee
Kauka Umiamaka	cow-ka • OO-me-ah-MAH-ka
Solo Vaipulu	vie-POO-loo
Bubba Wa'a	wah-ah

Cole Hard Facts: Junior quarterback **Cole McDonald** wears dreads in honor of former UH and CFL quarterback Bryant Moniz whom he's trained with. Also, the Southern California native with blonde locks is one-eighth Filipino.

What's In A Name?: Senior cornerback **Rojesterman Farris II** owns one of the most unique names in college football. His first name, inherited from his father, is a combination of four different names: Roy, Jeff, Terry and Sherman. He's better known, though, by his nickname "Roe."

Always Ready Always There: Senior running back **KK Padello**, a former Hawai'i high school defensive player of the year at Mililani, is a member of the Hawai'i National Guard and last year served in Puna, Hawai'i to assist with volcano relief.

Diversity U: UH has players from 15 different states, encompassing six time zones (Hawaiian, Alaskan, Pacific, Mountain, Central and Eastern time). More than half of the 118-man roster hails from Hawai'i (47) and California (32).

Diversity - E.G.: Sophomore running back **Hekili Keliiliki**, who is of Hawaiian descent, went to high school in Arkansas and is fluent in Mandarin after serving a two-year mission in Brisbane, Australia.

All In The Family

- The 2019 squad features five second-generation Warriors - **Jaden Allen** (father Gary, 1978-81); **Kalani** and **Kila Kamakawiwo'ole** (Kila, 2002-05); **Kumoku Noa** (Henry, 1972-73) and **Elias Wong** (Hauoli, 1995).
- Kumoku Noa** is one of six brothers to play in college. Two brothers suited up for UH (Kilinahe & Waikaloa) along with their father (Henry) and cousin (Kaulana). Older brother Kanawai is currently a receiver at Nebraska after playing at Cal, while brothers Kalua (Portland St.) and 'Ano (Menlo) also played.
- Kaimana** and **KK Padello** are the only pair of brothers on this year's team, however four others have older brothers who also have suited up for UH: **Kamuela Borden** (brothers Kawika and Noah), **Andrew Choi** (Zeno), **Justus Tavai** (Jahlani), and **Manly Williams** (Lance).

QB Lineage: Redshirt freshman quarterback **Chevan Cordeiro**, who backed-up Alabama's Tua Tagovailoa in 2016 at Honolulu's Saint Louis School, continues the high school's tradition of FBS QBs which also includes Marcus Mariota (Oregon), Jeremiah Masoli (Oregon/Ole Miss), Timmy Chang (UH), Jason Gesser (Washington State), and Darnell Arceneaux (Utah).

Just Like Old Times: Four former Warriors are on the coaching staff: Head Coach **Nick Rolovich**, **Brian Smith** (OC/RB), **Craig Stutzmann** (QB) and **Abe Elimimian** (CB). All four were teammates on the 2001 squad that finished 9-3. Rolovich (QB), Smith (C) and Stutzmann (WR) were senior starters, while Elimimian (CB) started six games as a redshirt freshman.

POSITION BREAKDOWN

QUARTERBACK

Returnees

Quarterback	Ht	Wt	Cl	Hometown/Last School
Cole McDonald	6-4	220	Jr.	La Mirada, Calif. (Sonora HS)
Justin Uahinui	6-3	195	So.	Honolulu, O'ahu (Farrington HS)
Chevan Cordeiro	6-1	190	Fr.	Honolulu, O'ahu (Saint Louis School)

Newcomers

Boone Abbott	6-2	175	Fr.	Highland, Utah (American Fork HS)
Kamali'i Akina	5-11	180	Jr.	Mountain View, Calif. (San Mateo Coll.)
Zach Daniel	6-0	190	Fr.	Houston, Texas (The Kinkaid School)

2018 QBs lost: Kolney Cassel, Jeremy Moussa (RS)

Outlook: Cole McDonald is back after a breakout sophomore season...the 6-4 McDonald finished in the top 10 nationally in a half-dozen categories last year, including sixth in touchdown passes (36)...McDonald is also a threat on his feet with 359 yards and two rushing touchdowns...Chevan Cordeiro made the most of his limited playing time as a true freshman last year...filling in for McDonald, the Honolulu native led UH to come-from-behind wins over Wyoming and UNLV, including a trio of touchdown passes in a key win over the Rebels...Cordeiro was still able to redshirt in 2018.

Top Statistical Returners

NAME	GP-GS	EFFIC	COMP	ATT	YDS	PCT	TD	Int
Cole McDonald	13-12	146.5	285	484	3,875	58.9	36	10
Chevan Cordeiro	4-1	159.3	30	49	384	61.2	6	2



RETURNING PRODUCTION

ATTEMPTS: 98.2% - 535/545

COMPLETIONS: 98.4% - 315/320

YARDS: 98.0% - 4,259/4,344

TOUCHDOWNS: 97.7% - 42/43



WIDE RECEIVER

Returnees

Wide Receiver	Ht	Wt	Cl	Hometown/Last School
Cedric Byrd II	5-9	175	Sr.	Los Angeles, Calif. (Long Beach CC)
Jason-Matthew Sharsh	6-0	190	Sr.	Honolulu, O'ahu (Santa Barbara CC)
JoJo Ward	5-9	175	Sr.	Waco, Texas (Tyler JC)
Kumoku Noa	5-11	175	Jr.	Honolulu, O'ahu (Kamehameha)
John Johnson	5-11	190	Jr.	Warner Robins, Ga. (Antelope Valley)
Drake Stallworth	6-1	190	So.	Folsom, Calif. (Folsom HS)
Kahale Huddleston	5-10	175	R-Fr.	Hilo, O'ahu (Hilo HS)
Nick Mardner	6-5	190	R-Fr.	Mississauga, Canada (Clarkson Secondary)
Robert Funkhouser	5-11	170	R-Fr.	Danville, Calif. (San Ramon Valley HS)
Adam Netane	5-11	175	R-Fr.	Orlando, Fla. (Bishop Moore HS)

Newcomers

Wide Receiver	Ht	Wt	Cl	Hometown/Last School
Jared Smart	6-0	180	Jr.	Dublin, Calif. (Laney College)
Melquise Stovall	5-9	190	Jr.	Lancaster, Calif. (Riverside CC)
Grey Ihu	6-0	180	Jr.	Kane'ohe, O'ahu (Campbellsville Univ.)
Dante McGee	5-8	160	So.	Pearl City, O'ahu (Pearl City HS)
James Phillips	5-9	155	So.	Menifee, Calif. (Mt. San Jacinto Coll.)
Jaden Allen	5-9	165	Fr.	La Puente, Calif. (Bishop Amant HS)
Chance Beyer	5-10	180	Fr.	Kapolei, Oahu (Saint Louis School)
Mekel Ealy	6-3	180	Fr.	Antioch, Calif. (Freedom HS)
Jonah Panoke	6-2	185	Fr.	Honolulu, O'ahu (Saint Louis School)
Lincoln Victor	5-10	165	Fr.	West Camas, Wash. (Union HS)

2018 WRs lost: John Ursua, Marcus Armstrong-Brown, Devan Stubblefield, Dakota Torres, Tristin Kamaka

Outlook: UH no longer has the services of all-conference receiver John Ursua who was drafted by the Seattle Seahawks after leading the nation in receiving touchdowns (16) last season...yet, the Rainbow Warriors have no shortage of weapons to keep its run-n-shoot offense humming...back are seniors Cedric Byrd and JoJo Ward, a pair of junior college transfers who made an immediate impact in 2018...Byrd (2018 Belitnikoff Award watch list) and Ward (15 catches of 20+ yards) combined for 18 TDs last year....keep an eye on local products Kumoku Noa and Jason-Matthew Sharsh... former four-star recruit Melquise Stovall, who started his collegiate career at Cal, brings experience and explosiveness while fellow JC transfer Jared Smart also should see playing time.

Top Statistical Returners

NAME	GP-GS	NO.	YDS	Y/A	LNG	TD
Cedric Byrd	14-13	79	970	12.3	55	9
JoJo Ward	14-13	51	865	17.0	75	9
Dayton Furuta (RB)	13-6	10	200	8.9	38	1
Jason-Matthew Sharsh	11-3	9	152	16.9	49	1

RETURNING PRODUCTION

RECEPTIONS: 55.6% - 200/360

YARDS: 49.9% - 2,169/4344

TOUCHDOWNS: 46.5% - 20/43

POSITION BREAKDOWN

RUNNING BACK

Returns

Running Back	Ht	Wt	Cl	Hometown/Last School
Miles Reed	5-8	190	So.	Corona, Calif. (Centennial HS)
Dayton Furuta	5-11	250	Sr.	Mililani, O'ahu (Mililani HS)
KK Padello	5-11	225	Sr.	Mililani, O'ahu (Southern Oregon)
Fred Holly III	6-0	200	Jr.	Riverside, Calif. (Norte Vista HS)
Hekili Keliiliki	6-2	225	So.	Bentonville, Ark. (Bentonville HS)

2018 RBs lost: Elijah Dale, Genta Ito, Mel Davis

Outlook: It was running back by committee last season and all of UH's top rushers are back for 2018...senior thumper Dayton Furuta and junior speedster Fred Holly III combined for a trio of 100-yard performances last season...shifty Miles Reed provides a change of pace off the bench...Hekili Keliiliki was a special-teams standout as a redshirt freshman and could see more time as a runner this year...senior KK Padello makes the move from linebacker to running back.

Top Statistical Returners

NAME	GP-GS	ATT	YDS	Y/A	LNG	TD
Fred Holly III	14-6	108	468	4.3	46	4
Dayton Furuta	13-6	93	459	4.9	22	2
Cole McDonald (QB)	13-12	134	359	2.7	28	4
Miles Reed	10-0	30	130	4.3	15	0



RETURNING PRODUCTION

ATTEMPTS: 94.0% - 393/418
YARDS: 94.4% 1,449/1,534
TOUCHDOWNS: 90.9% - 10/11



OFFENSIVE LINE

Returns

Offensive Lineman	Ht	Wt	Cl	Hometown/Last School
Emil Graves	6-3	275	Sr.	Lynwood, Calif. (Fullerton College)
J.R. Hensley	6-5	320	Sr.	Edmond, Okla. (Santa Fe HS)
Kohl Levao	6-6	340	Sr.	Aberdeen, Wash. (CC of San Francisco)
Ernest Moore	6-8	300	Jr.	San Francisco, Calif. (CC of San Francisco)
Joey Nu'uuanu-Kuhi'i'iki	6-3	290	Jr.	Wai'anae, O'ahu (Wai'anae HS)
Gene Pryor	6-3	305	Jr.	Visalia, Calif. (College of the Sequoias)
Alesana Sunia	6-3	320	Jr.	Leone, American Samoa (Leone HS)
Taaga Tuulima	6-2	310	Jr.	'Ewa Beach, O'ahu ('Iolani School)
Ramsey Aviu	6-2	300	So.	'Aiea, O'ahu ('Aiea HS)
Ra Elkington	6-5	340	So.	La'ie, O'ahu (Kahuku HS)
Ilm Manning	6-4	280	So.	Glendale, Ariz. (Apollo HS)
Solo Vaipulu	6-2	300	So.	Riverside, Calif. (Corona Centennial HS)
Micah Vanterpool	6-6	315	So.	Phoenix, Ariz. (Phoenix Central HS)
Elias Wong	6-2	315	R-Fr.	Waimanalo, O'ahu (Kailua, O'ahu)



Newcomers

Offensive Lineman	Ht	Wt	Cl	Hometown/Last School
Michael Eletise	6-3	320	Jr.	Honolulu, O'ahu (Arizona)
Eliki Tanuvasa	6-2	285	So.	Honolulu, Oahu (Eastern Illinois)
Caden Hilborn	6-5	285	Fr.	Salt Lake City, Utah (Highland HS)
Arasi Mose	6-5	345	Fr.	Honolulu, O'ahu (Saint Louis School)
Kauka Umiamakaka	6-4	285	Fr.	Kane'ohe, O'ahu (Castle HS)
Bubba Wa'a	6-2	295	Fr.	Hau'ula, O'ahu (Crescent Valley HS)

2018 OLs lost: Kaiwi Chung

Outlook: An offensive line that helped UH finish ninth nationally in passing comes back entirely intact and is the deepest in years...it's a mixture of youth and experience with three upperclassmen and two underclassmen projected to start in the trenches... junior-college transfer Kohl Levao started all 14 games last season and moved from right tackle to center for the final three games of the season... Ilm Manning (left tackle) and Solo Vaipulu (right guard) were among just four true freshmen nationally to start every game last year on the offensive line...Vaipulu was named honorable-mention all-Mountain West...fifth-year player J.R. Hensley returns not only as the elder statesman of the line, but as one of the undisputed leaders of the team.

RETURNING STARTS

Player	2018	Career
J.R. Hensley (LG)	14	21
Kohl Levao (RT/C)	14	14
Ilm Manning (LT)	14	14
Solo Vaipulu (RG)	14	14
Taaga Tuulima (C)	11	12
Joey Nuuanu-Kuhi'i'iki (RT)	3	3
Total	70	78

POSITION BREAKDOWN

DEFENSIVE BACK

Returnees

Defensive Back	Ht	Wt	Cl	Hometown/Last School
Ikem Okeke	6-0	200	Sr.	Las Vegas, Nev. (Bishop Gorman HS)
Rojesterman Farris II	6-1	185	Sr.	Coral Springs, Fla. (Coral Springs Charter)
Kalen Hicks	6-3	215	Sr.	Las Vegas, Nev. (Bishop Gorman HS)
Justice Augafa	5-11	210	Sr.	Anchorage, Alaska (LA Harbor College)
Eugene Ford	6-2	200	Jr.	Venice, Calif. (University HS)
Zach Wilson	6-1	185	Jr.	Upland, Calif. (Mt. San Antonio College)
Khoury Bethley	5-10	200	So.	Chino, Calif. (Don Lugo HS)
Donovan Dalton	6-4	200	So.	Apple Valley, Minn. (Saguaro HS)
Akil Francisco	6-1	170	So.	Alameda, Calif. (Encinal HS)
Alaka'i Mashima	5-11	175	So.	Kapolei, O'ahu (Punahou School)
Kai Kaneshiro	6-2	180	R-Fr.	Honolulu, O'ahu (Saint Louis)
Kalamaku Kuewa	6-0	200	R-Fr.	Kailua, O'ahu (Kamehameha Schools)
James Green III	5-11	175	R-Fr.	Cathedral City, Calif. (Cathedral City HS)

Newcomers

Defensive Back	Ht	Wt	Cl	Hometown/Last School
Cortez Davis	5-11	180	Jr.	Flowery Branch, Ga. (Itawamba CC)
Noa Kamana	6-0	185	So.	Honolulu, O'ahu (Pacific University)
Steven Fiso	6-2	190	Fr.	Aua, American Samoa (Faga'itua HS)
Travon Killins	6-0	175	Fr.	Daytona Beach, Fla. (Spruce Creek HS)
Tiger Peterson	6-1	195	Fr.	Honolulu, O'ahu (Kamehameha Schools)
Michael Washington	6-0	160	Fr.	Monrovia, Calif. (Monrovia HS)

2018 DBs lost: *Manu Hudson-Rasmussen, Cameron Hayes, Jay Dominique, Tumua Tuinei*

Outlook: UH boasts more experience in the secondary than any other position...senior Rojesterman Farris II (32 career starts) earned all-MW honorable mention as UH's top cover corner in 2018 (12 passes defended)...starters Eugene Ford, Ikem Okeke and Kalen Hicks are also back...Khoury Bethley and Kai Kaneshiro have given the team a glimpse of the future after contributing as true freshmen...big things are expected out of junior-college transfer Cortez Davis.

Top Statistical Returnees

NAME	GP-GS	SOLO	AST	TOTAL	TFLs	INT	PD
Roe Farris II	14-13	35	10	45	0.0	1	12
Ikem Okeke	14-13	60	27	87	3.0	0	3

LINEBACKER

Returnees

Linebacker	Ht	Wt	Cl	Hometown/Last School
Solomon Matautia	6-1	230	Sr.	'Ewa Beach, O'ahu (Campbell HS)
Kana'i Picanco	6-1	225	Sr.	Kane'ohe, O'ahu (Pima CC)
Wesley Faagau	6-0	220	Jr.	Wai'anae, O'ahu (Kamehameha)
Penei Pavihi	6-3	245	Jr.	Pago Pago, American Samoa (Tafuna HS)
Jeremiah Pritchard	6-0	230	Jr.	Leone, American Samoa (Silverado HS)
Scheyenne Sanitoo	6-0	220	Jr.	Fagatogo, American Samoa (Samoana HS)
Paul Scott	6-1	210	So.	Oakland, Calif. (McClymonds Senior HS)
Payton Awaya	6-0	210	So.	Honolulu, O'ahu (Kalani HS)

Newcomers

Linebacker	Ht	Wt	Cl	Hometown/Last School
Parker Higgins	5-11	225	Jr.	Honolulu, O'ahu (Arizona State)
Tauivi Ho Ching	6-1	230	Jr.	Nu'uuli, American Samoa (Mt. San Antonio)
Hoku Arias	6-0	205	Fr.	Honolulu, O'ahu (Kamehameha)
Zach Bowers	6-0	215	Fr.	Chandler, Ariz. (Chandler HS)
Darius Muasau	6-1	225	Fr.	Mililani, O'ahu (Mililani HS)
Kalani Kamakawiwio'ole	6-0	220	Fr.	Honolulu, O'ahu (Kamehameha Schools)
Kila Kamakawiwio'ole	6-0	220	Fr.	Honolulu, O'ahu (Saint Louis School)

2018 LBs lost: *Jahlani Tavai, Rashaan Falemalu*

Outlook: Gone is Jahlani Tavai, the school's second all-time leading tackler and a second-round pick of the Detroit Lions...however, two of the team's top three tacklers from last year are back in Solomon Matautia (92 tackles) and Penei Pavihi (87)...after missing the entire regular season in 2018, Jeremiah Pritchard returns and brings with him big-play ability (10.5 TFLs in two seasons).

Top Statistical Returnees

NAME	GP-GS	SOLO	AST	TOTAL	SKs	TFL	INT
Solomon Matautia	13-12	54	38	92	1.0	4.5	0
Penei Pavihi	14-12	46	41	87	1.5	6.5	0



RETURNING PRODUCTION

INTERCEPTIONS: 100% - 4/4

PBUS: 88.9% - 24/27

TACKLES: 87.4% - 304/348

TACKLES FOR LOSS: 81.5% - 8.5/10.5



RETURNING PRODUCTION

TACKLES: 75.4% - 252/344

SACKS: 73.3% - 5.5/7.5

TFLs: 75.5% - 17/22.5

POSITION BREAKDOWN

DEFENSIVE LINE

Returnees

Defensive Lineman	Ht	Wt	Cl	Hometown/Last School
Samiuela Akoteu	6-2	280	Sr.	Inglewood, Calif. (Junipero Serra HS)
Kendall Hune	6-3	285	Sr.	Carmel, Ind. (Eastern Arizona College)
Jeffery Keene	6-4	230	Sr.	Temple Hills, Md. (Fort Scott [Kan.] CC)
Eperone Moananu	6-2	290	Sr.	Pago Pago, American Samoa (Tafuna HS)
Kaimana Padello	6-0	225	Sr.	Mililani, O'ahu (Mililani HS)
Fanupo Peapealalo	6-3	265	Sr.	Oceanside, Calif. (Graceland Univ.)
Azia Seei	5-11	275	Sr.	Honolulu, O'ahu (William Penn Univ.)
Manly Williams	6-2	245	Sr.	Honolulu, O'ahu (Farrington HS)
Makai Manuwai	6-1	280	Jr.	Medford, Ore. (South Medford HS)
Mason Mataafa	6-4	235	Jr.	Santa Ana, Calif. (Orange Coast College)
Derek Thomas	6-3	225	Jr.	Huntington Beach, Calif. (Cerritos College)
Kamuella Borden	6-4	250	So.	Pearl City, O'ahu ('Iolani School)
Doug Russell	6-5	290	So.	Seattle, Wash. (O'Dea HS)
Blessman Ta'ala	6-1	300	So.	Aua, American Samoa (Faga'itua HS)
Justus Tavai	6-3	295	So.	Inglewood, Calif. (El Camino College)
Andrew Choi	6-0	230	R-Fr.	Honolulu, O'ahu (Kaiser HS)
Jonah Lauulu	6-5	275	R-Fr.	Las Vegas, Nev. (Centennial HS)
Zach Ritner	6-3	240	R-Fr.	Mission Viejo, Calif. (Capistrano Valley HS)
Foi Shaw	6-0	320	R-Fr.	Kane'ohe, O'ahu (Farrington HS)
Jonah Kahahawai-Welch	6-2	230	R-Fr.	Kailua, O'ahu (Kamehameha Schools)



Newcomers

Defensive Lineman	Ht	Wt	Cl	Hometown/Last School
Chance Kalaugher	6-6	220	Jr.	Honolulu, O'ahu (Saddleback College)
Djuan Matthews	5-11	280	Jr.	Houston, Texas (Blinn College)
Mason Vega	6-3	265	Jr.	Rancho Cucamonga, Calif. (Chaffey Col.)
Alema Kapoi	6-0	270	So.	Kapolei, O'ahu (Navy)
Eric Blocker	6-3	230	Fr.	Inglewood, Calif. (Lawndale HS)
Samson Siliata	6-3	255	Fr.	Kahuku, O'ahu (Kahuku HS)

2018 DLs lost: Zeno Choi, Teva Eldridge, Maxwell Hendrie

Outlook: Nearly a dozen upperclassmen are back to fortify the UH line...Kaimana Padello (second team all-MW) is the top returnee and one of the most disruptive forces in the conference...13.5 of his 24 tackles were for loss last year, including a team-high 8.5 sacks...the future is bright for Blessman Ta'ala who started all 14 games at nose tackle in 2018 as a true freshman...Kendall Hune was productive in the interior, finishing second amongst UH linemen in tackles (40), despite not starting a single game.

Top Statistical Returners

NAME	GP-GS	SOLO	AST	TOTAL	SKs	TFL
Kaimana Padello	14-7	15	9	24	8.5	13.5
Kendall Hune	14-0	19	21	40	1.0	1.0

RETURNING PRODUCTION

TACKLES: 87.4% - 304/348
SACKS: 84.6% - 16.5/19.5
TFLS: 76.2% - 24/31.5



SPECIALISTS

Specialist	Pos.	Ht	Wt	Cl	Hometown/Last School
Ryan Meskell	PK	6-0	185	Sr.	Gold Coast, Australia (Lewis & Clark CC)
Michael Boyle	PK	6-1	175	R-Fr.	Washougal, Wash. (Camas HS)
Ben Scruton	P	6-1	200	Sr.	Melbourne, Australia (Melbourne Univ.)
Stan Gaudion	P	6-3	210	Jr.	Melbourne, Australia (Scotch College)
Wyatt Tucker	LS	5-10	205	So.	Chino Hills, Calif. (Whittier College)

2018 specialists lost: Noah Borden (LS)

Newcomers

Specialist	Pos.	Ht	Wt	Cl	Hometown/Last School
Harry Hill	PK	6-0	200	Fr.	Konawaena, Hawai'i (Konawaena HS)



Outlook: The Rainbow Warriors are in solid shape in the kicking game with the return of Aussies Ryan Meskell (PK) and Stan Gaudion (P)...Meskell enjoyed a breakthrough year as a junior, finishing second in the Mountain West in field-goal accuracy (.833, 15-of-18)...Gaudion has been consistent in his first two seasons at UH and has just one touchback in 107 career attempts...junior-college transfer Wyatt Tucker will have first crack at filling in the long-snapper role, vacated by graduating senior Noah Borden.

Top Statistical Returners

NAME	GP-GS	FGM	FGA	Pct.	LONG	XPM	XPA
Ryan Meskell (PK)	14-14	15	18	.833	43	4.5	0
NAME	GP-GS	ATT	AVG	LONG	50	+120	TB
Stan Gaudion (P)	14-14	49	40.8	56	3	11	0

PLAYERS TO WATCH



13 COLE MCDONALD

Junior • Quarterback • 6-4 • 220

La Mirada, Calif.

- 2018 Maxwell and Manning Award watch lists.
- Ranked in the top 10 nationally in a half-dozen categories.
- Sixth in the NCAA in passing touchdowns (36) and eighth in passing yards (3,875), passing ypg (298.1), and total offense per game (325.7).
- Named all-Mountain West honorable mention.

PASS	G-GS	COMP	ATT	YDS	TD	INT	PCT	LG	Y/G
2017	6-0	5	9	22	1	0	.560	9	3.7
2018	13-12	285	484	3875	36	10	.589	80	298.1
TOTAL	19-12	290	493	3897	37	10	.588	80	205.1
RUSH	G-GS	ATT	YDS	TD	LG	YPC	Y/G		
2017	6-0	16	138	1	58	8.6	23.0		
2018	13-12	134	359	4	28	2.7	27.6		
TOTAL	19-12	150	497	5	58	3.3	26.2		



6 CEDRIC BYRD II

Senior • Wide Receiver • 5-9 • 175

Los Angeles, Calif.

- 2018 Fred Biletnikoff Award watch list.
- Finished second on the team in receiving yards (970), receptions (79) and TDs (9).
- Found the end zone in seven games with two multiple-touchdown games.
- Had 181 receiving yards against Colorado State, the most-ever by a player in his UH debut.

YEAR	G-GS	REC	YDS	TD	LONG	YPC	R/G	Y/G
2018	14-13	79	970	9	55	12.3	5.6	69.3



72 KOHL LEVA'O

Senior • Offensive Line • 6-6 • 340

Aberdeen, Wash.

- Junior-college transfer started all 14 games in 2018.
- Started the first 11 games at right tackle before moving to center for the final three contests.
- Helped UH offense finish ninth nationally in passing.

PLAYERS TO WATCH



96 KAIMANA PADELLO

Senior • Defensive Line • 6-0 • 225

Mililani, O'ahu

- Named all-Mountain West second team.
- Recipient of the team's Most Inspirational Player award.
- Lead the team in tackles-for-loss (13.5) and sacks (8.5).
- Former walk-on.
- 47 career sacks in high school, including 19 as a senior.

YEAR	G-GS	SOLO	AST	TOTAL	TFL	SACK	PD	FF	FR	INT
2016	14-0	3	0	3	2.0	1.0	0	0	0	0
2017	12-0	6	4	10	2.5	1.0	0	0	0	0
2018	14-7	15	9	24	13.5	8.5	1	1	0	0
TOTAL	40-7	24	13	37	18.0	10.5	1	1	0	0




1 PENEI PAVIHI

Junior • Linebacker • 6-3 • 245

Pago Pago, American Samoa

- Enjoyed breakout sophomore season.
- Played in all 14 games with 12 starts.
- Tied for second on the team with 87 total tackles.
- Registered a career-high 13 tackles, 2.0 tackles for loss, and a sack in comeback win over UNLV.

YEAR	G-GS	SOLO	AST	TOTAL	TFL	SACK	PD	FF	FR	INT
2017	12-0	4	1	5	0.0	0.0	0	0	0	0
2018	14-12	46	41	87	6.5	1.5	2	1	2	0
TOTAL	26-12	50	42	92	6.5	1.5	2	1	2	0



4 ROJESTERMAN FARRIS II

Senior • Defensive Back • 6-1 • 185

Coral Springs, Fla.

- Has appeared in 39 career games as a Rainbow Warrior.
- UH's top cover corner led the team in 2018 with 12 passes defended.
- Named honorable mention all-Mountain West.
- Has started 30 of the last 32 games in which he has played.

YEAR	G-GS	SOLO	AST	TOTAL	TFL	SACK	PD	FF	FR	INT
2016	14-6	20	9	29	0.0	0.0	4	0	0	1
2017	11-11	27	16	43	0.5	0.0	5	0	0	1
2018	14-13	35	10	45	0.0	0.0	12	1	0	1
TOTAL	39-30	82	35	117	0.5	0.0	21	1	0	3

SEASON OUTLOOK

STARTERS RETURNING (20)

Offense (9)

QB	13	Cole McDonald	6-4	220	Jr.	2L
OL	57	J.R. Hensley	6-5	320	Sr.	3L
OL	75	Iim Manning	6-4	280	So.	1L
OL	72	Kohl Levao	6-6	340	Sr.	1L
OL	52	Solo Vaipulu	6-2	300	So.	1L
OL	63	Taaga Tuulima	6-2	310	Jr.	2L
WR	6	Cedric Byrd II	5-9	175	Sr.	1L
WR	9	JoJo Ward	5-9	175	Sr.	1L
RB	Dayton Furuta (6 starts)/Fred Holly III (6 starts)					

Defense (9)

DL	96	Kaimana Padello	6-0	225	Sr.	3L
DL	91	Samiuela Akoteu	6-2	280	Sr.	3L
DL	55	Blessman Ta'ala	6-1	300	So.	1L
LB	1	Penei Pavihi	6-3	245	Jr.	2L
LB	27	Solomon Matautia	6-1	230	Sr.	3L
DB	4	Rojesterman Farris II	6-1	185	Sr.	3L
DB	22	Ikem Okeke	6-0	200	Sr.	3L
DB	3	Kalen Hicks	6-3	215	Sr.	3L
DB	8	Eugene Ford	6-2	200	Jr.	2L

Specialists (2)

PK	17	Ryan Meskell	6-0	185	Sr.	2L
P	9	Stan Gaudion	6-3	210	Jr.	2L

STARTERS LOST (5)

Offense (2)

John Ursua (WR)
Marcus Armstrong-Brown (WR)

Defense (2)

Zeno Choi (DL)
Jahlani Tavai (LB)

Specialists (1)

Noah Borden (LS)

2019 NOTABLES

▶ UH is coming off its first winning season since 2010.

▶ UH seeks back-to-back winning seasons for the first time since the 2006 and '07 seasons.

▶ UH has 20 starters returning this season - a figure tied for the most in the nation along with Ball State, Indiana, Michigan State and Oregon.

▶ The entire Rainbow Warrior coaching staff also remains entirely intact, something that has not occurred in more than a decade.

▶ UH returns nine offensive starters from a unit that ranked ninth nationally in passing offense (310.3 ypg), in 2018.

▶ Among the returnees is junior quarterback Cole McDonald, who is nation's top returning passer after throwing for 298.1 yards per game last season.

▶ UH loses only five of 25 starters from last year but do have to fill the void of John Ursua, the nation's top scorer at wide receiver (16 TDs) and linebacker Jahlani Tavai, the second-leading tackler in school history.

▶ Both Tavai (2nd round, Detroit) and Ursua (7th round, Seattle) were selected in the 2019 NFL Draft.

▶ It was the first time since 2011 that multiple UH players were taken in the NFL Draft.

▶ UH enters its eighth season in the Mountain West while still seeking its first conference title.

▶ The Rainbow Warriors have finished in a tie for second in the West Division in two of three seasons under Nick Rolovich. In the previous four seasons, UH was 4-28 and never finished higher than fourth in its division.

▶ The Warriors are 9-0 under Nick Rolovich when scoring 40+ points (5-0 in '18) and 20-0 including his tenure as UH offensive coordinator from 2010-11.

RETURNING PRODUCTION

Category	Pct.	Stat
Scoring	68.9%	297/431
Touchdowns	60.0%	33/55
Field Goals	100%	15/15
Rushing Yards	94.4%	1,449/1,534
Passing Yards	98.0%	4,259/4,344
Receiving Yards	49.9%	2,169/4,344
Total Offense	97.1%	5,708/5,878
All Purpose	62.0%	4,302/6,934
Punt Return Yards	89.0%	154/173
Kick Return Yards	59.1%	512/866
Tackles	79.3%	768/968
Tackles For Loss	78.6%	55/70
Sacks	83.3%	25/30
Interception	100.0%	5/5

LETTERMEN BREAKDOWN

OFFENSE

RETURNING (20)

Quarterbacks (1)

Cole McDonald

Running Backs (5)

Dayton Furuta

Fred Holly III

Hekili Keliiliki

KK Padello

Miles Reed

Wide Receivers (4)

Cedric Byrd II

Kumoku Noa

Jason-Matthew Sharsh

JoJo Ward

Offensive Linemen (10)

Stephen Bernal-Wendt

Emil Graves

J.R. Hensley

Kohl Levao

Ilm Manning

Joey Nu'uuanu-Kuhi'iki

Alesana Sunia

Taaga Tuulima

Solo Vaipulu

Micah Vanterpool

LOST (10)

Quarterbacks (1)

Kolney Cassel

Running Backs (3)

Elijah Dale

Mel Davis

Genta Ito

Wide Receivers (5)

Marcus Armstrong-Brown

Tristin Kamaka

Devan Stubblefield

Dakota Torres

John Ursua

Offensive Linemen (1)

Kaiwi Chung

SPECIALISTS

RETURNING (3)

Ryan Meskell (PK)

Stan Gaudion (P)

Ben Scruton (P)

LOST (1)

Noah Borden (LS)

Returning Redshirts (11): Michael Boyle (PK), Chevan Cordeiro (QB), Robert Funkhouser (WR), Kahale Huddleston (WR), John Johnson (WR), Nick Mardner (WR), Ernest Moore (OL), Gene Pryor (OL), Adam Netane (WR), Wyatt Tucker (LS), Elias Wong (OL)

Squadmen Returning (4): Ramsey Aviu (OL), Ra Elkington (OL), Drake Stallworth (WR), Justin Uahinui (QB)

Redshirts Lost (2): Jeremy Moussa (QB), Eric Rooks (WR)

DEFENSE

RETURNING (29)

Defensive Linemen (12)

Samiuela Akoteu

Kamuela Borden

Kendall Hune

Jeffery Keene

Makai Manuwai

Mason Mataafa

Eperone Moananu

Kaimana Padello

Azia Seei

Blessman Ta'ala

Derek Thomas

Manly Williams

Linebackers (7)

Wesley Faagau

Solomon Matautia

Penei Pavihi

Kana'i Picanco

Jeremiah Pritchard

Scheyenne Sanitoo

Paul Scott

Cornerbacks (5)

Justice Augafa

Rojesterman Farris II

Akil Francisco

Eugene Ford

Zach Wilson

Safeties (5)

Khoury Bethley

Donovan Dalton

Kalen Hicks

Alaka'i Mashima

Ikem Okeke

Returning Redshirts (9): Andrew Choi (DL), James Green III (DB), Kai Kaneshiro (DB), Kalamaku Kuewa (DB), Zach Ritner (DL), Foi Shaw (DL), Justus Tavai (DL), Jonah Kahahawai-Welch (DL), Jonah Lauulu (DL)

Squadmen Returning (3): Payton Awaya (LB), Fanupo Peapealalo (DL), Doug Russell (DL)

LOST (9)

Defensive Linemen (3)

Zeno Choi

Tevarua Eldridge

Maxwell Hendrie

Linebackers (2)

Jahlani Tavai

Rashaan Falemalu

Cornerbacks (2)

Cameron Hayes

Manu Hudson-Rasmussen

Safeties (2)

Jay Dominique

Tumua Tuinei

RETURNING PLAYERS



91 SAMIUOLA AKOTEU

DL • 6-2 • 280 • Senior
Inglewood, Calif. • Junipero Serra HS

2018 (Junior)

- One of just three defensive players to start all 14 games.
- Collected at least one tackle in all but one game.
- Recorded 35 tackles with 24 solo.
- Tied for second on the team with 3.0 sacks and third in tackles-for-loss with 5.5.

2017 (Sophomore)

- Played in 11 games with seven starts in the interior.
- Missed only game of the season at Wyoming.
- Recorded multiple tackles in seven games.

2016 (Freshman)

- Appeared in 13 games with one start.
- Recorded 17 total tackles, including 1.5 for loss.

2015

- Redshirted following ankle injury during fall camp.

Prep

- A 2014 graduate of Junipero Serra High School in Gardena, Calif.
- Played on both sides of the line.
- A first-team MaxPreps California Division II all-state pick, as well as a first team all-Mission League selection and first team all-CIF Northwest Division on offense.

Personal

- Born in Inglewood, Calif.
- Nickname is "Big Sam."
- Major is sociology.
- Has a daughter, Maleana Sitima Titilia Halalilo.
- Parents are Samiuela and Otusia Akoteu of Inglewood, Calif.

YEAR	G-GS	SOLO	AST	TOT	TFL	SACK	PD	FF	FR	INT
2016	13-1	10	7	17	1.5	1.0	0	0	0	0
2017	11-7	12	14	26	1.0	0.0	0	0	0	0
2018	14-14	24	11	35	5.5	3.0	0	0	0	0
TOTAL	38-22	46	32	78	8.0	4.0	0	0	0	0



11 JUSTICE AUGAFA

DB • 5-11 • 210 • Senior
Anchorage, Alaska • LA Harbor College

2018 (Junior)

- Played in 10 games as UH's primary kick returner.
- Returned 19 kickoffs with a 21.5-yard average.
- Had a season-long 45-yard return at San José State.
- Fielded 13 punts for a 7.9-yard average.
- Longest punt return went for 41 yards against Wyoming.

2017 (Sophomore)

- Redshirted.

Prior To UH

- Attended LA Harbor College in Wilmington, Calif., for two seasons.
- Primarily played at safety, but also saw time at running back, quarterback, linebacker and kick returner.
- Named the league's utility player of the year.

Prep

- A 2015 graduate of South Anchorage High School.
- Played on both sides of the line.
- A two-time all-state player on both offense and defense.
- Named the state's offensive player of the year after rushing for 1,360 yards and 20 touchdowns as a senior.



SAMIULEA AKOTEU

Personal

- Born in Anchorage, Alaska.
- Major is sociology.
- Has two brothers and two sisters.
- Father, Patrick, was an offensive lineman for Iowa State and played for the Frankfurt Galaxy of NFL Europe.
- Parents are Patrick and Kika Augafa of West Valley, Utah.

KR	G	RET	YD	TD	LG	YPR
2018	10	19	409	0	45	21.5
PR	G	RET	YD	TD	LG	YPR
2018	10	13	103	0	41	7.9



53 RAMSEY AVIU

OL • 6-2 • 300 • Sophomore
'Aiea, O'ahu • 'Aiea HS

2018 (Freshman)

- Member of the scout team.

2017

- Redshirted.

Prep

- A 2016 graduate of 'Aiea High School on O'ahu.
- A four-sport athlete who participated in football, wrestling, judo, and track and field.
- A two-time all-OIA Blue pick, playing tackle and center.
- Offensive line MVP at the 2015 All-Poly Camp in Utah.

Personal

- Born in Honolulu, O'ahu.
- Nickname is "Ram."
- Major is sociology.
- Parents are Lika and Cindy Aviu of 'Aiea, O'ahu.



45 PAYTON AWAYA

LB • 6-0 • 210 • Sophomore
Honolulu, O'ahu • Kalani HS

2018 (Freshman)

- Member of the scout team.

Prep

- A 2016 graduate of Kalani High School on O'ahu.
- Two-time second-team all-OIA at linebacker.
- Team MVP as a senior in both football and baseball.
- Also a first-team all-league selection in baseball.

Personal:

- Born in Honolulu, O'ahu.
- Major is human development and family studies.
- Parents are Derek and Lisa Awaya of Honolulu, O'ahu.

RETURNING PLAYERS



71 STEPHAN BERNAL-WENDT

OL • 6-4 • 310 • Junior
Honolulu, O'ahu • Salesian HS

2018 (Sophomore)

- Named the Jimmy Asato Offensive Scout Team Player of the Year.

2017 (Freshman)

- Appeared in the team's final four games.
- Saw time on special teams and as a reserve lineman.
- Earned the Coach Larry Price Unselfish Warrior Award.

Prep

- A 2017 graduate of Kaiser High School in Honolulu.
- Played on both sides of the line.
- Attended Salesian High School in Los Angeles, Calif., during the Fall of 2016 to play his senior season.
- Named first-team all-city at offensive line.

Personal

- Born in Honolulu, O'ahu.
- Major is undeclared.
- Related to former NFL lineman Haloti Ngata and former NFL lineman and Rainbow Warrior David Veikune.
- Mother is Tevila Bernal-Wendt of Honolulu, O'ahu.



5 KHOURY BETHLEY

DB • 5-10 • 200 • Sophomore
Chino, Calif. • Don Lugo HS

2018 (Freshman)

- True freshman played in all 14 games at nickelback, safety and on special teams.
- Recorded 40 wrap-ups with 35 solo tackles.
- At least nine tackles in three of the final four games.
- Earned academic all-MW honors.

Prep

- A 2018 graduate of Don Lugo High School in Chino, Calif.
- Lined up at both running back and safety.
- A three-time all-league, two-time all-CIF and two-time all-state pick.
- Ran for close to a combined 4,000 yards and 47 touch downs during his junior and senior seasons.

Personal:

- Born in Torrance, Calif.
- Intends to major in kinesiology.
- Parents are Steve and Dina Bethley of Chino, Calif.

YEAR	G-GS	SOLO	AST	TOT	TFL	SACK	PD	FF	FR	INT
2018	14-0	35	5	40	0.0	0.0	4	1	1	0



30 KAMUELA BORDEN

DL • 6-4 • 250 • Sophomore
Pearl City, O'ahu • 'Iolani School

2018 (Freshman)

- Named the Coach Larry Price Most Unselfish Warrior.
- Appeared in six games on special teams.
- Earned academic all-MW honors.

Prior To UH

- Served a two-year church mission in Oregon.

Prep

- A 2015 graduate of 'Iolani School in Honolulu.
- A three-year starter at left tackle.
- First-team all-ILH and *ScoringLive* second-team Division II all-state as senior.
- Earned state championships in football (2), basketball (1) and in track and field in the shot put (2).

Personal:

- Born in Honolulu, O'ahu.
- Major is undeclared.
- Has a wife, Pi'ilani Borden.
- Brothers Kawika (2011-13) and Noah (2015-18) also played for the Warriors.
- Sister Anika competed for the UH track and field team.
- Parents are Russell and Deborah Borden of Pearl City, O'ahu.



52 MICHAEL BOYLE

PK • 6-1 • 175 • Freshman
Washougal, Wash. • Camas HS

2018

- Appeared in four games before earning medical hardship.
- Started first three games as a kickoff specialist.

2017

- Redshirted.

Prep

- A 2017 graduate of Camas High School in Washington.
- Handled all of the kicking duties.
- Earned all-league and all-region honors as a senior
- Part of one state championship and four league titles.
- A National Football Foundation and College Hall of Fame Scholarship winner.

Personal

- Born in Vancouver, Wash.
- Major is computer science.
- Parents are Kevin and Julie Boyle of Washougal, Wash.

RETURNING PLAYERS



CEDRIC BYRD



6 CEDRIC BYRD II

WR • 5-9 • 175 • Senior
Los Angeles, Calif. • Long Beach City College

2018 (Junior)

- Named to the Fred Biletnikoff Award watch list.
- Finished second on the team in receiving yards (970), receptions (79), and touchdown receptions (9).
- Ranked fourth in the MW in receptions and tied for fifth in touchdown receptions.
- Found the end zone in seven games with two multiple-TD games vs. Navy (2) and Rice (2).
- Had 181 receiving yards against Colorado State, the most-ever by a player in his UH debut.
- Also saw spot duty as a kickoff and punt returner.
- Earned academic all-MW honors.

Prior To UH

- Played two seasons at Long Beach City College.
- First-team all-conference honors as a receiver, kick returner, punt returner, and all-purpose player as a sophomore.

Prep

- A 2016 graduate of Narbonne High School in Harbor City, Calif.
- First team all-city after tallying 1,321 all-purpose yards.
- Helped school to back-to-back city championships and regional and state titles as a senior.

Personal:

- Born in Los Angeles, Calif.
- Major is sociology.
- Parents are Cedric and Jameelah Byrd of Gardena, Calif.

REC	G-GS	REC	YD	TD	LG	YPC	R/G	Y/G
2018	14-13	79	970	9	55	12.3	5.6	69.3
KR	G	RET	YD	TD	LG	YPR		
2018	14-3	3	93	0	46	31.0		
PR	G	RET	YD	TD	LG	YPR		
2018	14-4	2	6	0	3	3.0		



59 ANDREW CHOI

DL • 6-0 • 230 • Freshman
Honolulu, O'ahu • Kaiser HS

2018 (Redshirt)

- Played in three games, primarily on special teams.

Prep

- A 2018 graduate of Kaiser High School on O'ahu.
- A two-year starter on the defensive line.
- Also lettered in judo and wrestling.

Personal:

- Born in Honolulu, O'ahu.
- Major is natural resources and environmental management.
- Older brother Zeno played for UH (2015-18).
- Father is Joo Hee Choi of Honolulu, O'ahu.



12 CHEVAN CORDEIRO

QB • 6-1 • 190 • Freshman
Honolulu, O'ahu • Saint Louis School

2018 (Redshirt)

- Appeared in four games with one start.
- Led UH to comeback wins versus Wyoming and UNLV.
- Started vs. Wyoming and finished with 148 yards and two touchdowns, including the go-ahead score with 1:26 left.
- Threw for three touchdowns off the bench in the fourth quarter vs. UNLV to rally the team from a 15-point deficit.

Prep

- A 2017 graduate of Saint Louis School in Honolulu, O'ahu.
- The Gatorade Hawai'i Football Player of the Year and *Honolulu Star-Advertiser* Offensive Player of the Year as a senior.
- Threw for 3,130 yards and 29 TDs on 67.4% passing.
- Had 440 yards passing and three TDs while also rushing for 66 yards in state championship win.

Personal:

- Born in Honolulu, O'ahu.
- Intends to major in business.
- Parents are Leon and Kelly Cordeiro of Honolulu, O'ahu.

PASS	G-GS	COMP	ATT	YDS	TD	INT	PCT	LG	Y/G
2018	4-1	30	49	384	6	2	.61	68	
RUSH	G-GS	ATT	YDS	TD	LG	YPC	Y/G		
2018	4-1	23	46	0	17	2.0	11.5		



29 DONOVAN DALTON

DB • 6-4 • 200 • Sophomore
Apple Valley, Minn. • Saguaro HS

2018 (Freshman)

- Appeared in 12 games as a reserve defensive back and on special teams.
- Posted six tackles with four solo and 0.5 tackles-for-loss.

2017

- Redshirted.

Prep

- A 2017 graduate of Saguaro HS in Scottsdale, Ariz.
- Was an all-city selection and state champion in football.
- Allowed just three completed passes and not a single touchdown his senior season.
- Attended Apple Valley HS his first two years of high school and was part of a state championship basketball squad.

Personal:

- Born in Apple Valley, Minn.
- Nickname is "Dub."
- Major is human development and family studies.
- Father, Donny, played LB at the University of Minnesota.
- Parents are Donny and Jennifer Dalton of Scottsdale, Ariz.

YEAR	G-GS	SOLO	AST	TOT	TFL	SACK	PD	FF	FR	INT
2018	12-0	4	2	6	0.5	0.0	0	0	0	0

RETURNING PLAYERS



68 RA ELKINGTON

OL • 6-5 • 340 • Sophomore
La'ie, O'ahu • Kahuku HS

2018 (Freshman)

- Member of the scout team.

2017

- Redshirted.

Prep

- A 2017 graduate of Kahuku HS on O'ahu.
- All-state honorable mention as a junior.
- Part of team that made back-to-back appearances in the state championship game.
- Also part of 2016-17 basketball squad that captured the school's first-ever state title.

Personal:

- Born in La'ie, O'ahu.
- Full given first name is Te Rauparaha.
- Major is undeclared.
- Parents are Norman Pule and Rachel Iosua of La'ie, O'ahu.



61 WESLEY FAAGAU

LB • 6-0 • 220 • Junior
Wai'anae, O'ahu • Kamehameha Schools-Kapalama

2018 (Sophomore)

- Did not play football.

2017 (Freshman)

- Played in the final 11 games on special teams.
- Selected academic all-MW.

2016

- Redshirted.

Prep

- A 2016 graduate of Kamehameha Schools-Kapalama.
- A two-year starter for the Warriors at inside linebacker.
- State champion in the discus as a senior.

Personal:

- Born in Wai'anae, O'ahu.
- Majoring in human development and family studies.
- Parents are Setema and Tamara Faagau of Wai'anae, O'ahu.

YEAR	G-GS	SOLO	AST	TOT	TFL	SACK	PD	FF	FR	INT
2017	11-0	1	1	2	0.0	0.0	0	0	0	0



4 ROJESTERMAN FARRIS II

DB • 6-1 • 185 • Senior
Coral Springs, Fla. • Coral Springs Charter HS

2018 (Junior)

- Named honorable mention all-Mountain West.
- Played in all 14 games, starting 13 at cornerback.
- Led the team with 11 pass breakups.
- Recorded 45 tackles and had one interception at BYU.

2017 (Sophomore)

- Started all 11 games he played in, recording 43 tackles.
- Had no less than three tackles in each game he played.
- Picked off a pass at Nevada and also scored on a defensive conversion vs. San José St. after a blocked PAT.

2016 (Freshman)

- Appeared in all 14 games at cornerback with six starts.
- Recorded first career interception at San Diego State.
- Had a crucial endzone knockdown to seal a win over UMass.

2015

- Redshirted.

Prep

- A 2015 graduate of Coral Springs Charter High School in Florida.
- Played four years as a defensive back and wide receiver.
- Ranked in the *Miami Herald* Top 150 recruits.
- Earned second-team all-Broward County honors.

Personal:

- Born in Saginaw, Mich.
- Graduated with a degree in sociology and political science.
- Parents are Rojesterman Farris, Sr., and Lisa Farris of Coral Springs, Fla.

YEAR	G-GS	SOLO	AST	TOT	TFL	SACK	PD	FF	FR	INT
2016	14-6	20	9	29	0.0	0.0	4	0	0	1
2017	11-11	27	16	43	0.5	0.0	5	0	0	1
2018	14-13	35	10	45	0.0	0.0	12	1	0	1
TOTAL	39-30	82	35	117	0.5	0.0	21	1	0	3



8 EUGENE FORD

DB • 6-2 • 200 • Junior
Venice, Calif. • University HS

2018 (Sophomore)

- Played in all 14 games with 10 starts.
- Started eight games at cornerback and two at safety.
- Recorded 26 tackles, one interception and three PBUS.

2017 (Freshman)

- Played in all 12 games with six starts, most by a freshman.
- Also a key contributor on special teams.
- Recorded multiple tackles in seven games.
- Posted 27 tackles, one interception and two PBUS.

Prep

- A 2016 graduate of University High School in Los Angeles.
- A three-time all-conference selection.
- First-team CIF Division II all-city honors as a defensive back as a senior and as a receiver his junior season.
- Named the school's Student Athlete of the Year.

Personal

- Born in Venice, Calif.
- Nickname is "The Dream."
- Major is kinesiology.
- Parents are Eugene Ford of Venice, Calif., and Alicia Franklin of Hawthorne, Calif.

YEAR	G-GS	SOLO	AST	TOT	TFL	SACK	PD	FF	FR	INT
2017	12-6	20	7	27	1.0	0.0	3	0	0	1
2018	14-10	18	8	26	0.0	0.0	4	0	0	1
TOTAL	26-16	38	15	53	1.0	0.0	7	0	0	2



ROJESTERMAN FARRIS II

RETURNING PLAYERS



23 AKIL FRANCISCO

DB • 6-1 • 170 • Sophomore
Alameda, Calif. • Encinal HS

2018 (Freshman)

- Appeared in nine games, serving mostly on special teams.
- Suffered a season-ending injury against BYU.

2017

- Redshirted.

Prep

- A 2017 graduate of Encinal High School in Alameda, Calif.
- A two-time all-league pick, including first-team honors as a senior at defensive back and special teams.
- Had 28 tackles, six interceptions, 15 pass breakups and scored two touchdowns (1 defensive, 1 special teams).
- Named Encinal's 2016-17 Athlete of the Year.

Personal

- Born in Berkeley, Calif.
- Major is human development and family studies.
- Parents are the late Michael Francisco and the late Niki Sellers of Alameda, Calif.
- Raised by his uncle, John Francisco.



87 ROBERT FUNKHOUSER

WR • 5-11 • 170 • Freshman
Danville, Calif. • San Ramon Valley HS

2018

- Redshirted.

Prep

- A 2018 graduate of San Ramon Valley High School.
- As a junior, had more than 1,000 receiving yards, 10 touchdowns and averaged nearly 18 yards per catch.
- Named to the All-East Bay Athletic League first team.
- Missed nearly his entire senior season due to injury.

Personal

- Born in San Ramon, Calif.
- Nickname is "Funkl."
- Major is undecided.
- Parents are Darren and Heidi Funkhouser of Danville, Calif.



7 DAYTON FURUTA

RB • 5-11 • 250 • Senior
Mililani, O'ahu • Mililani HS

2018 (Junior)

- Played in 13 games, starting six at running back.
- Second on the team with 459 yards on 93 carries.
- Scored three touchdowns - two rushing and one receiving.
- Tallied a pair of 100-yard games: rushed for a career-high 114 yards vs. Duquesne, and tallied 101 yards two weeks later in a win over Wyoming.

2017 (Sophomore)

- Backup tight end and key contributor on special teams.
- Played in all 12 games and finished with four tackles.

2016 (Freshman)

- Appeared in four games on special teams.
- Began the season at linebacker before switching to H-back at mid-season.

2015

- Redshirted.

24

Prep

- A 2014 graduate of Mililani High School on O'ahu.
- Named to the *Honolulu Star-Advertiser's* all-state first team and ScoringLive all-Hawai'i Division I second team at linebacker.
- Helped Mililani to the OIA Championship and HHSAA Division I championship game.
- Also competed in wrestling, judo and basketball.
- A 2014 HHSAA Hall of Honor inductee.

Personal:

- Born in Mililani, O'ahu.
- A family resources major.
- Has a daughter, Sky.
- Sister Tia is on the UH soccer team.
- Parents are Dayne and Li'i Furuta of Mililani, O'ahu.

YEAR	G-GS	ATT	YDS	TD	LG	YPC	REC	YDS	TD	LG
2018	13-6	93	459	2	22	4.9	10	89	1	20



9 STAN GAUDION

P • 6-3 • 210 • Junior
Melbourne, Australia • Scotch College

2018 (Sophomore)

- Named to the Ray Guy Award watch list.
- Averaged 40.8 yards per punt.
- Buried 11 punts inside the 20-yard line.
- Had a career-long 56-yard punt at Colorado State.
- Earned academic all-MW honors.

2017 (Freshman)

- Played in all 12 games and took all of the team's punts.
- Finished fourth in the Mountain West with a 42.1 average.
- Recorded only one touchback in 58 attempts.
- Selected academic all-MW.

2016

- Redshirted.

Prep

- A 2014 graduate of Scotch College in Melbourne.
- Member of the Australian Football League's (AFL) Gold Coast Academy, before playing at Scotch.
- Trained at Prokick Australia.

Personal:

- Born in Melbourne, Australia.
- A finance major.
- Parents are Adam and Sara Gaudion of Melbourne, Australia.

YEAR	G-GS	ATT	YDS	AVG	LONG	TB	FC	I20	50+	BLK
2017	12-12	58	2440	42.1	55	1	17	19	6	0
2018	14-14	49	1998	40.8	56	0	12	11	3	0
TOTAL	26-26	107	4438	41.5	55	1	29	30	9	0



DAYTON FURUTA

RETURNING PLAYERS



59 EMIL GRAVES

OL • 6-3 • 275 • Senior
Lynwood, Calif. • Fullerton College

2018 (Junior)

- Appeared in 10 games.
- A steady contributor on special teams.

2017

- Redshirted.

Prior To UH

- Played two seasons at Fullerton College in California.
- Team captain of the 2016 national championship team.
- All-California Region IV first team and a unanimous all-league first-team selection.
- Gave up just one sack while starting 23 games.

Prep

- A 2015 graduate of Los Alamitos High School in California.
- **Sunset League Offensive Lineman of the Year** as a senior.
- Also named to the *Long Beach Press-Telegraph* Dream Team, all-CIF first team, and all-county second team.

Personal:

- Born in Lynwood, Calif.
- Nickname is "Scooter."
- Major is sociology.
- Parents are Emil Graves of Rosamond, Calif., and Teresa Wiseman of Chandler, Ariz.



34 JAMES GREEN III

DB • 5-11 • 175 • Freshman
Cathedral City, Calif. • Cathedral City HS

2018

- Redshirted.

Prep

- A 2018 graduate of Cathedral City High School in California.
- A three-time all-Desert Valley League pick at receiver.

Personal:

- Born in Palm Springs, Calif.
- Nickname is "Duster."
- Major is pre-engineering.
- Mother is Lisa Mullen of Cathedral City, Calif.



57 J.R. HENSLEY

OL • 6-5 • 320 • Senior
Edmond, Okla. • Edmond Santa Fe HS

2018 (Junior)

- Named the Coach Tom Kaulukukui Offensive Captain.
- Started all 14 games at left guard.
- Helped provide protection for an offense that finished ninth nationally in passing.
- Earned academic all-MW honors.

2017 (Sophomore)

- Played in 11 of 12 games, starting six games at guard.
- Part of a line that helped UH to its best rushing average (168.2) in 22 years.

2016 (Freshman)

- Appeared in six games as a reserve offensive lineman and on special teams.
- Made his first career start at right guard in UH's Hawai'i Bowl win over Middle Tennessee.

2015

- Redshirted.

Prep

- A 2015 graduate of Edmond Santa Fe High School in Oklahoma.
- Rated the No. 24 prospect in Oklahoma by 247Sports.
- Named to *The Oklahoman's* all-state first team and American Family Insurance All-USA Oklahoma team.
- Also pitched for the SFHS baseball team

Personal:

- Born in Tulsa, Okla.
- Graduated with a degree in communication.
- Older brother, Ty, was a first-round pick by the New York Yankees in the 2012 MLB Draft.
- Parents are Mike and Marci Hensley of Edmond, Okla.



3 KALEN HICKS

DB • 6-3 • 215 • Senior
Las Vegas, Nev. • Bishop Gorman HS

2018 (Junior)

- Started in all 14 games at safety and nickelback.
- Third on the team in solo tackles (53) and fifth in total tackles (76).
- Earned academic all-MW honors.
- Career-high 10 tackles in win over UNLV.

2017 (Sophomore)

- Played in all 12 games with three starts at safety.
- Recorded 19 tackles, 1.5 tackles-for-loss, and 1.0 sack.
- Season-high eight tackles in win over San José State.

2016 (Freshman)

- Appeared briefly in three games.

Prep

- A 2016 graduate of Bishop Gorman High School in Las Vegas, Nev.
- Member of a Gaels program that captured consecutive USA Today Super 25 National Championships.
- High school teammate of fellow UH defender Ikem Okeke.

Personal

- Born in Las Vegas, Nev.
- Major is sociology.
- Parents are Archie and Laura Hicks of Las Vegas, Nev.

YEAR	G-GS	SOLO	AST	TOT	TFL	SACK	PD	FF	FR	INT
2016	3-0	0	1	1	0.5	0.0	0	0	0	0
2017	12-3	13	6	19	1.5	1.0	0	0	0	0
2018	14-14	53	23	76	4.0	1.0	3	0	0	0
TOTAL	29-17	66	30	96	6.0	2.0	3	0	0	0



KALEN HICKS

RETURNING PLAYERS



KENDALL HUNE



95 KENDALL HUNE

DL • 6-3 • 285 • Senior
Carmel, Ind. • Eastern Arizona College

2018 (Junior)

- Played in all 14 games as an interior lineman.
- Racked up 40 tackles, second among defensive linemen.
- Blocked a 38-yard field-goal attempt against Utah State.
- UH MVP of the SoFi Hawai'i Bowl with one INT and one FR.

Prior To UH

- Played sophomore season at Eastern Arizona College.
- Recorded 44 total tackles, including 23 solo stops.
- Redshirted in 2015 at Toledo before transferring to Marian, where he did not play football.

Prep

- A 2015 graduate of Carmel High School in Indiana.
- More than 100 career tackles and six sacks.
- A two-time all-conference and all-state selection.

Personal

- Born in St. Louis, Mo.
- Major is exploratory arts and humanities.
- Parents are Kenneth and Tammy Hune of Carmel, Ind.

YEAR	G-GS	SOLO	AST	TOT	TFL	SACK	PD	FF	FR	INT
2018	14-0	19	21	40	1.0	1.0	2	0	1	1



21 FRED HOLLY III

RB • 6-0 • 200 • Junior
Riverside, Calif. • Norte Vista HS

2018 (Sophomore)

- Played in all 14 games, while starting in six.
- Led the team with 468 rushing yards on 108 carries.
- Rushed for a career-high 100 yards and two touchdowns against Rice.
- Earned academic all-MW honors.

2017 (Freshman)

- Reserve running back played briefly in two games.

2016

- Redshirted.

Prep

- A 2016 graduate of Norte Vista HS in Riverside, Calif.
- Rated #7 back in the West and #6 in California by Scout.
- A three-time all-league, all-CIF and all-state player.
- Set school career rushing records of 5,752 yards and 69 touchdowns.
- Set an Inland Empire record with eight straight 200-yard rushing games.

Personal

- Born in Riverside, Calif.
- Major is human development and family studies.
- Parents are Freddie Holly and Teresa Allain of Riverside, Calif.

YEAR	G-GS	ATT	YDS	TD	LG	YPC	REC	YDS	TD	LG
2017	2-0	9	27	0	9	3.0	0	0	0	0
2018	14-6	108	468	4	46	4.3	8	77	0	23
TOTAL	16-6	117	495	4	46	4.2	8	77	0	23



83 KAHALE HUDDLESTON

WR • 5-10 • 175 • Freshman
Hilo, Hawai'i • Hilo HS

2018

- Redshirted.

Prep

- A 2018 graduate of Hilo HS on the island of Hawai'i.
- As a senior, rushed for 1,458 yards and 35 touchdowns.
- Helped lead Hilo to the school's first-ever football state championship in 2017.
- Named all-state and conference player of the year.

Personal

- Born in Hilo, Hawai'i.
- Nickname is "Hale."
- Major is undeclared.
- Cousin Hi'ilawe Huddleston played beach volleyball at UH.
- Parents are Kahale and Melanie Huddleston of Hilo, Hawai'i.



88 JOHN JOHNSON

WR • 5-11 • 190 • Junior
Warner Robins, Ga. • Antelope Valley College

2018 (Redshirt)

- Appeared briefly vs. Utah State.

Prior To UH

- Spent two years at Antelope Valley College in Lancaster, Calif.
- As a sophomore, recorded 30 receptions for 558 yards and six touchdowns while averaging 18.2 yards per catch.

Prep

- A 2015 graduate of Northside HS in Warner Robins, Ga.
- Lettered in football, basketball, and track.
- Team won three regional titles and the 2014 6A state championship during his career.

Personal

- Born in Atlanta, Ga.
- Nickname is "JJ."
- Major is communication.
- Parents are John and Gail Johnson of Mishawaka, Ind.



42 JONAH KAHAHAWAI-WELCH

DL • 6-2 • 230 • Freshman
Kailua, O'ahu • Kamehameha Schools-Kapalama

2018 (Redshirt)

- Appeared briefly in two games.

Prep

- A 2018 graduate of Kamehameha Schools-Kapalama.
- Earned all-state honors from *USA Today*, *The Honolulu Star-Advertiser* and *ScoringLive*.
- Named defensive line MVP at the 2017 All-Poly Camp.

Personal

- Born in Kailua, O'ahu.
- Intends to major in kinesiology.
- Related to former Rainbow Warrior Gerald Welch.
- Parents are David Welch and Joy Kahahawai-Welch of Kailua, O'ahu.

RETURNING PLAYERS



24 KAI KANESHIRO

DB • 6-2 • 180 • Freshman
Honolulu, O'ahu • Saint Louis School

2018 (Redshirt)

- Played in four games as a reserve defensive back.
- Had six tackles on the year, all of them vs. Utah State.

Prep

- A 2018 graduate of Saint Louis School in Honolulu, O'ahu.
- Earned second team all-state honors as a senior.
- Starter on back-to-back state championship teams.
- MVP and the Best DB of the GPA College Showcase camp.

Personal

- Born in Honolulu, O'ahu.
- Intends to major in business management.
- Parents are Paul and Mari Kaneshiro of Honolulu, O'ahu.

YEAR	G-GS	SOLO	AST	TOT	TFL	SACK	PD	FF	FR	INT
2018	4-0	6	0	6	0.0	0.0	0	0	0	0



35 JEFFERY KEENE

DL • 6-4 • 230 • Senior
Temple Hills, Md. • Fort Scott [Kan.] CC

2018

- Appeared in six games, primarily on special teams.
- Blocked a punt vs. Navy that was returned for a TD.

Prior To UH

- Played freshman season at Rochester Community College.
- Had 36 tackles and 6.5 tackles-for-loss for a squad that advanced to the NJCAA National Championship.
- Played sophomore season at Scott Community College in Kansas, earning all-conference second-team honors.
- Also posted a league-leading 9.5 sacks.

Prep

- A 2015 graduate of Potomac High School in Oxon Hill, Md.
- Earned second-team all-conference and all-metro honors.

Personal:

- Born in Washington, D.C.
- Major is political science.
- Parents are Jeffrey Keene and India Anderson of Clinton, Md.

YEAR	G-GS	SOLO	AST	TOT	TFL	SACK	PD	FF	FR	INT
2018	6-0	0	2	2	0.0	0.0	0	0	0	0



39 KALAMAKU KUEWA

DB • 6-0 • 200 • Freshman
Kailua, O'ahu • Kamehameha Schools-Kapalama

2018 (Redshirt)

- Played in three games as a reserve defensive back and on special teams.

Prep

- A 2018 graduate of Kamehameha Schools-Kapalama.
- As a senior, had 11 interceptions and three forced fumbles.
- Earned all-state honors from the *Honolulu Star-Advertiser* and *ScoringLive*.

Personal

- Born in Kailua, O'ahu.
- Nickname is "Ku."
- Intends to major in business.
- Parents are Mark Kuewa and Wanda-Mae Hoopii of Kailua, O'ahu.



44 HEKILI KELILIKI

RB • 6-2 • 225 • Sophomore
Bentonville, Ark. • Bentonville HS

2018 (Freshman)

- Played in nine games, primarily on special teams.
- Started regular-season finale at San Diego State.
- Earned academic all-MW honors.

2017

- Redshirted.

Prior To UH

- Served a two-year Mandarin-speaking church mission in Brisbane, Australia.

Prep

- A 2015 graduate of Bentonville High School in Arkansas.
- Ranked as the No. 5 fullback nationally by 247Sports.
- Lined up at tailback, linebacker and defensive end.
- Graduated with a 4.0 GPA.

Personal

- Born in Orem, Utah.
- Full given first name is Hekilikohaikalani.
- A biology major.
- Parents are Chance and Kehaulani Keliliki of Bentonville, Ark.



99 JONAH LAU

DL • 6-5 • 270 • Freshman
Las Vegas, Nev. • Centennial HS

2018 (Redshirt)

- Named the Coach Hank Vasconcellos Defensive Scout Team Player of the Year.
- Appeared in four games, mostly on special teams.

Prep

- A 2018 graduate of Centennial High School in Las Vegas.
- Played both sides of the ball and earned all-conference honors despite playing just half the season.
- Also lettered in basketball and track.

Personal

- Born in Las Vegas, Nev.
- Intends to major in computer science.
- Parents are Julius Tucker and Palolo Lau of Las Vegas, Nev.



72 KOHL LEVAO

OL • 6-6 • 340 • Senior
Aberdeen, Wash. • City College of San Francisco

2018 (Junior)

- Started all 14 games.
- Started the first 11 games at right tackle before moving to center for the final three contests.
- Helped UH offense finish ninth nationally in passing.

Prior To UH

- Played two seasons at City College of San Francisco.
- 13 starts at offensive tackle and team captain as a sophomore.
- Helped the Rams lead the conference in offensive output.

Prep

- A 2016 graduate of Aberdeen High School in Washington.
- A four-year starter on both sides of the line.

Personal:

- Born in Pago Pago, American Samoa.
- Major is exploratory health sciences.
- Parents are Ioelu and Dominique Levao of Aberdeen, Wash.

RETURNING PLAYERS



75 ILM MANNING

OL • 6-4 • 280 • Sophomore
Glendale, Ariz. • Apollo HS

2018 (Freshman)

- Started all 14 games at left tackle.
- One of only four true freshmen nationally to start every game of the season.

Prep

- A 2018 graduate of Apollo HS in Glendale Ariz.
- Two-time all-league performer on both sides of the line.
- 2017 5A Metro Region Player of the Year as a senior.
- Tied for second in the 5A division with 10.5 sacks as a senior while posting 49 total tackles.
- Also lettered in track and field, competing in the shot put and discus.

Personal

- Born in Glendale, Ariz.
- Intends to major in mechanical engineering.
- Parents are Ilm Ibrahim and Lakisha Lawson of Glendale, Ariz.



51 MAKAI MANUWAI

DL • 6-1 • 280 • Junior
South Medford, Ore. • South Medford HS

2018 (Sophomore)

- Played in seven games on the defensive line.
- Earned academic all-MW honors.

2017 (Freshman)

- Member of the scout team.

Prep

- A 2016 graduate of South Medford HS in Oregon.
- Started on the defensive line and at running back.
- A two-time all-conference selection.
- Also earned all-state honorable mention twice.
- Missed nearly his entire senior season due to injury.

Personal

- Born in Medford, Ore.
- A chemistry major.
- Cousin is former UH All-American and NFL offensive lineman Vince Manuwai.
- Parents are Billy and Becca Manuwai of Medford, Ore.

YEAR	G-GS	SOLO	AST	TOT	TFL	SACK	PD	FF	FR	INT
2018	7-0	1	2	3	0.0	0	0	0	0	0



84 NICK MARDNER

WR • 6-3 • 190 • Freshman
Mississauga, Canada • Clarkson Secondary

2018 (Redshirt)

- Appeared briefly in one game versus Nevada.

Prep

- A 2017 graduate of Clarkson Secondary School in Mississauga, Ontario, Canada.
- Ranked a Top 10 prospect by allCanadaGridiron.com.
- Participated in the U.S. Nike Football and The Opening.

Personal:

- Born in Mississauga, Ontario, Canada.
- A sociology major.
- Parents are Dennis and Sherry Mardner of Oakville, Ont., Canada.



37 ALAKA'I MASHIMA

DB • 5-11 • 175 • Sophomore
Kapolei, O'ahu • Punahou School

2018 (Freshman)

- Appeared in four games, primarily on special teams.

Prep

- A 2017 graduate of Punahou School in Honolulu.
- Had two interceptions, 12 PBUs, four forced fumbles, and three fumble recoveries during his career.
- Member of 2015 squad that captured the league title.
- Also lettered in judo, wrestling and track.

Personal

- Born in Honolulu, O'ahu.
- Majoring in kinesiology.
- Parents are Guy Mashima and Kathryn Mashima of Kapolei, O'ahu, and Kapualani Mashima of Miliani, O'ahu.



93 MASON MATAAFA

DL • 6-4 • 235 • Junior
Santa Ana, Calif. • Orange Coast College

2018 (Sophomore)

- Appeared in seven games, mostly on special teams.
- Earned academic all-MW honors.

Prior to UH

- Played freshman year at Orange Coast College in California.
- Earned all-conference second-team honors.

Prep

- A 2016 graduate of Costa Mesa High School in California.
- Posted 127 tackles, 10.0 TFLS and 7.0 sacks as a junior.
- Averaged better than 5.5 ypc and scored twice at RB.
- Also lettered in rugby, golf, and track and field.

Personal

- Born in Santa Ana, Calif.
- Major is undecided.
- Parents are Lalotoa Mataafa and Tina Tanoai of American Samoa.



27 SOLOMON MATAUTIA

LB • 6-1 • 230 • Senior
Ewa Beach, O'ahu • Campbell HS

2018 (Junior)

- Named to the Polynesian Player of the Year watch list.
- Led the team with 92 tackles (54 solo).
- Racked up a season-high 14 tackles against Rice.
- Had 12 tackles and two forced fumbles at San José State.
- Earned academic all-MW honors.

2017 (Sophomore)

- Earned team's Most Improved Player Award.
- Second-leading tackler with 85 tackles (50 solo).
- Led the team with three interceptions.
- Had a career-high 15 tackles at Utah State.
- Selected academic all-MW.

2016 (Freshman)

- Appeared in 13 games with four starts at WILL linebacker.
- Recorded 22 total tackles, including 3.5 for loss.
- Earned academic all-MW honors.

2015

- Redshirted.

RETURNING PLAYERS

Prep

- A 2015 graduate of Campbell High School on O'ahu.
- Named first team all-state by numerous outlets as a senior.
- Also a two-time all-league selection.
- Rated the No. 7 recruit out of Hawai'i by ESPN.
- MVP and the Best DB of the GPA College Showcase camp.

Personal

- Born in 'Ewa Beach, O'ahu.
- Nickname is "Soly."
- Major is human development and family studies.
- Parents are Benjamine and Shiline Matautia of 'Ewa Beach, O'ahu.

YEAR	G-GS	SOLO	AST	TOT	TFL	SACK	PD	FF	FR	INT
2016	13-4	11	11	22	3.5	0.0	0	0	0	0
2017	12-12	50	35	85	4.5	1.0	4	2	1	3
2018	13-12	54	38	92	4.5	1.0	4	3	0	0
TOTAL	38-28	115	84	199	12.5	2.0	8	5	1	3



13 COLE MCDONALD

QB • 6-4 • 220 • Junior
La Mirada, Calif. • Sonora HS

2018 (Sophomore)

- Named all-Mountain West honorable mention.
- Named to the Maxwell and Manning Award watch lists.
- Ranked in the top 10 nationally in a half-dozen categories.
- Sixth in the NCAA in passing touchdowns (36) and eighth in passing yards (3,875), passing ypg (298.1), and total offense per game (325.7).
- Finished the season with 40 total touchdowns, the fifth most in UH single-season history.
- Had 418 yards passing in season-opening win at Colorado St., the most by a UH quarterback in his starting debut.
- Three games over 400 yards passing.
- Season-high six touchdown passes in win over Navy.

2017 (Freshman)

- Backup quarterback played in six contests.
- Completed 5-of-9 passes for 22 yards and a touchdown.
- Team's third-leading rusher (138 yards, one touchdown).
- Averaged 8.6 yards per carry.

2016

- Redshirted.

Prep

- A 2016 graduate of Sonora High School in La Habra, Calif.
- As a senior, passed for 2,313 yards and 19 touchdowns and rushed for 1,091 yards and 10 touchdowns.
- Named first team all-league and second team all-area.
- Also ran sprints for the school's track team.

Personal

- Born in Orange, Calif.
- Majoring in business.
- Parents are John and Rona McDonald of La Mirada, Calif.

PASS	G-GS	COMP	ATT	YDS	TD	INT	PCT	LG	Y/G
2017	6-0	5	9	22	1	0	.560	9	3.7
2018	13-12	285	484	3875	36	10	.589	80	298.1
TOTAL	19-12	290	493	3897	37	10	.588	80	205.1

RUSH	G-GS	ATT	YDS	TD	LG	YPC	Y/G
2017	6-0	16	138	1	58	8.6	23.0
2018	13-12	134	359	4	28	2.7	27.6
TOTAL	19-12	150	497	5	58	3.3	26.2



47 RYAN MESKELL

PK • 6-0 • 185 • Senior
Gold Coast, Australia • Lewis & Clark CC

2018 (Junior)

- Selected as the team's Most Improved Player.
- Finished second in the MW in field-goal accuracy (.833).
- MW Special Teams Player of the Week, after hitting the go-ahead field goal in UH's 50T win over San José State.
- Earned academic all-MW honors.

2018 (Sophomore)

- Went 1-of-4 on FGs and performed all kickoff duties.
- Earned academic all-MW honors.

Prior to UH

- Played goalkeeper for two seasons at Lewis & Clark Community College in Godfrey, Ill.

Prep

- A 2012 graduate of Palm Beach Currumbin State High School in Gold Coast, Australia.
- Competed in soccer and rugby.

Personal

- Born in Canberra, Australia.
- A communication major.
- Parents are Keith and Sandra Meskell of Gold Coast, Australia.

YEAR	G	FG	FGA	PCT	LONG	XP	XPA	KO	AVG
2017	12	1	4	.250	29	0	0	50	57.7
2018	14	15	18	.833	43	46	47	47	55.8
TOTAL	26	16	22	.727	43	46	47	97	56.8



66 EPERONE MOANAU

DL • 6-2 • 290 • Senior
Pago Pago, American Samoa • Tafuna HS

2018 (Junior)

- Played in 12 games at defensive tackle.
- Career-high four tackles at Army (Sept. 15).

2017 (Sophomore)

- Appeared in all 12 games on the line and on special teams.
- Blocked a second-half field-goal attempt at Nevada.

2016

- Redshirted.

2015 (Freshman)

- Appeared in all 13 games on both sides of the line and on special teams.
- Started on offensive line before moving to nose tackle for the final six games of the season.
- Earned academic all-MW honors.

Prep

- A 2015 graduate of Tafuna HS in American Samoa.
- Rated one of the elite players in American Samoa by 247Sports.
- Won three prep championships in football.

Personal

- Born in American Samoa.
- Major is human development and family studies.
- Parents are Toa'i and Donna Moanau of Aoloau, American Samoa.

YEAR	G-GS	SOLO	AST	TOT	TFL	SACK	PD	FF	FR	INT
2015	13-0	2	2	4	0.0	0.0	0	0	0	0
2017	12-1	2	1	3	0.0	0.0	0	0	0	0
2018	12-0	2	7	9	0.0	0.0	0	0	0	0
TOTAL	37-1	6	10	16	0.0	0.0	0	0	0	0

RETURNING PLAYERS



78 ERNEST MOORE

OL • 6-8 • 300 • Junior
San Francisco, Calif. • CC of San Francisco

2018

- Redshirted.

Prior To UH

- Played two seasons for the City College of San Francisco.
- Instrumental in helping the offense generate 42.9 points and 458.5 yards of total offense per game.
- JC teammate of fellow UH offensive lineman Kohl Levaio.

Prep

- A 2016 graduate of Washington High School in San Francisco, Calif.
- Played one year of basketball and earned all-league honors.

Personal

- Born in San Francisco, Calif.
- Major is sociology.
- Parents are Ernest Moore, Sr., and Linda Moore of San Francisco, Calif.



30 ADAM NETANE

WR • 5-11 • 175 • Freshman
Orlando, Fla. • Bishop Moore Catholic HS

2018

- Redshirted.

Prep

- A 2018 graduate of Bishop Moore Catholic High School in Orlando, Fla.
- Lined up at wide receiver and cornerback for two seasons.
- Also lettered in track and weightlifting.

Personal

- Born in Orlando, Fla.
- Major is civil engineering.
- Mother is Lavinia Netane of Orlando, Fla.



4 KUMOKU NOA

WR • 5-11 • 175 • Junior
Honolulu, O'ahu • Kamehameha-Kapalama

2018 (Sophomore)

- Member of the scout team.

2017 (Freshman)

- Played in six games with one start.
- Tallied 11 receptions for 140 yards and two touchdowns.

2016

- Redshirted.

Prep

- A 2016 graduate of Kamehameha Schools-Kapalama.
- First team all-state as a senior by multiple outlets.
- Tallied 77 catches, 1,809 yards and 26 TDs for his career.

Personal:

- Born in Honolulu, O'ahu.
- Majoring in human development and family studies.
- Older brothers Kilinahe (2001-04) and Waikalua (2006), and father Henry (1972-74) all suited up at UH.
- Three other brothers played collegiate football.
- Parents are Henry and Keolani Noa of Honolulu, O'ahu.

REC	G-GS	REC	YD	TD	LG	YPC	R/G	Y/G
2017	6-1	11	140	2	38	12.7	1.8	23.3



58 JOEY NU'UANU-KUHI'IKI

OL • 6-3 • 290 • Junior
Wai'anae, O'ahu • Wai'anae HS

2018 (Sophomore)

- Played in six games, starting the last three at right tackle.
- Also played heavily on special teams.

2017 (Freshman)

- Appeared briefly in two games as a defensive tackle.
- Also played heavily on special teams.

2017 (Freshman)

- Appeared briefly in two games as a defensive tackle.

Prep

- A 2016 graduate of Wai'anae High School on O'ahu.
- All-state honorable mention as a defensive lineman.
- Also lettered in wrestling and track.

Personal

- Born in Honolulu, O'ahu.
- Majoring in human development and family studies.
- Parents are Jonah and Dayna Kuhi'iki of Wai'anae, O'ahu.



22 IKEM OKEKE

DB • 6-0 • 200 • Senior
Las Vegas, Nev. • Bishop Gorman HS

2018 (Junior)

- Appeared in all 14 games, while starting 13 at safety.
- Tied for second on the team with 87 tackles.
- Had a career-high 13 tackles at Army.

2017 (Sophomore)

- Played in all 12 games at linebacker and on special teams.

2016 (Freshman)

- Appeared in 11 games as a reserve linebacker and a key player on UH's kick coverage teams.
- First career start at linebacker vs. Middle Tennessee State in the Hawai'i Bowl and finished with four tackles, a sack and a forced fumble.

Prep

- A 2016 graduate of Bishop Gorman High School in Las Vegas.
- Starting outside linebacker for a Gaels squad that won two straight *USA Today* Super 25 national championships.
- Earned all-league, all-city and all-state mention.
- High school teammate of fellow UH defender Kalen Hicks.

Personal

- Born in Philadelphia, Pa.
- A finance major.
- Older brother Obim played football and basketball at Baylor.
- Parents are Matthew and Chinyere Okeke of Las Vegas, Nev.

YEAR	G-GS	SOLO	AST	TOT	TFL	SACK	PD	FF	FR	INT
2016	11-1	6	3	9	1.0	1.0	0	1	0	0
2017	12-0	2	4	6	0.0	0.0	0	0	0	0
2018	14-13	60	27	87	3.0	0.0	3	1	0	0
TOTAL	37-14	68	34	102	4.0	1.0	3	2	0	0

RETURNING PLAYERS



96 KAIMANA PADELLO

DL • 6-0 • 225 • Senior
Mililani, O'ahu • Mililani HS

2018 (Junior)

- Named all-Mountain West second team.
- Recipient of the team's Most Inspirational Player award.
- Led the team in tackles-for-loss (13.5) and sacks (8.5).
- Ranked fifth in the MW in sacks per game.
- Earned academic all-MW honors.

2017 (Sophomore)

- Played in all 12 games on the line and on special teams.
- Had at least one tackle in seven games.
- Posted a sack and caused a safety against UCLA.
- Earned academic all-MW honors.

2016 (Freshman)

- Appeared in all 14 games as a reserve defensive lineman and on special teams.
- Blocked a punt vs. UNLV.
- Earned academic all-MW honors.

Prep

- A 2016 graduate of Mililani High School on O'ahu.
- A two-time all-state and all-league selection.
- Had 47 sacks during his career, including 19 as a senior.
- A starter on the 2014 state championship squad.

Personal

- Born in Waipahu, O'ahu.
- Nickname is "Mana."
- Major is sociology.
- Older brother KK is a running back for the Rainbow Warriors.
- Parents are Dwayne and Christy Padello of Mililani, O'ahu.

YEAR	G-GS	SOLO	AST	TOT	TFL	SACK	PD	FF	FR	INT
2016	14-0	3	0	3	2.0	1.0	0	0	0	0
2017	12-0	6	4	10	2.5	1.0	0	0	0	0
2018	14-7	15	9	24	13.5	8.5	1	1	0	0
TOTAL	40-7	24	13	37	18.0	10.5	1	1	0	0



34 KK PADELLO

RB • 5-11 • 220 • Senior
Mililani, O'ahu • Southern Oregon

2018 (Junior)

- Appeared in one game, seeing brief time vs. Navy.

2017 (Sophomore)

- Earned the team's Defensive Scout Team award.

Prior To UH

- Played one season at Southern Oregon University.
- Part of a squad that captured the 2014 NAIA national title.

Prep

- A 2014 graduate of Mililani High School on O'ahu.
- A two-time all-state and all-league selection.
- Named state defensive player of the year as a senior.
- Had 26 sacks in 12 games during the 2013 campaign.

Personal

- Born in Waipahu, O'ahu.
- Given first name is Kelii.
- Major is human development and family studies.
- A member of the Hawaii National Guard.
- Younger brother Kaimana is a defensive lineman for UH.
- Parents are Dwayne and Christy Padello of Mililani, O'ahu.



KAIMANA PADELLO



1 PENEI PAVIHI

LB • 6-3 • 245 • Junior
Pago Pago, American Samoa • Tafuna HS

2018 (Sophomore)

- Played in all 14 games with 12 starts.
- Tied for second on the team with 87 total tackles.
- Registered a career-high 13 tackles, 2.0 tackles-for-loss, and a sack against UNLV.

2017 (Freshman)

- True freshman played in all 12 games as a reserve linebacker and on special teams.

Prep

- A 2017 graduate of Tafuna High School in Pago Pago, American Samoa.
- Rated the No. 3 recruit out of American Samoa.
- Named the 2016 ASHSAA Defensive Player of the Year.

Personal

- Born in Pago Pago, American Samoa.
- Major is interdisciplinary studies.
- Parents are Sionepaea Pavihi and Caroline Stowers of Pago Pago, American Samoa.

YEAR	G-GS	SOLO	AST	TOT	TFL	SACK	PD	FF	FR	INT
2017	12-0	4	1	5	0.0	0.0	0	0	0	0
2018	14-12	46	41	87	6.5	1.5	2	1	2	0
TOTAL	26-12	50	42	92	6.5	1.5	2	1	2	0



12 KANA'I PICANCO

LB • 6-1 • 225 • Senior
Kane'ohe, O'ahu • Pima Community College

2018 (Junior)

- Played in all 14 games as a reserve linebacker and on special teams.
- Logged a season-high five tackles vs. Army and Utah State.
- Earned academic all-MW honors.

2017

- Redshirted.

Prior To UH

- Played two seasons at Pima CC in Arizona.
- Tallied 128 tackles, four sacks and 12.5 tackles-for-loss in 19 total games played.

Prep

- A 2015 graduate of Damien Memorial HS in Honolulu.
- ILH Defensive Player of the Year and to the Division II all-state first team as a senior.

Personal

- Born in Honolulu, O'ahu.
- Given name is Brandon Kanainoeau Picanco.
- Major is kinesiology
- Parents are Leonard and Merlene Picanco of Kane'ohe, O'ahu.

YEAR	G-GS	SOLO	AST	TOT	TFL	SACK	PD	FF	FR	INT
2018	14-0	14	11	25	1.5	1.0	0	0	1	0

RETURNING PLAYERS



90 FANUPO PEAPEALALO

DL • 6-3 • 265 • Senior
Oceanside, Calif. • Graceland University

2018 (Junior)

- Appeared in one game, playing briefly vs. Utah State.

2017

- Redshirted.

Prior To UH

- Attended Graceland University in Lamoni, Iowa.
- Tallied 23 tackles as a sophomore.

Prep

- A 2015 graduate of Oceanside High School in California.
- Played on both sides of the line for a squad that won the CIF championship and finished ranked ninth in the state.

Personal

- Born in Riverside, Calif.
- Major is sociology.
- Parents are Fanupo Peapealalo of Montclair, Calif., and Marisa Hardy of El Paso, Texas.



2 JEREMIAH PRITCHARD

LB • 6-0 • 230 • Junior
Leone, American Samoa • Silverado HS

2018 (Redshirt)

- Made only appearance in SoFi Hawai'i Bowl vs. Louisiana Tech.
- Redshirted.

2017 (Sophomore)

- Played in 11 games with three starts.
- Third on the team with 6.5 tackles-for-loss.
- At least one tackle in 10 of 11 games.

2016 (Freshman)

- True freshman appeared in 11 games, making two starts.
- Started in games at Michigan and at Air Force.
- Had 31 tackles and 3.5 tackles-for-loss.

Prep

- A 2016 graduate of Silverado High School in Paradise, Nev.
- Earned all-league and all-state honors at linebacker.
- Played junior year at Farrington High School in Honolulu after moving from American Samoa.
- Selected to play in the Blue-Grey All-American Bowl at AT&T Stadium in Arlington, Texas.

Personal

- Born in Pago Pago, American Samoa.
- Major is sociology.
- Parents are Shiloh and Eleanor Pritchard of Las Vegas, Nev.

YEAR	G-GS	SOLO	AST	TOT	TFL	SACK	PD	FF	FR	INT
2016	11-2	21	10	31	3.5	0.0	1	1	0	0
2017	11-2	21	10	31	6.5	3.0	0	0	0	0
2018	1-0	0	1	1	0.5	0.0	0	0	0	0
TOTAL	23-4	42	21	63	10.5	3.0	1	1	0	0



74 GENE PRYOR

OL • 6-3 • 305 • Junior
Visalia, Calif. • College of the Sequoias

2018 (Redshirt)

- Played in opener at Colorado State (Aug. 25) and SoFi Hawai'i Bowl against Louisiana Tech before redshirting.

Prior To UH

- Played two seasons as a guard and tackle at the College of the Sequoias in California.

Prep

- A 2016 graduate of Mt. Whitney HS in Visalia, Calif.
- A three-time all-league pick while playing both sides.
- Claimed all-area titles in the shot put and discus.

Personal

- Born in Visalia, Calif.
- Majoring in criminal justice.
- Parents are Harry and Michelle Brooks, Joshua and Jami Jump, and Gene Pryor, all of Visalia, Calif.



26 MILES REED

RB • 5-8 • 190 • Sophomore
Corona, Calif. • Centennial HS

2018 (Freshman)

- Played in 10 games as a backup running back.
- Rushed for 130 yards on 30 carries.
- Season-high 47 yards and 12 attempts at San Diego St.

2017

- Redshirted.

Prep

- A 2017 graduate of Centennial High School in Corona, Calif.
- Rushed for 2,361 yards and 35 touchdowns as a senior.
- Averaged 235.2 yards vs. four nationally-ranked teams.
- Named all-CIF Southern Section and Big VIII MVP.

Personal

- Born in Los Angeles, Calif.
- Nickname is "Bam Bam."
- A kinesiology major.
- Parents are Larry Reed of Perris, Calif., and Carmen Reed of Corona, Calif.

YEAR	G-GS	ATT	YDS	TD	LG	YPC	REC	YDS	TD	LG
2018	10-0	30	130	0	15	4.3	2	8	0	6



ZACH RITNER 97

DL • 6-3 • 240 • Freshman
Mission Viejo, Calif. • Capistrano Valley HS

2018 (Redshirt)

- Appeared in one game vs. Utah State before redshirting.

Prep

- A 2018 graduate of Capistrano Valley High School in Mission Viejo, Calif.
- Was a long-snapper and three-year starter on defense.
- A two-time all-county, all-league, and all-CIF selection.
- All-state and CIF D4 Defensive Player of the Year as a senior.

Personal

- Born in Mission Viejo, Calif.
- Nickname is "Thor."
- Major is business.
- Parents are Robert and Meredith Ritner of Mission Viejo, Calif.

RETURNING PLAYERS



62 DOUG RUSSELL

DL • 6-5 • 290 • Sophomore
Seattle, Wash. • O'Dea HS

2018 (Freshman)

- Member of the scout team.

2017

- Redshirted.

Prep

- A 2017 graduate of O'Dea High School in Seattle, Wash.
- Had 100 tackles, 11 tackles-for-loss, and seven sacks during his junior and senior seasons.
- A three-time all-league and two-time all-area pick.
- Named all-state by *USA Today* and the *Associated Press*.
- Metro League Mountain Division Defensive Lineman of the Year as a senior.

Personal

- Born in Seattle, Wash.
- Major is political science.
- Mother is Wilea Cooks of Seattle, Wash.



41 SCHEYENNE SANITUA

LB • 6-0 • 220 • Junior
Fagatogo, American Samoa • Samoana HS

2018 (Sophomore)

- Played in 12 games with two starts.
- Accounted for 30 wrap-ups, with 21 solos tackles.
- Career-high seven tackles in start vs. San Diego State.

2017 (Freshman)

- Reserve DB and special teams player appeared briefly in three games.

2016

- Redshirted.

Prep

- A 2016 graduate of Samoana High School in Utulei, American Samoa.
- Named Defensive MVP of the JPS Paradise Classic.
- Named state defensive player of the year as a senior.
- Represented American Samoa at the 2015 & '16 IAAF World Championships .

Personal

- Born in Fagaalu, American Samoa.
- Major is human development and family studies.
- Older brother Sunny played defensive end for UNLV.
- Parents are Larry Sanitua and Deanna Fuimaono of Pago Pago, American Samoa.

YEAR	G-GS	SOLO	AST	TOT	TFL	SACK	PD	FF	FR	INT
2017	3-0	0	0	0	0.0	0.0	0	0	0	0
2018	12-2	21	9	30	4.0	2.0	2	0	0	0
TOTAL	15-2	21	9	30	4.0	2.0	2	0	0	0



15 PAUL SCOTT

LB • 6-1 • 210 • Sophomore
Oakland, Calif. • McClymonds Senior HS

2018 (Freshman)

- Named UH's Special Teams MVP.
- Played in 11 games both on special teams and as a reserve linebacker.
- Recorded 17 total tackles and forced two fumbles.

2017

- Redshirted.

Prep

- A 2017 graduate of McClymonds Senior High School in Oakland, Calif.
- Ranked the 10th-best outside linebacker in California by Scout.
- First team all-state as a junior.

Personal

- Born in Oakland, Calif.
- Majoring in sociology.
- Mother is Jacqueline Turner of Hayward, Calif.

YEAR	G-GS	SOLO	AST	TOT	TFL	SACK	PD	FF	FR	INT
2018	11-0	12	5	17	0.0	0.0	0	2	0	0



36 BEN SCRUTON

P • 6-1 • 200 • Senior
Melbourne, Australia • Melbourne University

2018 (Junior)

- Played in 12 games on special teams.
- Tallied 10 punts, averaging 36.5 yards per punt.
- Earned academic all-MW honors.

2017 (Sophomore)

- Posted two tackles in 12 games on special teams.
- Earned academic all-MW honors.

2017 (Freshman)

- Played in all 12 games on special teams.
- Recorded six tackles on kick coverage.
- Earned academic all-MW honors.

Prior To UH

- Attended Melbourne University for one year.
- Played for the Royals' club football team.

Prep

- A 2014 graduate of Carey Baptist Grammar in Melbourne, Australia.
- Participated in cricket, football, volleyball and track.

Personal

- Born in Sydney, Australia.
- Major is sociology.
- Parents are Noel Scruton and Michelle Hubbard of Melbourne, Australia.

YEAR	G-GS	ATT	YDS	AVG	LONG	TB	FC	I20	50+	BLK
2018	12-0	10	365	36.5	46	0	6	0	0	0

RETURNING PLAYERS



69 AZIA SE'EI

DL • 5-11 • 275 • Senior
Honolulu, O'ahu • William Penn University

2018 (Junior)

- Played in nine games off the bench.
- Had at least one tackle in seven of nine appearances.

2017

- Redshirted.

Prior To UH

- Attended William Penn University in Oskaloosa, Iowa.
- Played fullback and defensive tackle for two seasons.

Prep

- A 2015 graduate of West HS in Salt Lake City, Utah.
- Honorable-mention all-state linebacker and region and MVP at running back as a senior.
- Played two seasons at Radford High School in Honolulu.

Personal

- Born in Honolulu, O'ahu.
- Major is sociology.
- Uncle is former Rainbow Warrior running back Keith "Junior" Lopati.
- Parents are Abraham and Celina Se'ei of Honolulu, O'ahu.

YEAR	G-GS	SOLO	AST	TOT	TFL	SACK	PD	FF	FR	INT
2018	9-0	8	2	10	0.0	0.0	0	0	0	0



3 JASON-MATTHEW SHARSH

WR • 6-0 • 190 • Senior
Honolulu, O'ahu • Santa Barbara City College

2018 (Junior)

- Played in 11 games and started in three.
- Started the final two games of the season.
- Season-high five catches for 67 yards and a touchdown in the SoFi Hawai'i Bowl vs. Louisiana Tech.
- Earned academic all-MW honors.

2017

- Redshirted.

Prior To UH

- Played two seasons at Santa Barbara City College in California.
- Team offensive MVP as a freshman.
- First team all-conference as a receiver and second team all-conference as a punt returner as a sophomore.

Prep

- A 2015 graduate of Moanalua High School in Honolulu.
- A two-time all-league and all-state receiver.
- Tallied a combined 120 catches for 1,783 yards and 15 touchdowns in his junior and senior seasons.
- Had 300 yards receiving vs. Kaiser, the fifth-best receiving performance in Hawaii high school history.

Personal

- Born in Honolulu, O'ahu.
- Major is human development and family studies.
- Cousin of former Rainbow Warrior All-American Chad Owens
- Parents are Kanai Sharsh and Diane Crisologo of Honolulu.

REC	G-GS	REC	YD	TD	LG	YPC	R/G	Y/G
2018	11-3	9	152	1	49	16.9	0.8	13.8



98 FOIS SHAW

DL • 6-0 • 305 • Freshman
Kane'ohe, O'ahu • Farrington HS

2018

- Redshirted.

Prep

- A 2018 graduate of Farrington High School in Honolulu.
- Named second-team all-state honors by *ScoringLive*.
- 2016 All-Poly Football Defensive MVP.

Personal

- Born in Faga'alu, American Samoa.
- Major is undecided.
- Parents are Fa'apale Sanelivi and Jaimee-Linn Shaw of Kaneohe, O'ahu.



10 DRAKE STALLWORTH

WR • 6-1 • 190 • Sophomore
Folsom, Calif. • Folsom HS

2018 (Freshman)

- Did not play in any games.

2017

- Redshirted.

Prep

- A 2017 graduate of Folsom High School in California.
- A two-time all-league and all-metro pick.
- Earned all-state honors as a senior after posting 61 receptions for 1,224 yards and 19 touchdowns.
- Also recorded six interceptions as a defensive back.

Personal

- Born in Sacramento, Calif.
- A kinesiology major.
- Parents are Wendell and Elaine Stallworth of Folsom, Calif.



77 ALESANA SUNIA

OL • 6-3 • 320 • Junior
Leone, American Samoa • Leone HS

2018 (Sophomore)

- Played in 13 consecutive games after missing season opener.
- Saw most action on special teams.

2017 (Freshman)

- Appeared in seven games, primarily on special teams.

2016

- Redshirted.

Prep

- A 2016 graduate of Leone High School in American Samoa.
- Named league's Offensive Tackle of the Year as a junior and Lineman of the Year as a senior.
- Leone's Male Student Athlete of the Year as a senior.
- Also lettered twice in rugby.

Personal

- Born in Leone, American Samoa.
- Full given name is Andrew Lepapa Alexander Sunia.
- Major is interdisciplinary studies.
- Related to former UH players Jason Laumoli, Tama Satele and Jesse Sapolu.
- Parents are Liupua Andrew and Palagj Sunia of Leone, American Samoa.

RETURNING PLAYERS



54 BLESSMAN TA'ALA

DL • 6-1 • 300 • Sophomore
Aua, American Samoa • Faga'itua HS

2018 (Freshman)

- Only freshman defender to start all 14 games.
- Registered at least one tackle in all but one game.
- Had a season-high six tackles against Louisiana Tech.
- Finished with 32 tackles on the year with 17 solos.
- Blocked a 56-yard field-goal attempt at Nevada.
- Also a key member of the special-teams unit.

Prep

- A 2017 graduate of Faga'itua HS in American Samoa.
- Rated the No. 2 recruit in American Samoa by 247Sports.
- Named the ASHSAA MVP as a senior and Defensive Player of the Year as a junior.
- Selected to the 2016 U.S. Army National Combine all-combine first team at defensive line.

Personal

- Born in Fagaalu, American Samoa.
- Major is exploratory health sciences.
- Parents are Vincent and Joy Ta'ala of Aua, American Samoa.

YEAR	G-GS	SOLO	AST	TOT	TFL	SACK	PD	FF	FR	INT
2018	14-14	17	15	32	3.5	0.0	0	0	0	0



50 JUSTUS TAVAI

DL • 6-3 • 295 • Sophomore
Inglewood, Calif. • El Camino College

2018

- Redshirted.

Prior To UH

- Played one season at El Camino College in Torrance, Calif.
- Earned second-team all-conference honors after tallying 41 total tackles, 2.5 sacks and one forced fumble.

Prep

- A 2017 graduate of Mira Costa High School in Manhattan Beach, Calif.
- As a senior, amassed 83 total tackles, 10.0 tackles-for-loss and 5.0 sacks.
- Member of the 2015 USA Varsity rugby team that competed in France and Belgium

Personal

- Born in Inglewood, Calif.
- Older brother Jahlani is a former Warrior and current Detroit Lions linebacker.
- Other older brother J.R. also played in the NFL, suiting up at linebacker for the Tennessee Titans.
- Parents are William and Nafuana Tavai of Inglewood, Calif.



48 DEREK THOMAS

DL • 6-3 • 225 • Junior
Huntington Beach, Calif. • Cerritos College

2018 (Sophomore)

- Played in all 14 games with five starts at defensive end.
- Season-high four tackles at Colorado St. and at Fresno St.
- Also saw important minutes on special teams.

Prior To UH

- Played freshman year at Cerritos College in California.
- Recorded 48 tackles, 6.0 sacks, and one fumble recovery.
- Led the team with 13.0 tackles-for-loss.

Prep

- A 2017 graduate of Huntington Beach High School in California.
- A two-time all-league selection.
- Tallied 56 solo tackles, 15.5 sacks, 20 quarterback hurries and two forced fumbles as a senior.

Personal

- Born in Long Beach, Calif.
- Majoring in pre-business.
- Parents are David and Tina Thomas of Huntington Beach, Calif.

YEAR	G-GS	SOLO	AST	TOT	TFL	SACK	PD	FF	FR	INT
2018	14-5	13	5	18	1.0	1.0	0	0	0	0



44 WYATT TUCKER

LS • 5-10 • 205 • Sophomore
Chino Hills, Calif. • Whittier College

2018

- Redshirted.

Prior To UH

- Spent freshman year at Whittier College in California.
- Played in four games as long snapper.

Prep

- A 2017 graduate of Chino Hills High School in Calif.
- A four-year starter at long snapper.
- Earned all-league second-team honors during his senior year as a center and long snapper.

Personal

- Born in Glendora, Calif.
- Intends to major in business management.
- Parents are Jeff and Christina Tucker of Chino Hills, Calif.



63 TAAGA TUULIMA

OL • 6-2 • 310 • Junior
'Ewa Beach, O'ahu • 'Iolani School

2018 (Sophomore)

- Played in all 13 regular-season games.
- Started first 11 games of the year at center.
- Helped provide protection for an offense that finished ninth nationally in passing.
- Earned academic all-MW honors.

2018 (Freshman)

- Started the year on special teams before being pressed into action late in the season on offense.
- Played in seven games while making one start at center.
- Earned academic all-MW honors.

2016

- Redshirted.

Prep

- A 2016 graduate of 'Iolani School in Honolulu.
- Earned all-league honors as a senior.
- Part of consecutive Division II state championships.
- 2015 All-Poly Sports football camp offensive MVP.

Personal

- Born in 'Ewa Beach, O'ahu.
- Major is mechanical engineering.
- Parents are Wayne and Puanani Tuulima of 'Ewa Beach, O'ahu.

RETURNING PLAYERS



11 JUSTIN UAHINUI

QB • 6-3 • 195 • Sophomore
Honolulu, O'ahu • Farrington HS

2018 (Freshman)

- Member of the scout team.

2017

- Redshirted.

Prep

- A 2017 graduate of Farrington High School in Honolulu.
- Honorable mention all-league as a junior.
- MVP of the 2016 Life Champion Senior Bowl.
- Quarterback MVP at the 2016 GPA Football Showcase.

Personal

- Born in Honolulu, O'ahu.
- Major is exploratory health sciences.
- Parents are Nui and Erica Uahinui of Honolulu, O'ahu.



52 SOLO VAIPULU

OL • 6-2 • 300 • Sophomore
Riverside, Calif. • Corona Centennial HS

2018 (Freshman)

- Named all-Mountain West honorable mention.
- One of only four true freshmen nationally to start every game of the season.
- Provided protection for an offense that finished ninth nationally in passing.
- Earned academic all-MW honors.

Prep

- A 2018 graduate of Corona Centennial HS in Corona, Calif.
- A two-time all-league and all-CIF first-team selection.
- Two-time Big 8 League Offensive Lineman MVP.
- Rated the No. 9 offensive guard in the West by Scout.

Personal

- Born in Riverside, Calif.
- Full name is Venasio Fa'asolo Vaipulu.
- A kinesiology major.
- Parents are Atunaisa and Lusitania Vaipulu of Riverside, Calif.



55 MICAH VANTERPOOL

OL • 6-6 • 315 • Sophomore
Phoenix, Ariz. • Phoenix Central HS

2018 (Freshman)

- Played in nine games as a reserve offensive lineman and on special teams.

2017

- Redshirted.

Prep

- A 2017 graduate of Phoenix Central HS in Arizona.
- Didn't surrender a single sack during his career.
- Named first team 6A all-state and first team all-academic as a senior.
- An Arizona Football Coaches Association Top 25 player.

Personal

- Born in Tulsa, Okla.
- Major is human development and family studies.
- Mother is Stephanie Vanterpool of Phoenix, Ariz.



9 JOJO WARD

WR • 5-9 • 175 • Senior
Waco, Texas • Tyler Junior College

2018 (Junior)

- Played in all 14 games with 12 starts.
- Second on the team in receiving touchdowns (9) and third in receiving yards (865).
- Had three games with 100 or more yards receiving.
- Led the team in yards per catch (17.0).
- Accrued 15 catches of 20+ yards, including three for 60+.
- Scored two fourth-quarter touchdowns in UH's comeback win over UNLV.
- Had game-winning 38-yard reception against Wyoming.

Prior To UH

- Played two seasons at Tyler Junior College in Texas.
- Had 78 catches for 1,012 yards and nine TDs during career.

Prep

- A 2016 graduate of Midway High School in Hewitt, Texas.
- Had 103 receptions for 1,619 yards and 20 touchdowns as a senior
- Named to the 6A all-state first team and was the District 12-6A offensive MVP.

Personal

- Born in Waco, Texas.
- Given first name is José ph.
- Major is exploratory social sciences.
- Mother is Alice Gray of Waco, Texas.

REC	G-GS	REC	YD	TD	LG	YPC	R/G	Y/G
2018	14-12	51	865	9	75	3.6	3.6	61.8



49 MANLY WILLIAMS

DL • 6-2 • 245 • Senior
Honolulu, O'ahu • Farrington HS

2018 (Junior)

- Played in 11 games with four starts on the defensive line.
- Recorded 19 tackles with three sacks.
- Had a season-high six tackles and two sacks vs. Navy.

2017 (Sophomore)

- Appeared in four games, primarily on special teams.

2016 (Freshman)

- Played briefly in two games.

2015

- Redshirted.


Prep

- A 2014 graduate of Farrington High School on O'ahu.
- Rated the No. 5 prospect out of Hawai'i by Scout.
- A two-time all-state and all-league selection.
- Led Farrington to consecutive state semifinal appearances.

Personal

- Born in Honolulu, O'ahu.
- Nickname is "Pumba."
- Graduated with a degree in business management.
- Older brother Lance and uncle Manly both suited up for the Rainbow Warriors.
- Mother is Babe Williams of Honolulu.

YEAR	G-GS	SOLO	AST	TOT	TFL	SACK	PD	FF	FR	INT
2016	2-0	0	0	0	0.0	0.0	0	0	0	0
2017	4-0	0	0	0	0.0	0.0	0	0	0	0
2018	11-4	8	12	20	3.0	3.0	1	0	0	0
TOTAL	17-4	8	12	20	3.0	3.0	1	0	0	0



JOJO WARD



20 ZACH WILSON

DB • 6-1 • 185 • Junior
Upland, Calif. • Mt. San Antonio College

2018 (Sophomore)

- Appeared in 13 games with four starts at cornerback.
- Led the team with two interceptions.
- Also recorded 22 tackles and one tackle-for-loss.

2017

- Appeared in two games early in season before suffering a season-ending injury and earning a medical hardship.

2016 (Freshman)

- Appeared in nine games on special teams and as a backup cornerback.

Prior To UH

- Redshirted.

Prep

- A 2015 graduate of Upland High School in California.
- Ranked the 10th-best outside linebacker in California by Scout.
- First team all-state as a junior.

Personal

- Born in Scottsdale, Ariz.
- A business management major.
- Parents are Anthony and Lorna Tate Wilson of Diamond Bar, Calif.

YEAR	G-GS	SOLO	AST	TOT	TFL	SACK	PD	FF	FR	INT
2016	9-0	1	1	2	0.0	0.0	0	0	0	0
2017	2-0	2	1	3	0.5	0.0	0	0	0	0
2018	13-4	12	10	22	1.0	0.0	2	0	0	2
TOTAL	24-4	15	12	27	1.5	0.0	2	0	0	2



65 ELIAS WONG

OL • 6-2 • 315 • Freshman
Waimanalo, O'ahu • Kailua HS

2018

- Redshirted.

Prep

- A 2017 graduate of Kailua High School on O'ahu.
- Lettered three years, lining up primarily at center.
- Earned all-league recognition all three seasons played.

Personal

- Born in Orem, Utah.
- Full name is Elias Keaukaha Nai'a Wong.
- Nickname is "Nai'a."
- A business major.
- Father, Hauoli, played collegiately at UH and Brigham Young and was a seventh-round draft pick of the Miami Dolphins.
- Parents are Hauoli and Celeste Wong of Waimanalo, O'ahu.

#HAWAIIIFB BY THE NUMBERS

1

Defensive lineman Al Noga is the UH's only Associated Press first team All-American. Touted as the "Samoa Sack Man," Noga set single-season records of 17 sacks, 31 tackles-for-loss and six forced fumbles in 1986.

4

Western Athletic Conference championship titles won (1992, '99, 2007, '10).

9

Wins by first-year head coach June Jones in 1999, setting an NCAA turnaround record following a winless 1998 season.

10

Highest national ranking—achieved in both the Associated Press and Coaches polls during the 2007 season.

12-0

Regular-season record in 2007, which secured the program's first-ever trip to a BCS bowl game – the Allstate Sugar Bowl, where UH lost to Georgia.

13

The school's longest win streak which lasted from Dec. 24, 2006, to Jan. 1, 2008.

32

The only number retired in UH football history was worn by the school's first All-American, Thomas Kaulukukui.

35

Warriors who have earned All-America recognition.

72

Warriors who have been selected in the NFL Draft.

131

Career touchdown passes by Colt Brennan, who in 2007, broke Ty Detmer's then-NCAA record of 121.

327

Yards rushing by Alex Green versus New Mexico State on Nov. 22, 2010, smashing a 60-year-old school record previously held by Pete Wilson (270).

560

Most passing yards in a single game, set by Bryant Moniz vs. San José State on Nov. 20, 2010.

NICK ROLOVICH

Hawai'i Head Football Coach Fourth Season



Nick Rolovich became the 23rd head coach for the Rainbow Warrior program when he was hired in December 2015.

His "Live Aloha, Play Warrior" and "Pride Rock"

slogans, which echoed throughout his introductory press conference, were the foundation of his inaugural season of 2016 that saw the Rainbow Warriors reach a bowl game for the first time in six years. In addition, his witty theatrics helped promote the program off the field through numerous ESPN SportsCenter Top Plays and viral videos across social media. He also re-energized a fan base, including the alumni with the help of three of his former UH teammates on the coaching staff.

The 2018 season saw a true resurgence of the formerly famed Run-and-Shoot offense. Under Rolovich's guidance and Cole McDonald at quarterback, the UH offense racked up over 5,800 yards of offense, along with 43 touchdown passes. The aerial assault accounted for 30.8 points per game and 419 yards per contest. The production led the Warriors returning to the Hawai'i Bowl for a second time under Rolovich, finishing with an 8-6 record.

When he took over the program as the fifth-youngest head coach in NCAA Division I FBS at the age of 37 after a four-year stint as Nevada's offensive coordinator, Rolovich promised a refined offense and he came through in the form of a 1,000-yard rusher and a 1,000-yard receiver for just the second time in program history.

During his time in Reno, the Wolf Pack made three bowls: the 2012 Gildan New Mexico Bowl, the 2014 R+L Carriers New Orleans Bowl and the 2015 NOVA Home Loans Arizona Bowl.

Rolovich's first coaching stint at UH was wildly productive from 2008-11, directing one of the top passing offenses in the nation. He was the quarterbacks coach all four seasons and spent the final two years as the Warriors' offensive coordinator.

For the latter three years of his time with the Warriors, he had play-calling duties, while UH threw for 13,915 yards—an average of 347.9 yards per game—and 96 touchdowns. That includes the 2010 season in which Hawai'i led the nation in passing offense (394.3 ypg) and finished sixth in total offense (500.6 ypg).

Rolovich was a two-year letterwinner at quarterback for Hawai'i from 2000-01, starting the bulk of the 2001 season and leading the team to an 8-1 record as a starter. He passed for 4,176 career yards and 40 touchdowns and still holds six school passing records. The highlight of his career was perhaps one of the best performances in college football history. Rolovich led the Warriors to an upset over previously unbeaten and No. 9 BYU in the 2001 season finale, 72-45, with 543 yards and eight

touchdowns. As a senior that season, he ranked 10th nationally in passing efficiency with a 150.5 rating and broke 19 school passing and eight total offense records. He ended his college career with three consecutive 500-yard passing games, engineering at least 52 points each outing.

Following his collegiate playing career, Rolovich participated in the Dallas Cowboys mini-camp before signing with the Denver Broncos. He was released after the team's final preseason game in 2002. The next year, he was allocated to the Rhein Fire of NFL Europe, where he threw for 907 yards and led the Fire to World Bowl XI.

Rolovich got his coaching start in 2002 as an assistant coach for San Marin (Calif.) High School, later reuniting with his college coach, June Jones, in coaching the Run and Shoot offense as a student assistant at Hawai'i during the 2003-04 seasons.

Prior to his first stint coaching at UH, he returned to Denver in 2003 and was cut following training camp. From there he began a five-year career in the Arena Football League, beginning with the San Jose SaberCats. Serving as veteran Mark Grieb's backup, Rolovich was a member of the Arena Bowl Championship team. He then spent time with the Chicago Rush, Arizona Rattlers and Las Vegas Gladiators. While with the Gladiators, he threw for 1,248 yards and 23 touchdowns and had a passer rating of 104.8 in 2007 before retiring and accepting a full-time role at his alma mater on Greg McMackin's coaching staff.

The Novato, Calif., native earned his bachelor's degree in economics from UH in 2004 and a master's in human performance and sport from New Mexico Highlands (2007).

Rolovich and his wife, Analea, have three sons, Daniel, William and Patrick, and a daughter, Alana.



HEAD COACH

Rolovich Coaching Experience

2016-Present	Hawai'i	Head Coach
2012-15	Nevada	Offensive Coordinator/QBs
2010-11	Hawai'i	Offensive Coordinator
2008-09	Hawai'i	Quarterbacks
2006-07	CC of San Francisco	Quarterbacks
2003-04	Hawai'i	Student Assistant
2002	San Marin High School	Assistant Coach

Achievements

- Coached 42 NFL Players
- 7 Bowl Appearances
- 2 Bowl Championships (Arizona Bowl-2015, Hawai'i Bowl-2016)
- Coached 7 All-Americans
- 2002 Hula Bowl Most Valuable Player
- 2003 World Bowl XI Champion
- Two-Time Junior College All-American (1998, 1999)
- Currently Holds 6 UH Passing Records

Playing Career

- 1998-99 CC of San Francisco
- 2000-01 UH Quarterback
- 2002-03 Rhein Fire (NFL Europe)
- 2004-05 San Jose Sabercats (Arena Football League)
- 2006 Arizona Rattlers (Arena Football League)
- 2006 Chicago Rush (Arena Football League)
- 2006 Dresden Monarchs (German Football League)
- 2007 Las Vegas Gladiators (Arena Football League)

Education/Family

- Bachelor's in Economics - Hawai'i, 2004
- Master's in Human Performance - New Mexico Highlands: 2007
- Married to Analea Rolovich
- 4 children - Daniel, William, Patrick, and Analea
- Hometown - Novato, California



Year-By-Year Record As FBS Head Coach & Assistant

Season	Team	Overall W-L	Conf. W-L	Finish	Bowl
Head Coach					
2016	Hawai'i	7-7	5-3	2nd West	Hawai'i
2017	Hawai'i	3-9	1-7	T5th West	None
2018	Hawai'i	8-6	5-3	2nd West	Hawai'i
		18-22	11-13		
		(.450)	(.458)		
Assistant Coach					
2008	Hawai'i	7-7	5-3	2nd	Hawai'i
2009	Hawai'i	6-7	3-5	5th	None
2010	Hawai'i	10-4	7-1	1st	Hawai'i
2011	Hawai'i	6-7	3-4	4th	None
2012	Nevada	7-6	4-4	5th West	New Mexico
2013	Nevada	4-8	3-5	5th West	None
2014	Nevada	7-6	4-4	3rd West	New Orleans
2015	Nevada	7-6	4-4	2nd West	Arizona

OFFENSIVE COORDINATOR

BRIAN SMITH | OFFENSIVE COORDINATOR/ RUNNING BACKS (8TH SEASON)



ALMA MATER: Hawai'i, 2005

COACHING EXPERIENCE

- **HAWAI'I:** Offensive Coordinator/RBs/TEs (2016-18), Running Backs (2009-11), Offensive Line (2008), Student Assistant (2004)
- **OCCIDENTAL COLLEGE:** Offensive Coordinator/OL (2013-15)
- **CALIFORNIA LUTHERAN:** Offensive Line (2012), Running Backs, Receivers (2005)
- **PORTLAND STATE:** Offensive Line (2007)
- **OREGON STATE:** Graduate Assistant (2006)
- **ROYAL HIGH SCHOOL (CALIF.) :** Offensive Line (2003)

COACHING HIGHLIGHTS

- Coached 19 NFL players.
- Coached six All-Americans.
- Oversaw the No. 9-ranked passing offense in all of college football in 2018, averaging 310 yards per game.
- Mentored quarterback Cole McDonald who ranked nationally in a number of statistical categories in 2018, including No. 6 in passing touchdowns with 36 and No. 8 in total passing yards with 3,875.
- Produced the nation's leading touchdown receiver in 2018 as junior John Ursua snagged 16 touchdown catches, while also finishing No. 5 in receiving yards with 1,343.
- UH averaged 163.8 rushing yards per game in 2016 and 168.2 rushing yards per game in 2017, the highest averages since 1995.
- UH featured a 1,000-yard rusher (Diocemy Saint Juste, 1,006) and 1,000-yard receiver (Marcus Kemp, 1,100) in the same season (2016) for only the second time in program history.
- Mentored running back Diocemy Saint Juste, who became the first rusher in program history to record consecutive 1,000-yard seasons. Saint Juste also set the single-season rushing record in 2017 with 1,510 yards while also breaking 18 school records.
- Spent three seasons (2013-15) as offensive coordinator and offensive line coach at Occidental College in Los Angeles, Calif., where the team averaged 33.8 points and 480.6 yards of total offense per game in 2015 and featured Conference Player of the Year running back Kwame Do, who ran for a single-season record 1,571 yards (174.6 avg.) and 13 touchdowns.
- Prior to Occidental, was offensive line coach at California Lutheran in 2012, his second stint at the school where he began his collegiate coaching career. Helped the Kingsmen to a league championship and second-best scoring offense in NCAA Division III. First full-time coaching job was at Cal Lutheran in 2005, coaching the running backs and receivers.

PLAYING EXPERIENCE

- Hawai'i (1998-2001)

HOMETOWN

- Thousand Oaks, Calif.

EDUCATION

- B.A., Interdisciplinary Studies (2005), Hawai'i
- Master's, Educational Leadership (2014), California Lutheran



COREY BATOON**DEFENSIVE COORDINATOR/
SAFETIES (2ND SEASON)****ALMA MATER: Long Beach State, 1991****COACHING EXPERIENCE**

- **HAWAII:** Defensive Coordinator/Safeties (2018-)
- **FLORIDA ATLANTIC:** Special Teams/Co-Defensive Coordinator/Safeties (2017)
- **OLE MISS:** Special Teams Coordinator/Safeties (2015-16); Recruiting Operations/Defensive Assistant (2012-15)
- **ARKANSAS STATE:** Defensive Backs/Special Teams (2009-11)
- **NORTHERN ARIZONA:** Asst. Head Coach/Defensive Coordinator (1998-2008)
- **MONTANA :** Defensive Line (1997)
- **CENTRAL MISSOURI STATE:** Secondary/ST Coordinator (1996)
- **SAINT MARY'S (CALIF.):** DBs/Recruiting Coordinator (1993-95)
- **PIERCE JUNIOR COLLEGE:** DBs/Special Teams (1991-92)

COACHING HIGHLIGHTS

- Coached 17 NFL players.
- In his first season at UH, spearheaded a statistical improvement in 2018 in sacks and opponent third-down conversions.
- Helped Florida Atlantic to one of the nation's top turnaround seasons (11-3) in 2017 with a Conference USA and Boca Raton Bowl championships.
- At FAU, served as co-defensive coordinator and special-teams coordinator, and coached the safeties. FAU's defense ranked 21st nationally in yards allowed (332.6/game) and 22nd in points allowed (20.2) while surrendering only 179.4 passing yards per game, which ranked 17th. FAU also recorded 15 interceptions, which ranked 21st nationally.
- In 2013 and '14, served as Ole Miss' assistant athletics director for recruiting operations after initially joining the Rebels as assistant AD for player development in '12. Helped the Rebels land four straight top-15 signing classes, including in '13 and '16 that ranked among the nation's top five.
- Member of four straight bowl appearances at Ole Miss including the Sugar Bowl in 2015.
- Assistant coach at Arkansas State from 2009-11, where he coached cornerbacks, safeties and special teams. In his first season, the Red Wolves' secondary helped lead the defense to a Sun Belt Conference No. 1 ranking in total defense and No. 2 ranking in passing defense.
- Spent 11 seasons (1998-2008) as the assistant head coach, defensive coordinator and secondary coach at Northern Arizona. Also served as special teams coordinator during his tenure that saw the Lumberjacks appear in the three FCS playoffs.

PLAYING EXPERIENCE


- Long Beach State (1988-89)
- San Diego Junior College (1986-87)

HOMETOWN

- Honolulu, O'ahu

EDUCATION

- B.S., Political Science (1991), Long Beach State
- Master's, Health and Physical Education and Recreation (1996), Saint Mary's



**CRAIG STUTZMANN | PASS GAME COORDINATOR/
QUARTERBACKS (4TH SEASON)****ALMA MATER: Hawai'i, 2002****COACHING EXPERIENCE**

- **HAWAI'I:** Passing Game Coordinator/Quarterbacks (2016-); Graduate Assistant (2004)
- **EMORY & HENRY:** Offensive Coordinator (2014-15)
- **WEBER STATE:** Wide Receivers (2012-13)
- **RHODES COLLEGE:** Wide Receivers (2011)
- **MEMPHIS:** Graduate Assistant (2010)
- **PORTLAND STATE:** Wide Receivers (2009)
- **SAINT LOUIS SCHOOL:** JV Head Coach (2005-07); Varsity Asst. (2004)
- **KALAHEO HS:** Offensive Coordinator (2003)

COACHING HIGHLIGHTS

- Pass game coordinator for the 2018 squad that finished ninth nationally in passing yards per game (310.3 ypg).
- Mentored two-year starter Dru Brown, who finished sixth on the school's career passing list, and directed Cole McDonald to a breakout 2018 season, ranking No. 6 in the NCAA in passing touchdowns (36) and eighth in passing yards (3,875).

PLAYING EXPERIENCE

- British Columbia - CFL (2002)
- Hawai'i (1998-2001)

HOMETOWN

- Honolulu, O'ahu

EDUCATION

- B.S., Political Science (2002), Hawai'i
- Master's, Education (2014), Hawai'i

**ANDRE ALLEN | WIDE RECEIVERS
(2ND SEASON)****ALMA MATER: Ashford, 2014****COACHING EXPERIENCE**

- **HAWAI'I:** Wide Receivers (2018-)
- **CITY COLLEGE OF SAN FRANCISCO:** Offensive Coordinator/
Wide Receivers (2005-07); Passing Coordinator/Wide Receivers
(1997-2004); Wide Receivers (1991-96)

COACHING HIGHLIGHTS

- Produced the nation's top touchdown threat from the wide receiver position in John Ursua during 2018 with a total of 16 receiving touchdowns.
- Spent his entire 27-year coaching career at City College of San Francisco.
- Helped CCSF capture three national titles (2007, '11, '15) and eight Northern California championships as offensive coordinator.

PLAYING EXPERIENCE

- UT Martin (1989-91)
- City College of San Francisco (1987-88)


HOMETOWN

- San Francisco, Calif.

EDUCATION

- B.A., Liberal Arts (2014), Ashford

MARK WEBER | OFFENSIVE LINE (2ND SEASON)



ALMA MATER: Cal Lutheran, 1980

COACHING EXPERIENCE

- **HAWAII:** Offensive Line (2018-)
- **FRESNO STATE:** Run Game Coordinator/Offensive Line (2016); Offensive Line (2004-05)
- **UTAH STATE:** Associate Head Coach/Offensive Line (2013-15)
- **BYU:** Offensive Line (2007-12)
- **NORTH CAROLINA:** Offensive Line (2006)
- **UCLA:** Offensive Line (1997-2003)
- **UNLV:** Assistant Head Coach/Offensive Line (1994-96)
- **NEVADA:** Assistant Head Coach/Offensive Line (1993)
- **MISSOURI WESTERN:** Defensive Line (1991)
- **OREGON STATE:** Offensive Line (1987-90)
- **WEST TEXAS STATE:** Assistant Coach (1985-86)
- **EASTERN NEW MEXICO:** Assistant Coach (1983-84)
- **SNOW COLLEGE:** Assistant Coach (1982)
- **IDAHO STATE:** Graduate Assistant (1980-81)
- **LOS ANGELES VALLEY COLLEGE:** Assistant Coach (1979)

COACHING HIGHLIGHTS

- Mentored numerous All-Americans and all-conference linemen who went on to play in the NFL, including Logan Mankins at Fresno State and 1998 Outland Trophy winner and All-American Kris Farris at UCLA.
- Member of 18 bowl teams, including UH in 2018, all six years with BYU (2007-12) and five during a seven-year stint at UCLA (1997-2003).

PLAYING EXPERIENCE

- Cal Lutheran (1978-79)

HOMETOWN

- Van Nuys, Calif.

EDUCATION

- B.S., Physical Education (1980), Cal Lutheran
- Master's, Physical Education (1981), Idaho State

RICKY LOGO | DEFENSIVE LINE (2ND SEASON)



ALMA MATER: North Carolina State, 1992

COACHING EXPERIENCE

- **HAWAII:** Defensive Line (2018 -)
- **COLORADO STATE:** Defensive Line (2015-17)
- **HOUSTON:** Defensive Line (2012-14)
- **FURMAN:** Defensive Line (2011)
- **VANDERBILT:** Defensive Line (2007-10)
- **TROY:** Co-Defensive Coordinator/Defensive Line (2005-06); Defensive Line (2002-04)
- **WESTERN CAROLINA:** Assistant HC/Defensive Line (2002)
- **UT CHATTANOOGA:** Defensive Coordinator (2001); Defensive Line (1995-2000)

COACHING HIGHLIGHTS

- In 2018, led the UH defensive front to its highest sack total (30) since the 2011 season.
- Spent five seasons at Troy, including two as co-defensive coordinator, while coaching a pair of eventual NFL All-Pro linemen – Osi Umenyiora and Demarcus Ware.
- Member of 11 bowl teams – seven as an assistant coach and four as a player.

PLAYING EXPERIENCE

- North Carolina State (1989-92)

HOMETOWN

- Santa Ana, Calif.

EDUCATION

- B.A., Sociology (1992), North Carolina State

MARK BANKER | **ASSISTANT HEAD COACH/
INSIDE LINEBACKERS (3RD SEASON)**



ALMA MATER: Springfield College, 1978

COACHING EXPERIENCE

- **HAWAII:** Assistant Head Coach/Inside Linebackers (2018-); OLB/Special Teams (1995)
- **NEBRASKA:** Defensive Coordinator/Safeties (2016); Defensive Coordinator (2015)
- **OREGON STATE:** Defensive Coordinator/Safeties/Linebackers (2003-14); Secondary (1997-98)
- **STANFORD:** Co-Defensive Coordinator/Secondary (2002)
- **SAN DIEGO CHARGERS:** Cornerbacks (1999-2000)
- **USC:** Defensive Line/Linebackers (1996)
- **CAL STATE NORTHRIDGE:** Defensive Coordinator (1981-94)
- **SPRINGFIELD COLLEGE:** QBs/RBs (1979-80); Graduate Asst. (1978)

COACHING HIGHLIGHTS

- A 37-year coaching veteran who has coached in the NFL, Power 5 and FCS levels, including as a defensive coordinator at four different schools.
- Coached linebacker Jahllani Tavai in 2018 as he racked up 82 tackles in just eight games, before being selected in the 2nd round of the NFL Draft.
- As Nebraska's defensive coordinator from 2015, his defense ranked ninth nationally in rushing yards allowed (109.8) in 2015 and in the Top 25 in 3rd-down defense.

PLAYING EXPERIENCE

- Springfield (Mass.) College (1975-77)

HOMETOWN

- Plymouth, Mass.

EDUCATION

- B.A., Physical Education (1978), Springfield College

JACOB YORO | **OUTSIDE LINEBACKERS/NICKELBACKS
(3RD SEASON)**



ALMA MATER: Hawai'i, 2008

COACHING EXPERIENCE

- **HAWAII:** OLB/Nickelbacks (2018-); Safeties (2017)
- **CAL POLY:** Defensive Backs (2015-16)
- **PACIFIC (ORE.):** Assistant Head Coach (2014); Defensive Coord./Linebackers (2010-14)
- **MONTANA WESTERN:** Linebackers (2009)
- **WAIPAHU HS:** Linebackers (2008)
- **SAINT LOUIS SCHOOL:** Defensive Coordinator/LBs (2003-07)
- **MILILANI HS:** Linebackers (2002)

COACHING HIGHLIGHTS

- Produced a host of feared tacklers in two seasons at UH, including safety Trayvon Henderson who earned a free-agent contract with the Cincinnati Bengals. .
- Was defensive coordinator at Pacific University in Forest Grove, Ore., guiding a defense that allowed just 19.6 ppg and ranked fifth among NCAA Division III teams in sacks.

PLAYING EXPERIENCE

- Montana (1998-2001)

HOMETOWN

- Mililani, O'ahu

EDUCATION

- B.A., History (2008), Hawai'i

ABRAHAM ELIMIMIAN | CORNERBACKS (5TH SEASON)



ALMA MATER: Hawai'i, 2014

COACHING EXPERIENCE

- **HAWAI'I:** Cornerbacks (2017-); Secondary (2015-16)
- **SIMON FRASER:** Defensive Coordinator (2013-14)
- **WASHINGTON STATE:** Graduate Assistant (2013)
- **SMU:** Graduate Assistant (2012)
- **CRENSHAW HS:** Defensive Coordinator (2009)

COACHING HIGHLIGHTS

- Has guided four former Warrior defensive backs - Trayvon Henderson, Dejaun Butler, Nick Nelson and Jalen Rogers - who have played in the professional ranks.
- Prior to UH, spent one year as the defensive coordinator at Simon Fraser University.
- Also coached the secondary in stops at SMU and Washington State.

PLAYING EXPERIENCE

- Amsterdam Admirals - NFL Europe (2006-07)
- Hawai'i (2001-04)

HOMETOWN

- Los Angeles, Calif.

EDUCATION

- B.S., Political Science (2004), Hawai'i
- Master's, Liberal Studies (2013), Washington State

MICHAEL GHOBRIAL | SPECIAL TEAMS COORDINATOR (2ND SEASON)



ALMA MATER: UCLA, 2011

COACHING EXPERIENCE

- **HAWAI'I:** Special Team Coordinator (2018-)
- **TARLETON STATE:** DL/OLB/Special Teams Coordinator (2016-17)
- **COLORADO MESA:** DL/OLB/Co-Special Teams Coordinator (2015)
- **SYRACUSE:** Graduate Assistant - DL (2014)
- **UCLA:** Graduate Assistant - DL/ST (2012-13); Quality Control Coach (2011); Undergraduate Assistant (2009-10)

COACHING HIGHLIGHTS

- Guided UH to a No. 5 NCAA ranking in blocked kicks with five, while helping kicker Ryan Meskell to a superb .833 field-goal percentage (15-of-18).
- Has served as special teams coordinator at two other schools, including Tarleton State, where he coached six all-conference performers and guided one of the league's best special teams units.
- In 2017, the Texans ranked in the top two in conference in kickoff-return average, kickoff-return touchdowns, blocked kicks and kickoff coverage.

PLAYING EXPERIENCE

- UCLA (2006-07)

HOMETOWN

- Torrance, Calif.

EDUCATION

- B.A., History (2011), UCLA
- Master's, Social Science & Comparative Education (2014)

DWAIN BRADSHAW | **DIRECTOR OF FOOTBALL ATHLETIC PERFORMANCE (1ST SEASON)**



ALMA MATER: Arizona State, 2014

COACHING EXPERIENCE

- **HAWAII:** Director of Football Athletic Performance (2019-)
- **TEXAS TECH:** Assistant Strength & Conditioning Coach (2018)
- **USC:** Assistant Strength & Conditioning Coach (2017)
- **AUBURN:** Strength & Conditioning GA (2015-17)
- **ARIZONA STATE:** Sports Performance Intern (2014)

PLAYING EXPERIENCE

- Arizona State (2011-13)
- Mt. San Antonio College (2009-10)

HOMETOWN

- Chino Hills, Calif.

EDUCATION

- B.S., Kinesiology and Exercise Science (2014), Arizona State
- Master's, Adult Education and Leadership (2016), Auburn



VA'A NIUMATALOLO

GRADUATE ASSISTANT OFFENSE

- Will work primarily with the Warrior offensive line.
- Served as an offensive intern for UH in 2018.
- Played linebacker at BYU.
- Son of current Navy head coach and former UH player Kenny Niumatalolo.
- Hometown is Annapolis, Md.



BRODIE NAKAMA

GRADUATE ASSISTANT SPECIAL TEAMS

- Third season on staff after serving as an intern (2017-18).
- Assists primarily with special teams.
- Former UH long snapper, who did not have an errant snap in four seasons as a starter.
- Hometown is Santa Clara, Calif.



JACK PEREZ

GRADUATE ASSISTANT DEFENSE

- Second season on staff after serving as an intern in 2018.
- Will work primarily with the Warrior linebackers.
- Played four seasons at Division III Pacific in Oregon and earned All-America honors at linebacker as a senior.
- Hometown is Petaluma, Calif.



RAFAEL AGUILAR

GRADUATE ASSISTANT DEFENSE

- First season on the UH staff.
- Will work primarily with the UH defensive line.
- Coached two previous seasons at American River College in California.
- Played center for both American River and Prairie View A&M.
- Hometown is Sacramento, Calif.

FOOTBALL STAFF



JASON CVERCKO
Chief of Staff




JOSH OMURA
Recruiting Quality Control




OLIVIA VEA
Video Coordinator



MYLES GOTA
Director of Operations



WOODY BLEVINS
Quality Control Coach



KOLNEY CASSEL
Quality Control Coach



JOHNNIE MACK
Quality Control Coach



RYAN MATVIKO
Quality Control Coach



JOSH ELMS
Strength Coach



BRIAN WONG
Athletic Trainer



AL GINOZA
Equipment Manager



BRANDON DEVIE
Equipment Manager



SKYENA ANTOLIN
Football Manager



COURTNEY TSUMOTO
Academic Advisor

2019 OPPONENTS

GAME 1: ARIZONA

Saturday, Aug. 24
Aloha Stadium (50,000)
Honolulu, O'ahu
Time: 4:30 p.m. HT
TV: CBS Sports Network



TEAM INFORMATION

2018 Record: 5-7
2018 Pac-12 Record (Finish): 4-5 (T-4th)
2018 Bowl Appearance: None

COACHING STAFF

Head Coach: Kevin Sumlin
Record at School (Years): 0-0 (0)
Career Record (Years): 86-43 (10)
OC/QB: Noel Mazzone; **DC/SAF:** Marcel Yates; **IR:** Theron Aych; **OL:** Kyle DeVan; **CB:** Demetrice Martin;
OR: Taylor Mazzone; **LB:** John Rushing; **ST:** Jeremy Springer; **DL:** Iona Uiagalelei; **SDA:** Chuck Cecil

SPORTS INFORMATION

SID: Blair Willis
Office Phone: (520) 621-2200
Cell Phone: (520) 419-2979
Email: bmw23@arizona.edu
Website: arizonawildcats.com
Twitter: @ArizonaFBall

SERIES HISTORY

Overall Series Record: UA leads 5-0
in Honolulu: UA leads 3-0
in Tucson: UA leads 2-0
Last Meeting: Sept. 17, 2016
Result: UA, 47-28
Current Streak: UA, 5
Series Results: See page 160

2019 SCHEDULE

Aug 24 at Hawai'i
Sept 7 Northern Arizona
Sept 14 Texas Tech
Sept 28 UCLA
Oct 5 at Colorado
Oct 12 Washington
Oct 19 at USC
Oct 26 at Stanford
Nov 2 Oregon State
Nov 16 at Oregon
Nov 23 Utah
Nov 29 at Arizona State

GAME 2: OREGON STATE

Saturday, Sept. 7
Aloha Stadium (50,000)
Honolulu, O'ahu
Time: 6:00 p.m. HT
TV: Spectrum Sports



TEAM INFORMATION

2018 Record: 2-10
2018 Pac-12 Record (Finish): 1-8 (T-6th)
2018 Bowl Appearance: None

COACHING STAFF

Head Coach: Jonathan Smith
Record at School (Years): 2-10 (1)
Career Record (Years): Same
SC: Blue Adams; **LB:** Trent Bray; **ST:** Jake Cookus; **WR:** Kefense Hynson; **OC/QB:** Brian Lindgren; **RG/OL/AC:** Jim Michalczik; **DL:** Legi Suaunoa; **RB:** Michael Pitre;
DC: Tim Tibesar; **TE:** Brain Wozniak

SPORTS INFORMATION

SID: Steve Fenk
Office Phone: (541) 737-3969
Cell Phone: (541) 737-3720
Email: Steve.Fenk@oregonstate.edu
Website: osubeavers.com
Twitter: @BeaverFootball

SERIES HISTORY

Overall Series Record: OSU leads 7-3
in Honolulu: OSU leads 5-3
in Corvallis: OSU leads 2-0
Last Meeting: Sept. 6, 2014
Result: OSU, 38-30
Current Streak: OSU, 4
Series Results: See page 162

2019 SCHEDULE

Aug 30 Oklahoma State
Sept 7 at Hawai'i
Sept 14 Cal Poly
Sept 28 Stanford
Oct 5 at UCLA
Oct 12 Utah
Oct 19 at California
Nov 2 at Arizona
Nov 8 Washington
Nov 16 Arizona State
Nov 23 at Washington State
Nov 30 at Oregon

2019 OPPONENTS

GAME 3: WASHINGTON

Saturday, Sept. 14

Husky Stadium (70,138)

Seattle, Wash.

Time: 4:30 p.m. PT

TV: Pac-12 Network



TEAM INFORMATION

2018 Record: 10-4

2018 Pac-12 Record (Finish): 8-2 (T-1st)

2018 Bowl Appearance: Rose Bowl (L, 23-28, Ohio State)

COACHING STAFF

Head Coach: Chris Petersen

Record at School (Years): 47-21 (5)

Career Record (Years): 139-33 (13)

DC/DB: Jimmy Lake; **OC/QB:** Bush Hamdan, **WR:** Junior Adams; **RB:** Keith Bhonapha; **AC/ST/ILB:** Bob Gregory; **OL/RG:** Scott Huff; **DL:** Ikaika Malloe; **TE:** Jordan Paopao; **DC/OLB:** Pete Kwiatkowski

SPORTS INFORMATION

SID: Jeff Bechtold

Office Phone: (206) 543-2210

Cell Phone: (206) 683-7910

Email: bechtold@uw.edu

Website: gohuskies.com

Twitter: @UW_Football

SERIES HISTORY

Overall Series Record: UW leads 3-2

in Honolulu: UW leads 2-1

in Seattle: Tied 1-1

Last Meeting: Aug. 30, 2014

Result: UW, 17-16

Current Streak: UW, 2

Series Results: See page 165

2019 SCHEDULE

Aug 31 Eastern Washington
Sept 7 California
Sept 14 Hawai'i
Sept 21 at Brigham Young
Sept 28 USC
Oct 5 at Stanford
Oct 12 at Arizona
Oct 19 Oregon
Nov 2 Utah
Nov 8 at Oregon State
Nov 23 at Colorado
Nov 29 Washington State

GAME 4: CENTRAL ARKANSAS

Saturday, Sept. 21

Aloha Stadium (50,000)

Honolulu, O'ahu

Time: 6:00 p.m. HT

TV: Spectrum Sports



TEAM INFORMATION

2018 Record: 6-5

2018 Southland Record (Finish): 5-4 (T-5th)

2018 Bowl Appearance: None

COACHING STAFF

Head Coach: Nathan Brown

Record at School (Years): 6-5 (1)

Career Record (Years): Same

AC/TE: Brooks Hollingsworth; **OC/QB:** Ken Collums,

DC/LB: Chad Williams; **OL:** Gunnar Boykin; **DL** Tony

Davis; **CB:** Reggie Howard; **WR/ST:** Ryan Howard; **SAF:**

Chaz Scales; **OLB/B:** Jacob Sisk

SPORTS INFORMATION

SID: Charlie Skinner

Office Phone: (501) 852-0708

Cell Phone: (501) 339-7417

Email: cskinner@uca.edu

Website: ucasports.com

Twitter: @UCA_Football

SERIES HISTORY

Overall Series Record: UH leads 1-0

in Honolulu: UH leads 1-0

in Conway: None

Last Meeting: Sept. 4, 2009

Result: UH, 25-20

Current Streak: UH, 1

Series Results: See page 160

2019 SCHEDULE

Aug 29 at Western Kentucky
Sept 7 at Austin Peay
Sept 14 Abilene Christian
Sept 21 at Hawai'i
Oct 5 at Nicholls State
Oct 12 McNeese State
Oct 19 at Northwestern State
Oct 26 Sam Houston State
Nov 2 at Lamar
Nov 9 Southeastern Louisiana
Nov 16 Stephen F. Austin
Nov 22 at Incarnate World

2019 OPPONENTS

GAME 5: NEVADA

Saturday, Sept. 28

Mackay Stadium (30,000)

Reno, Nev.

Time: TBA

TV: ESPN Networks



TEAM INFORMATION

2018 Record: 8-5

2018 MW Record (Finish): 5-3 (3rd-West)

2018 Bowl Appearance: None

COACHING STAFF

Head Coach: Jay Norvell

Record at School (Years): 11-14 (2)

Career Record (Years): Same

OL: Angus McClure; **DC/LB:** Jeff Casteel, **OC/QB:** Matt

Mumme; **ST:** Tommy Perry; **TE:** Timmy Chang; **DL:**

Jackie Shipp; **SAF:** Mike Chamoures; **WR:** Eric Scott;

RB: Vai Taua

SPORTS INFORMATION

SID: Chad Hartley

Office Phone: (775) 682-6982

Cell Phone: (775) 229-5513

Email: hartleyc@unr.edu

Website: NevadaWolfPack.com

Twitter: @NevadaFootball

SERIES HISTORY

Overall Series Record: NEV leads 14-9

in Honolulu: UH leads 8-6

in Reno: UN leads 8-1

Last Meeting: Oct. 20, 2018

Result: NEV, 40-22

Current Streak: NEV, 2

Series Results: See page 162

2019 SCHEDULE

Aug 30	Purdue
Sept 7	at Oregon
Sept 14	Weber State
Sept 21	at UTEP
Sept 28	Hawai'i
Oct 12	San José State
Oct 19	at Utah State
Oct 26	at Wyoming
Nov 2	New Mexico
Nov 9	at San Diego State
Nov 23	at Fresno State
Nov 30	UNLV

GAME 6: BOISE STATE

Saturday, Oct. 12

Albertsons Stadium

(36,387)

Boise, Idaho

Time: TBA

TV: ESPN Networks



TEAM INFORMATION

2018 Record: 10-3

2018 MW Record (Finish): 7-1 (T-1st)

2018 Bowl Appearance: First Responder Bowl
(Cancelled, Boston College)

COACHING STAFF

Head Coach: Bryan Harsin

Record at School (Years): 52-13 (5)

Career Record (Years): 59-20 (

OC/OB: Zak Hill; **TE:** Kent Riddle, **OC/WR:** Eric Kiesau;

DC/OLB: Jeff Schmedding; **DC/DL:** Spencer Danielson;

ILB: Zac Alley; **OL:** Brad Bedell; **CB:** Jalil Brown; **SAF/N:**

Gabe Franklin; **STC/RB:** Lee Marks

SPORTS INFORMATION

SID: Joe Nickell

Office Phone: (208) 426-3868

Cell Phone: (208) 631-5438

Email: joenickell@boisestate.edu

Website: broncosports.com

Twitter: @BroncoSportsFB

SERIES HISTORY

Overall Series Record: BSU leads 12-3

in Honolulu: BSU leads 5-3

in Boise: BSU leads 7-0

Last Meeting: Nov. 12, 2016

Result: BSU, 52-16

Current Streak: BSU, 6

Series Results: See page 160

2019 SCHEDULE

Aug 31	at Florida State
Sept 6	Marshall
Sept 14	Portland State
Sept 20	Air Force
Oct 5	at UNLV
Oct 12	Hawai'i
Oct 19	at Brigham Young
Nov 2	at San José State
Nov 9	Wyoming
Nov 16	New Mexico
Nov 23	at Utah State
Nov 29	at Colorado State

2019 OPPONENTS

GAME 7: AIR FORCE

Saturday, Oct. 19

Aloha Stadium (50,000)

Honolulu, O'ahu

Time: 5:00 p.m. HT

TV: CBS Sports Network



TEAM INFORMATION

2018 Record: 5-7

2018 MW Record (Finish): 3-5 (T-4th)

2018 Bowl Appearance: None

COACHING STAFF

Head Coach: Troy Calhoun

Record at School (Years): 82-60 (12)

Career Record (Years): Same

OB: Jake Campbell; **DL:** Tim Cross, **TE:** Nick Jones; **DA:**

Brain Knorr; **OL:** Steve Lobotzke; **RB/SPE:** Ben Miller;

SEC: John Rudzinski; **R:** Taylor Stubblefield; **OC/QB:**

Mike Thiessen; **IL:** Ron Vanderlinden; **SEC:** Chip Vaughn;

OL: Matt Weikert

SPORTS INFORMATION

SID: Troy Garnhart

Office Phone: (719) 333-9263

Cell Phone: (719) 649-5003

Email: troy.garnhart@usafa.edu

Website: goairforcefalcons.com

Twitter: @AFFootball

SERIES HISTORY

Overall Series Record: AF leads 13-7-1

in Honolulu: AF leads 7-5-1

in Colorado Springs: AF leads 6-2

Last Meeting: Oct. 22, 2016

Result: UH, 34-27 (ot)

Current Streak: UH, 1

Series Results: See page 160

2019 SCHEDULE

Aug 31	Colgate
Sept 14	at Colorado
Sept 20	at Boise State
Sept 27	San José State
Oct 5	at Navy
Oct 12	Fresno State
Oct 19	at Hawai'i
Oct 26	Utah State
Nov 2	Army
Nov 9	at New Mexico
Nov 16	at Colorado State
Nov 30	Wyoming

GAME 8: NEW MEXICO

Saturday, Oct. 26

Dreamstyle Stadium

(39,224)

Albuquerque, New Mexico

Time: TBA

TV: TBA



TEAM INFORMATION

2018 Record: 3-9

2018 MW Record (Finish): 1-7 (T-5th)

2018 Bowl Appearance: None

COACHING STAFF

Head Coach: Bob Davie

Record at School (Years): 30-45 (7)

Career Record (Years): 65-70 (12)

OC/OL: Calvin Magee; **OR/OL:** Saga Tuitele, **OP/QB:**

Apollo Wright; **WR:** Scott Baumgartner; **TE:** Clay Davie;

DC/ILB: Kevin Cosgrove; **SPE/CB:** Perry Eliano; **DP/**

SAF: Jordan Peterson; **DL:** Stan Eggen; **OLB:** Archie

McDaniel

SPORTS INFORMATION

SID: Frank Mercogliano

Office Phone: (505) 925-5501

Cell Phone: (505) 410-4844

Email: fmercog@unm.edu

Website: golobos.com

Twitter: @UNMLoboFB

SERIES HISTORY

Overall Series Record: UH leads 14-10

in Honolulu: UH leads 11-6

in Albuquerque: UNM leads 4-3

Last Meeting: Oct. 29, 2016

Result: UNM, 28-21

Current Streak: UNM, 7

Series Results: See page 162

2019 SCHEDULE

Aug 31	Sam Houston State
Sept 14	at Notre Dame
Sept 21	New Mexico State
Sept 28	at Liberty State
Oct 4	at San José State
Oct 11	Colorado State
Oct 19	at Wyoming
Oct 26	Hawai'i
Nov 2	at Nevada
Nov 9	Air Force
Nov 16	at Boise State
Nov 30	Utah State

2019 OPPONENTS

GAME 9: FRESNO STATE

Saturday, Nov. 2

Aloha Stadium (50,000)

Honolulu, O'ahu

Time: 6:00 p.m. HT

TV: Spectrum Sports



TEAM INFORMATION

2018 Record: 12-2

2018 MW Record (Finish): 7-1 (1st-West)

2018 Bowl Appearance: Mitsubishi Motors Las Vegas Bowl (W, 31-20, Arizona State)

COACHING STAFF

Head Coach: Jeff Tedford

Record at School (Years): 22-6 (2)

Career Record (Years): 104-63 (13)

OC/OL: Ryan Grubb; **DC:** Bert Watts, **RB/ST:** Jamie Christian; **QB:** Danny Langsford; **WR:** Kirby Moore;

DL: Will Plemons; **LB:** Kenwick Thompson; **TE:** Scott Thompson; **DB:** J.D. Williams **AOL:** Roman Sapolu

SPORTS INFORMATION

SID: Matt Burkholder

Office Phone: (559) 278-6186

Cell Phone: (559) 862-3771

Email: mburkholder@csufresno.edu

Website: GoBulldogs.com

Twitter: @FresnoStateFB

SERIES HISTORY

Overall Series Record: FS leads 28-22-1

in Honolulu: UH leads 14-13

in Fresno: FS leads 15-8-1

Last Meeting: Oct. 27, 2018

Result: FS, 50-20

Current Streak: FS, 2

Series Results: See page 161

2019 SCHEDULE

Aug 31 at USC

Sept 7 Minnesota

Sept 21 Sacramento State

Sept 28 at New Mexico State

Oct 12 at Air Force

Oct 18 UNLV

Oct 26 Colorado State

Nov 2 at Hawai'i

Nov 9 Utah State

Nov 15 at San Diego State

Nov 23 Nevada

Nov 30 at San José State

GAME 10: SAN JOSÉ STATE

Saturday, Nov. 9

Aloha Stadium (50,000)

Honolulu, O'ahu

Time: 6:00 p.m. HT

TV: Spectrum Sports



TEAM INFORMATION

2018 Record: 1-11

2018 MW Record (Finish): 1-7 (6th-West)

2018 Bowl Appearance: None

COACHING STAFF

Head Coach: Brent Brennan

Record at School (Years): 3-22 (2)

Career Record (Years): Same

DC: Derrick Odum; **OC/TE:** Andrew Sowder, **OL/RGC:** Joe Bernardi; **RB:** Alonzo Carter; **WR:** Kevin Cummings;

LB: Bojay Filimoeatu; **ST:** Fred Guidici; **QB/PGC:** Ryan Gunderson; **DL:** Joe Seumalo; **DB:** Will Harris

SPORTS INFORMATION

SID: Lawrence Fan

Office Phone: (408) 924-1217

Cell Phone: (408) 768-3424

Email: lawrence.fan@sjsu.edu

Website: SJSUSpartans.com

Twitter: @SJSUSpartanFB

SERIES HISTORY

Overall Series Record: UH leads 21-19-1

in Honolulu: SJSU leads 13-12

in San José : UH leads 9-6-1

Last Meeting: Sept. 29, 2018

Result: UH, 44-41 (5ot)

Current Streak: UH, 3

Series Results: See page 163-164

2019 SCHEDULE

Aug 29 Northern Colorado

Sept 7 Tulsa

Sept 21 at Arkansas

Sept 27 at Air Force

Oct 4 New Mexico

Oct 12 Nevada

Oct 19 San Diego State

Oct 26 at Army

Nov 2 Boise State

Nov 9 at Hawai'i

Nov 23 at UNLV

Nov 30 Fresno State

2019 OPPONENTS

GAME 11: UNLV

Saturday, Nov. 16

Sam Boyd Stadium (35,500)

Las Vegas, Nev.

Time: TBA

TV: TBA



TEAM INFORMATION

2018 Record: 4-8

2018 MW Record (Finish): 2-6 (5th-West)

2018 Bowl Appearance: None

COACHING STAFF

Head Coach: Tony Sanchez

Record at School (Years): 16-32 (4)

Career Record (Years): Same

OC/TE: Barney Cotton; **DC/LB:** Tim Skipper; **ST/RB:**

Travis Burkett; **RGC/OL:** Garin Justice; **WR:** Cedric

Cormier; **QB:** Ron O'Dell; **DL:** Tony Samuel; **OLB:** Eric

Brown; **SAF:** Al Simmons; **CB:** Steve Irvin

SPORTS INFORMATION

SID: Mark Wallington

Office Phone: (702) 895-4472

Cell Phone: (702) 528-6291

Email: mark.wallington@unlv.edu

Website: UNLVRebels.com

Twitter: @unlvfootball

SERIES HISTORY

Overall Series Record: UH leads 16-12

in Honolulu: UH leads 11-3

in Las Vegas: UNLV leads 9-5

Last Meeting: Nov. 7, 2018

Result: UH, 35-28

Current Streak: UH, 1

Series Results: See page 164

2019 SCHEDULE

Aug 31 Southern Utah

Sept 7 Arkansas State

Sept 14 at Northwestern

Sept 28 at Wyoming

Oct 5 Boise State

Oct 12 at Vanderbilt

Oct 18 at Fresno State

Oct 26 San Diego State

Nov 2 at Colorado State

Nov 16 Hawai'i

Nov 23 San José State

Nov 30 at Nevada

GAME 12: SAN DIEGO STATE

Saturday, Nov. 23

Aloha Stadium (50,000)

Honolulu, O'ahu

Time: 6:00 p.m. HT

TV: Spectrum Sports



TEAM INFORMATION

2018 Record: 7-6

2018 MW Record (Finish): 4-4 (4th-West)

2018 Bowl Appearance: Frisco Bowl (L, 0-27, Ohio)

COACHING STAFF

Head Coach: Rocky Long

Record at School (Years): 71-35 (8)

Career Record (Years): 136-104 (19)

OC/RB: Jeff Horton; **DC/LB:** Zach Arnett; **WR:** Hunkle

Cooper; **TE/PGC:** Ron Caragher; **ST:** Doug Deakin; **DL:**

Brady Hoke; **QB:** Blane Morgan; **SEC:** Richard Sanchez;

OL: Mike Schmidt; **CB:** Demetrius Sumler

SPORTS INFORMATION

SID: Mike May

Office Phone: (619) 594-3023

Cell Phone: (619) 957-8372

Email: mmay@mail.sdsu.edu

Website: GoAztecs.com

Twitter: @Aztec_Football

SERIES HISTORY

Overall Series Record: SDSU leads 21-10-2

in Honolulu: SDSU leads 11-6-2

in San Diego: SDSU leads 10-4

Last Meeting: Nov. 24, 2018

Result: UH, 31-30 (ot)

Current Streak: UH, 1

Series Results: See page 163

2019 SCHEDULE

Aug 31 Weber State

Sept 7 at UCLA

Sept 14 at New Mexico State

Sept 21 Utah State

Oct 5 at Colorado State

Oct 12 Wyoming

Oct 19 at San José State

Oct 26 at UNLV

Nov 9 Nevada

Nov 15 Fresno State

Nov 23 at Hawai'i

Nov 30 at Brigham Young

GAME 13: ARMY WEST POINT

Saturday, Nov. 30
Aloha Stadium (50,000)
Honolulu, O'ahu
Time: 7:30 p.m. HT
TV: CBS Sports Network



TEAM INFORMATION

2018 Record: 11-2
2018 Bowl Appearance: Lockheed Martin Armed Forces Bowl (W, 70-14, Houston)
Offensive Scheme: Triple Option
Defensive Scheme: 3-4

COACHING STAFF

Head Coach: Jeff Monken
Record at School (Years): 35-28 (5)
Career Record (Years): 73-44 (8)
DC: John Loose; **OC/OL:** Brent Davis; **CB:** Daryl Dixon;
ILB: Kevin Corless; **OLB:** Matt Hachmann **WR:** Marcus Edwards; **ST:** Mike Krysl; **SAF:** Josh Christian-Young; **TE:** Sean Saturnio; **OL:** Pat Tresey; **FB:** Mike Viti; **QB:** Mitch Ware; **RB:** Tucker Waugh; **DL:** Kevin Lewis

SPORTS INFORMATION

SID: Kat Castner
Office Phone: (845) 938-7197
Cell Phone: (845) 764-0198
Email: kaitlyn.castner@westpoint.edu
Website: GoArmyWestPoint.com
Twitter: @ArmyWP_Football

SERIES INFORMATION

Overall Series Record: UH leads 3-1
in Honolulu: UH leads 2-0
in West Point: UH leads 1-1
Last Meeting: Sept. 15, 2018
Result: Army, 28-21
Current Streak: Army, 1
Series Results: See page 160

2019 SCHEDULE

Aug 30	Rice
Sept 7	at Michigan
Sept 14	at UTSA
Sept 21	Morgan State
Oct 5	Tulane
Oct 12	at Western Kentucky
Oct 19	at Georgia State
Oct 26	San José State
Nov 2	at Air Force
Nov 9	Massachusetts
Nov 16	VMU
Nov 30	at Hawai'i
Dec 14	at Navy

2019 Schedule Notes

- UH will host eight regular-season home games this season, its most since 2006.
- UH's first three opponents all hail from the Pac-12.
- UH is 30-61 all-time against the Pac-12. UH's last six wins against the Power 5 have come against Pac-12 squads.
- The last time UH faced three Pac-12 squads in the same season was 2014 (Washington, Oregon State, Colorado).
- UH's lone non-conference road game is at Washington on Sept. 14. The Warriors have dropped 16 of its last 17 non-conference road games dating back to 2010.
- UH and Oregon State will meet for the first time since 2014. Beaver assistant coaches Legi Suiaunoa and Kefense Hynson spent two seasons (2016-17) on Nick Rolovich's staff before joining OSU in 2018, while former UH special teams coordinator Jake Cookus (2015) is also on the OSU staff.
- UH and Arizona will face off on Aug. 25, a fitting season opener following the passing of college coaching great Dick Tomey in May 2019. Tomey coached at UH for 10 seasons (1977-86) before heading to Arizona for 14 seasons (1987-2000).
- UH and San José State will play for the newly created Dick Tomey Legacy Trophy on Nov. 9 in Honolulu. Tomey served as the Spartans' head coach from 2005-09.
- UH is in possession of all three of its rivalry trophies – the Kuter Trophy (Air Force), the Paniolo Trophy (Wyoming) and the Island Showdown Trophy (UNLV). UH will face Air Force on Oct. 19 and UNLV on Nov. 16. UH will not play Wyoming until the 2021 season.
- UH will face both Air Force and Army this season. UH has played at least one of the service academies in seven of the previous 10 seasons. UH is a combined 13-15-1 all-time versus Air Force, Army and Navy.
- UH will look to keep its streak of 16 straight wins over FCS opponents alive when it faces Central Arkansas on Sept. 21.
- It will also be Homecoming against Central Arkansas for UH. This will be the school's earliest-ever Homecoming, eclipsing last year's Sept. 22 date vs. Duquesne.

RIVALRY TROPHIES

PANILOLO TROPHY



- Awarded to the winner of the Hawai'i-Wyoming football game.
- Named after the Hawaiian word for cowboy,
- Donated by the Wyoming Paniolo Society, a group of Hawai'i residents with roots in Wyoming in an effort to strengthen the bond of friendship between the two institutions.
- The trophy was awarded annually from 1979-97 when both teams were members of the Western Athletic Conference.
- Renewed in 2013 when the teams met for the first time as Mountain West rivals.

Date	Result	Location	Date	Result	Location	Date	Result	Location
10/06/18	UH 17, WYO 13	Honolulu	11/19/94	WYO 13, UH 10	Honolulu	11/29/86	UH 35, WYO 19	Honolulu
09/23/17	WYO 28, UH 21	Laramie	10/23/93	WYO 48, UH 10	Laramie	10/12/85	UH 26, WYO 18	Laramie
10/11/14	UH 38, WYO 28	Honolulu	11/21/92	UH 42, WYO 18	Honolulu	11/03/84	UH 31, WYO 28	Honolulu
11/23/13	WYO 59, UH 56 (ot)	Laramie	08/31/91	UH 32, WYO 17	Laramie	11/26/83	WYO 31, UH 13	Honolulu
09/13/97	WYO 35, UH 6	Honolulu	11/17/90	UH 38, WYO 17	Honolulu	10/02/82	WYO 28, UH 10	Honolulu
09/14/96	WYO 66, UH 0	Laramie	09/16/89	WYO 20, UH 15	Laramie	10/10/81	UH 14, WYO 9	Laramie
09/14/96	WYO 66, UH 0	Laramie	11/19/88	WYO 28, UH 22	Honolulu	09/27/80	WYO 45, UH 25	Laramie
09/16/95	WYO 52, UH 6	Laramie	11/28/87	WYO 24, UH 20	Honolulu	11/17/79	WYO 21, UH 13	Honolulu

KUTER TROPHY (pronounced COO-ter)

- Awarded to the winner of the Hawai'i-Air Force football game.
- Named for the late General Laurence S. Kuter, the first head of the Pacific Air Forces Command in 1957.
- Conceived by UH, sponsored by the Pacific Air Command, and designed by the Air Force Academy.
- Presented annually from 1980-97 when both teams were members of the Western Athletic Conference.
- Renewed in 2001 during a non-conference game and again with UH joining the Mountain West Conference in 2012.



Date	Result	Location	Date	Result	Location
10/22/16	UH 34, AF 27 2ot	Colorado Springs	11/23/91	AF 24, UH 20	Honolulu
10/31/15	AF 57, UH 7	Honolulu	09/08/90	AF 27, UH 3	Colorado Springs
11/16/12	AF 21, UH 7	Colorado Springs	12/09/89	UH 35, AF 35	Honolulu
11/24/01	UH 52, AF 30	Honolulu	11/26/88	UH 19, AF 14	Honolulu
11/01/97	AF 34, UH 27	Honolulu	11/21/87	AF 34, UH 31	Honolulu
10/26/96	AF 34, UH 7	Colorado Springs	08/30/86	AF 24, UH 17	Colorado Springs
11/25/95	AF 45, UH 28	Honolulu	11/23/85	AF 27, UH 20	Honolulu
12/03/94	AF 37, UH 24	Honolulu	11/05/83	AF 45, UH 10	Colorado Springs
11/20/93	UH 45, AF 17	Honolulu	11/27/82	UH 45, AF 21	Honolulu
09/12/92	UH 6, AF 3	Colorado Springs	11/29/80	UH 20, AF 12	Honolulu



ISLAND SHOWDOWN TROPHY

- Awarded to the winner of the Hawai'i-UNLV football game.
- Sponsored by The California Hotel, the trophy includes both a pineapple - a Vegas-style gold pineapple - and a variation of the Welcome to Fabulous Las Vegas sign.
- Las Vegas has earned the nickname "The Ninth Island" for its long-standing popularity with Hawai'i visitors and transplants.
- Debuted in 2017, although UNLV and Hawai'i squared off 25 times prior between 1969 and 2016.

Date	Result	Location
11/17/18	UH 35, UH 28	Honolulu
11/04/17	UNLV 31, UH 23	Las Vegas

2018 GAME RECAPS

GAME 1

HAWAI'I 43
COLORADO STATE 34

August 25, 2018 • 5:30 p.m. MT

Fort Collins, Colo. • Canvas Stadium

Attendance: 31,007



	1	2	3	4	OT	Final
Hawai'i (1-0)	10	13	14	6	-	43
Colorado State (0-1)	7	0	13	14	-	34

SCORING SUMMARY

					UH	CSU
1st	UH	TD	10:02	Ursua 4-yd pass from McDonald (Meskell kick)	7	0
	CSU	TD	5:26	Johnson 10-yd pass from Carta-Samuels (Bryan kick)	7	7
	UH	FG	1:18	Meskell 21 yd field goal	10	7
2nd	UH	TD	11:32	McDonald 12-yd run (Gaudion pass failed)	16	7
	UH	TD	0:28	McDonald 6-yd run (Meskell kick)	23	7
3rd	UH	TD	8:48	Ursua 19-yd pass from McDonald (Meskell kick)	30	7
	UH	TD	3:35	Byrd 55-yd pass from McDonald (Meskell kick)	37	7
	CSU	TD	2:20	Williams 7-yd pass from Carta-Samuels (Bryan kick)	37	14
	CSU	TD	0:08	Johnson 58-yd pass from Carta-Samuels (Carta-Samuels pass failed)	37	20
4th	CSU	TD	8:15	Williams 26-yd pass from Carta-Samuels (Bryan kick)	37	27
	UH	FG	6:42	Meskell 30-yd field goal	40	27
	CSU	TD	4:42	Matthews 9-yd pass from Carta-Samuels (Bryan kick)	40	34
	UH	FG	0:44	R. Meskell 35-yd field goal	43	34

GAME NOTES

- ▶ UH got off to a fast start and held off a late rally by the Rams to pick up the team's first win in Fort Collins in 30 years.
- ▶ It was UH's first win over the Rams in eight tries and its first since joining the Mountain West (1-4) in 2012.
- ▶ UH's run-n-shoot offense made a glorious return, scoring on six of its first seven possessions and racking up 617 total yards—its highest total in nearly five years.
- ▶ The Warriors defense held the Rams scoreless on six straight possessions spanning more than two quarters, helping UH build a commanding 30-point lead.
- ▶ UH led 23-7 at halftime and 37-7 late in the third quarter. It was UH's biggest halftime lead on the road since 2010.
- ▶ Sophomore quarterback Cole McDonald set a new record for passing yards (418) in a UH quarterback's starting debut. McDonald also ran for 96 yards and accounted for five touchdowns (3 pass, 2 rush).
- ▶ Cedric Byrd's 181 receiving yards were the most-ever by a player in his UH debut.
- ▶ A total of 11 players made their first career starts as Rainbow Warriors, eight on offense and three on defense. Three of the starters were true freshmen.
- ▶ Ryan Meskell went a perfect 3-of-3 on field-goal attempts, including a 35-yarder in the final minute that iced the game. Meskell was 1-of-4 on field goals last year.

TEAM STAT COMPARISON

	UH	CSU
FIRST DOWNS	30	29
RUSHES-YARDS (NET)	36-199	25-116
PASSING YDS (NET)	418	537
Passes Att-Comp-Int	26-37-0	34-51-1
TOTAL OFFENSE PLAYS-YARDS	73-617	76-653
Fumble Returns-Yards	0-0	0-0
Punt Returns-Yards	2-5	0-0
Kickoff Returns-Yards	2-43	6-119
Interception Returns-Yards	1-0	0-0
Punts (Number-Avg)	3-47.7	4-44.0
Fumbles-Lost	1-1	0-0
Penalties-Yards	10-65	12-120
Possession Time	34:43	25:17
Third-Down Conversions	4 of 12	10 of 16
Fourth-Down Conversions	2 of 2	1 of 1
Red-Zone Scores-Chances	7-7	3-3
Sacks By: Number-Yards	0-0	1-3

HAWAI'I TOP PERFORMERS

RUSHING:	No.	Yds.	Avg.	TD	LG
McDonald	13	96	7.4	2	21
Holly III	16	68	4.2	0	21
Furuta	7	35	5.0	0	8

PASSING:	C-Att-I	Yds	TD	LG	SK
McDonald	26-37-0	418	3	55	0

RECEIVING:	No.	Yds.	TD	LG
Byrd	11	181	1	55
Ursua	7	123	2	50
Holly III	2	38	0	23
Armstrong-Brown	2	34	0	26
Furuta	2	22	0	14

DEFENSE:	TOT	SK	TFL	INT	PBU
Matautia	10	0.0	1.0	0	0
Okeke	8	0.0	0	0	0
Ford	5	0.0	0	1	0

2018 GAME RECAPS

GAME 2

N^{*} NAVY **41**
H HAWAI'I **59**

September 1, 2018 • 5:00 p.m. HT

Honolulu, O'ahu • Aloha Stadium

Attendance: 29,702



	1	2	3	4	OT	Final
Navy (0-1)	0	14	14	13	-	41
Hawai'i (2-0)	14	24	0	21	-	59

SCORING SUMMARY

						UH	NV
1st	UH	TD	9:12	Byrd 7-yd pass from McDonald (Meskell kick)		7	0
	UH	TD	3:13	Holly III 1-yd run (Meskell kick)		14	0
	UH	TD	13:18	Ward 34-yd pass from McDonald (Meskell kick)		21	0
2nd	UH	TD	11:08	Hendrie 19-yd blocked punt return (Meskell kick)		28	0
	NA	TD	6:52	Abey 3-yd run (Moehring kick)		28	7
	UH	TD	4:17	Ursua 50-yd pass from McDonald (Meskell kick)		35	7
	NA	TD	4:02	Perry 75-yd run (Moehring kick)		35	14
	UH	FG	0:00	Meskell 23-yd field goal		38	14
3rd	NA	TD	8:08	Abey 1-yd run (Moehring kick)		38	21
	NA	TD	6:35	Abey 7-yd run (Moehring kick)		38	28
4th	UH	TD	14:07	Byrd 31-yd pass from McDonald (Meskell kick)		45	28
	NA	TD	12:06	Walker 19-yd pass from McDonald (Moehring kick)		45	35
	UH	TD	11:05	Ward 75-yd pass from McDonald (Meskell kick)		52	35
	UH	TD	4:45	Ursua 9-yd pass from McDonald (Meskell kick)		59	35
NA	TD	2:46	Abey 2-yd run (Lewis rush failed)		59	41	

GAME NOTES

- ▶ For the second straight week, UH jumped out on its opponent and never trailed.
- ▶ Hawai'i, which won its fourth straight home opener, scored the first 28 points and the Midshipmen would get no closer than 10 points the rest of the way.
- ▶ UH's 59 points were its most since putting up 59 against UNLV in 2010.
- ▶ The Warriors scored on all five first-half possessions and along with a blocked punt return for touchdown by Maxwell Hendrie took a 38-14 lead at the break, its largest halftime lead in six years.
- ▶ Sophomore Cole McDonald passed for 428 yards and six touchdowns, becoming the first UH quarterback since Bryant Moniz to throw for 400 yards in back-to-back games. His six touchdown passes were the most by a UH QB in five years.
- ▶ Slot receivers Cedric Byrd and John Ursua and wideout JoJo Ward provided the firepower with a pair of touchdowns each, including fourth-down scores by Ward and Ursua in the first half.
- ▶ UH has won nine of its last 10 non-conference home games.
- ▶ Senior Jahlani Tavai returned to the lineup after missing the season opener and finished with nine tackles, while moving to No. 5 all-time on the UH tackle list.
- ▶ UH moved to 3-1 all-time vs. Navy, including 3-0 in Honolulu.

TEAM STAT COMPARISON

	UH	Navy
FIRST DOWNS	25	19
RUSHES-YARDS (NET)	28-86	49-326
PASSING YDS (NET)	436	85
Passes Att-Comp-Int	31-42-0	6-13-0
TOTAL OFFENSE PLAYS-YARDS	70-522	62-411
Fumble Returns-Yards	0-0	0-0
Punt Returns-Yards	1-8	2-33
Kickoff Returns-Yards	3-66	0-0
Interception Returns-Yards	0-0	0-0
Punts (Number-Avg)	1-43.0	4-28.8
Fumbles-Lost	1-1	0-0
Penalties-Yards	1-5	2-18
Possession Time	30:37	29:23
Third-Down Conversions	7 of 12	5 of 12
Fourth-Down Conversions	3 of 3	2 of 3
Red-Zone Scores-Chances	5-5	4-4
Sacks By: Number-Yards	3-22	3-32

HAWAI'I TOP PERFORMERS

RUSHING:	No.	Yds.	Avg.	TD	LG
Holly III	17	82	4.8	1	28
Reed	3	22	7.3	0	14

PASSING:	C-Att.-I	Yds	TD	LG	SK
McDonald	30-41-0	428	6	75	3

RECEIVING:	No.	Yds.	TD	LG
Ursua	10	167	2	50
Ward	6	161	2	75
Byrd	11	90	2	31

DEFENSE:	TOT	SK	TFL	INT	PBU
Tavai	9	0.0	0.0	0	0
Pavihi	8	0.5	0.5	0	0
Hicks	7	0.0	1.0	0	0
Matautia	7	0.0	0.0	0	0
Williams	6	2.0	2.0	0	0

2018 GAME RECAPS

GAME 3

RICE **29**
HAWAI'I **43**

September 8, 2018 • 6:00 p.m. HT

Honolulu, O'ahu • Aloha Stadium

Attendance: 23,112



	1	2	3	4	OT	Final
Rice (1-2)	7	3	3	16	-	29
Hawai'i (3-0)	14	7	7	15	-	43

SCORING SUMMARY

					UH	RU
1st	UH	TD	9:14	Ursua 6 yd pass from McDonald (Meskell kick)	7	0
	UH	TD	3:39	Byrd 10 yd pass from McDonald (Meskell kick)	14	0
	RU	TD	3:30	Esukpa 51 yd run (Fox kick)	14	7
2nd	UH	TD	8:05	Armstrong-Brown 14 yd pass from McDonald (Meskell kick)	21	7
	RU	FG	0:19	Fox 34 yd field goal	21	10
3rd	RU	FG	9:45	Fox 31 yd field goal	21	13
	UH	TD	4:37	Holly 5 yd run (Meskell kick)	28	13
4th	RU	SAF	14:43	Safety	28	15
	RU	TD	11:49	Trammell 31 yd pass from Stankavage (Fox kick)	28	22
	UH	TD	3:01	Byrd 26 yd pass from McDonald (McDonald rush)	36	22
	RU	TD	1:48	Cephus 19 yd pass from Stankavage (Fox kick)	36	29
	UH	TD	1:35	Holly 46 yd run (Meskell kick)	43	29

GAME NOTES

- ▶ UH moved to 3-0 on the season, its first such start since the 2007 season.
- ▶ The Warriors scored 40+ points for the third straight game, a first since 2010.
- ▶ UH never trailed, leading 21-10 at the half and 28-13 heading into the fourth quarter. UH has not trailed all season.
- ▶ Rice cut the UH lead to 28-22 in the fourth quarter but a key 63-yard catch-and-run by JoJo Ward late in the game fueled a decisive 99-yard UH scoring drive.
- ▶ Quarterback Cole McDonald threw for 319 yards and four touchdowns.
- ▶ The sophomore has not thrown an interception in 111 pass attempts this season and his 13 touchdowns are the most by a UH quarterback through the first three games of a season.
- ▶ Running back Fred Holly III rushed for 100 yards and two touchdowns, including a 46-yard scamper late in the fourth quarter to seal the victory.
- ▶ Slot receiver John Ursua had a team-high nine receptions for 133 yards and a score. Ursua had six catches for 105 yards and a TD in the first quarter alone.
- ▶ Cedric Byrd scored multiple touchdowns for the second straight game with touchdown catches in the first (10 yards) and fourth quarters (26).
- ▶ Solomon Matautia led UH with 14 tackles, one shy of his career-high. Among the tackles was during a goal-line stand to begin the fourth quarter.

TEAM STAT COMPARISON

	UH	Rice
FIRST DOWNS	23	21
RUSHES-YARDS (NET)	29-162	39-147
PASSING YDS (NET)	319	299
Passes Att-Comp-Int	22-33-0	20-33-1
TOTAL OFFENSE PLAYS-YARDS	62-481	72-446
Fumble Returns-Yards	0-0	0-0
Punt Returns-Yards	0-0	1-[-1]
Kickoff Returns-Yards	3-43	6-149
Interception Returns-Yards	1-0	0-0
Punts (Number-Avg)	5-37.0	4-46.2
Fumbles-Lost	2-0	4-1
Penalties-Yards	6-60	5-54
Possession Time	27:05	32:55
Third-Down Conversions	4 of 9	6 of 17
Fourth-Down Conversions	0 of 0	2 of 4
Red-Zone Scores-Chances	4-4	3-4
Sacks By: Number-Yards	3-19	2-15

HAWAI'I TOP PERFORMERS

RUSHING:	No.	Yds.	Avg.	TD	LG
Holly III	17	100	5.9	2	46
McDonald	8	43	5.4	0	15
Furuta	2	19	9.0	0	12

PASSING:	C-Att.-I	Yds	TD	LG	SK
McDonald	22-33-0	319	4	63	2

RECEIVING:	No.	Yds.	TD	LG
Ursua	9	133	1	34
Byrd	5	48	2	26
Armstrong-Brown	4	41	1	14
Ward	3	76	0	63
Holly III	1	21	0	1

DEFENSE:	TOT	SK	TFL	INT	PBU
Matautia	14	0.0	0.0	0	0
Tavai	11	0.0	0.0	0	0
Akoteu	4	1.0	2.0	0	0

2018 GAME RECAPS

GAME 4

HAWAI'I 21
ARMY WEST POINT 28

September 15, 2018 • 12:00 p.m. ET

West Point, N.Y. • Michie Stadium

Attendance: 31,133



	1	2	3	4	OT	Final
Hawai'i (3-1)	7	7	0	7	-	21
Army (2-1)	7	14	0	7	-	28

SCORING SUMMARY

						UH	ARMY
1st	UH	TD	13:08	Ursua 12-yd pass from McDonald (Meskell kick)		7	0
	AR	TD	6:17	Hopkins 1-yd run (Salyers kick)		7	7
2nd	AR	TD	12:47	Hopkins 1-yd run (Salyers kick)		7	14
	UH	TD	7:05	Ursua 1-yd run (Meskell kick)		14	14
	AR	TD	3:46	Slomka 48-yd run (Salyers kick)		14	21
4th	AR	TD	9:01	Woolfolk 3-yd run (Salyers kick)		14	28
	UH	TD	8:42	Ursua 80-yd pass from McDonald (Meskell kick)		21	28

GAME NOTES

- ▶ UH suffered its first loss of the season while falling to Army for the first time in four all-time meetings.
- ▶ UH was held to season lows in both points (21) and yards (362).
- ▶ Army held the potent Warrior offense at bay by more than doubling up UH in time of possession (41:18-18:42).
- ▶ UH nearly rallied from a 14-point fourth-quarter deficit, however Cole McDonald's 4th-and-8 pass into the end zone was batted down as Army (2-1) protected a seven-point lead in the final minute.
- ▶ McDonald passed for 321 yards and joined Timmy Chang (2004) as the only UH quarterbacks to start the season with four straight 300-yard passing games.
- ▶ John Ursua accounted for all three of UH's touchdowns (2 receiving, 1 rushing), including an 80-yard reception in the fourth quarter, the team's longest play from scrimmage on the season.
- ▶ UH has dropped 15 of its last 16 non-conference road games dating back to 2010.
- ▶ UH scored a touchdown on its opening drive for the fourth straight game.
- ▶ The Warriors went to their second straight game without committing a turnover.

TEAM STAT COMPARISON

	UH	Army
FIRST DOWNS	15	18
RUSHES-YARDS (NET)	13-41	66-303
PASSING YDS (NET)	321	162
Passes Att-Comp-Int	20-32-0	6-10-0
TOTAL OFFENSE PLAYS-YARDS	45-362	76-465
Fumble Returns-Yards	0-0	0-0
Punt Returns-Yards	0-0	0-0
Kickoff Returns-Yards	3-63	1-11
Interception Returns-Yards	0-0	0-0
Punts (Number-Avg)	5-30.0	3-37.7
Fumbles-Lost	0-0	0-0
Penalties-Yards	5-30	5-70
Possession Time	18:42	41:18
Third-Down Conversions	1 of 7	11 of 19
Fourth-Down Conversions	0 of 2	3 of 4
Red-Zone Scores-Chances	2-3	3-4
Sacks By: Number-Yards	0-0	3-17

HAWAI'I TOP PERFORMERS

RUSHING:	No.	Yds.	Avg.	TD	LG
Furuta	3	21	7.0	0	12
McDonald	6	19	3.2	0	28
Ursua	1	1	1.0	1	1

PASSING:	C-Att-I	Yds	TD	LG	SK
McDonald	20-32-0	321	2	80	3

RECEIVING:	No.	Yds.	TD	LG
Ursua	6	123	2	80
Byrd	6	80	0	50
Armstrong-Brown	3	44	0	21
Furuta	2	11	0	9
Stubblefield	1	35	0	35

DEFENSE:	TOT	SK	TFL	INT	PBU
Tavai	15	0.0	0.0	0	0
Okeke	13	0.0	0.0	0	0
Hune	8	0.0	0.0	1	0

2018 GAME RECAPS

GAME 5

DUQUESNE 21
HAWAI'I 42

September 22, 2018 • 6:00 p.m. HT

Honolulu, O'ahu • Aloha Stadium

Attendance: 26,175



	1	2	3	4	OT	Final
Duquesne (3-2)	14	0	0	7	-	21
Hawai'i (4-1)	7	14	7	14	-	42

SCORING SUMMARY

						UH	DU
1st	DU	TD	8:28	Crawford 6-yd pass from Parr (Maczura kick)		0	7
	DU	TD	7:32	Cain 20-yd pass from Parr (Maczura kick)		0	14
	UH	TD	3:12	Ursua 25-yd pass from McDonald (Meskell kick)		7	14
2nd	UH	TD	11:58	Ward 20-yd pass from McDonald (Meskell kick)		14	14
	UH	TD	5:20	Byrd 2-yd pass from McDonald (Meskell kick)		21	14
3rd	UH	TD	10:32	Holly 2-yd rush (Meskell kick)		28	14
4th	UH	TD	7:48	Torres 1-yd pass from McDonald (Meskell kick)		35	14
	DU	TD	6:11	Taylor 10-yd pass from Parr (Maczura kick)		35	21
	UH	TD	2:13	Ursua 7-yd pass from McDonald (Meskell kick)		42	21

GAME NOTES

- ▶ The Rainbow Warriors improved to 4-1, surpassing their 2016 win total in just five games played.
- ▶ The Warriors scored 40+ points for the fourth time in five games.
- ▶ UH spotted the Dukes the first 14 points of the game and then scored 35 unanswered points en route to a Homecoming win.
- ▶ It was UH's 16th straight win over an FCS program.
- ▶ Quarterback Cole McDonald threw five touchdowns to four different receivers.
- ▶ Dayton Furuta, who entered the game with 75 career rushing yards, rambled for a career-high 114 yards.
- ▶ The UH defense was rock solid, holding Duquesne to just 166 yards of total offense, the lowest output by an opponent since 2012.
- ▶ UH finished with 245 rushing yards, marking the 10th time that the Warriors have rushed for at least 200 yards under Nick Rolovich.
- ▶ John Ursua caught touchdown passes of 25 and 7 yards and has scored multiple touchdowns in four of five games this year.
- ▶ Jahlan Tavai had a team-high 11 tackles, and with 355 career tackles, surpassed David Dworsky (348) for third all-time at UH.

TEAM STAT COMPARISON

	UH	DU
FIRST DOWNS	34	11
RUSHES-YARDS (NET)	37-245	27-24
PASSING YDS (NET)	273	142
Passes Att-Comp-Int	24-40-1	14-26-1
TOTAL OFFENSE PLAYS-YARDS	77-518	53-166
Fumble Returns-Yards	0-0	0-0
Punt Returns-Yards	2-24	2-1
Kickoff Returns-Yards	0-0	6-170
Interception Returns-Yards	1-13	1-0
Punts (Number-Avg)	2-45.0	7-37.4
Fumbles-Lost	1-1	2-0
Penalties-Yards	8-95	8-83
Possession Time	33:31	26:29
Third-Down Conversions	5 of 10	4 of 14
Fourth-Down Conversions	2 of 3	1 of 1
Red-Zone Scores-Chances	5-6	3-3
Sacks By: Number-Yards	3-22	2-7

HAWAI'I TOP PERFORMERS

RUSHING:	No.	Yds.	Avg.	TD	LG
Furuta	12	114	9.5	0	22
McDonald	12	56	4.7	0	13
Holly III	8	30	3.8	1	12

PASSING:	C-Att-I	Yds	TD	LG	SK
McDonald	24-40-1	273	5	32	2

RECEIVING:	No.	Yds.	TD	LG
Byrd	7	55	1	22
Ward	6	89	1	20
Ursua	5	77	2	32
Armstrong-Brown	2	18	0	10
Torres	1	1	1	1

DEFENSE:	TOT	SK	TFL	INT	PBU
Tavai	11	0.0	1.0	0	0
Okeke	9	0.0	1.0	0	0
Sanitoa	6	1.0	2.0	0	0

2018 GAME RECAPS

GAME 6 (5 OT)

HAWAI'I 44
SAN JOSÉ STATE 41

September 29, 2018 • 4:00 p.m. PT

San José, Calif. • CEFCU Stadium

Attendance: 16,363



	1	2	3	4	OT1	OT2	OT3	OT4	OT5	Final
Hawai'i (5-1)	3	7	6	15	7	0	0	3	3	44
San José State (0-4)	0	17	7	7	7	0	0	3	0	41

SCORING SUMMARY

	UH	FG	Time	Description	UH	SJSU
1st	UH	FG	13:08	Meskeill 25-yd field goal	3	0
2nd	SJ	TD	14:25	Roberts 2-yd run (Crawford kick)	3	7
	SJ	TD	10:04	Gaithrer 55-yd pass from Love (Crawford kick)	3	14
	SJ	FG	6:12	Crawford 24-yd field goal	3	17
3rd	UH	TD	2:21	Dale 18-yd pass from McDonald (Meskeill kick)	10	17
	UH	TD	9:13	Ursua 3-yd pass from McDonald (Meskeill kick failed)	16	17
	SJ	TD	8:20	Oliver 14-yd pass from Love (Crawford kick)	16	24
4th	UH	TD	12:45	Ursua 3-yd pass from McDonald (Armstrong-Brown from McDonald)	24	24
	SJ	TD	10:07	Roberson 4-yd pass from Love (Crawford kick)	24	31
	UH	TD	4:34	Ursua 4-yd pass from McDonald (Meskeill kick)	31	31
OT	UH	TD	-	Furuta 1-yd run (Meskeill kick)	38	31
	SJ	TD	-	Roberson 13-yd run (Crawford kick)	38	38
	SJ	FG	-	Crawford 20-yd field goal	38	41
	UH	FG	-	Meskeill 35-yd field goal	41	41
	UH	FG	-	Meskeill 35-yd field goal	44	41

GAME NOTES

- UH played its first-ever 5OT game and improved to 7-2 all-time in overtime games on the road.
- UH trailed by 14 points in the first half and by eight points entering the fourth quarter before rallying for the win.
- Hawai'i has won eight of the last nine meetings in San José since 1999. Of those nine games, six have been decided by a touchdown or less and three have gone into overtime.
- UH improved to 5-1 for just the sixth time in the Division I era and got off to a 2-0 conference start for just the second time since joining the Mountain West.
- Ryan Meskeill tied his career high with three field goals, including two 35-yarders in the 4th and 5th overtime periods for the win.
- The Warriors have scored on their opening possession in five of six games this year.
- UH recorded a season-high five sacks, including 2.0 by junior Kaimana Padello.
- John Ursua caught a career-high three touchdown passes and scored multiple touchdowns in five of six games this year.
- Running backs Elijah Dale and Dayton Furuta each scored their first career touchdowns in the game.
- Jahlani Tavai had a team-high 14 tackles, and surpassed Levi Stanley (366) for second all-time at UH with 369 tackles.
- Cole McDonald threw for four touchdowns and has 24 touchdown passes, the most ever by a UH quarterback through the first six games of the season.

TEAM STAT COMPARISON

	UH	SJSU
FIRST DOWNS	28	24
RUSHES-YARDS (NET)	42-134	37-39
PASSING YDS (NET)	475	490
Passes Att-Comp-Int	34-57-1	28-49-0
TOTAL OFFENSE PLAYS-YARDS	99-475	86-490
Fumble Returns-Yards	0-0	1-5
Punt Returns-Yards	3-10	3-23
Kickoff Returns-Yards	3-98	4-124
Interception Returns-Yards	0-0	1-18
Punts (Number-Avg)	4-43.8	5-47.6
Fumbles-Lost	2-1	2-0
Penalties-Yards	6-65	10-75
Possession Time	35:19	24:41
Third-Down Conversions	7 of 19	8 of 20
Fourth-Down Conversions	3 of 3	0 of 0
Red-Zone Scores-Chances	8-9	6-8
Sacks By: Number-Yards	5-41	3-20

HAWAI'I TOP PERFORMERS

RUSHING:	No.	Yds.	Avg.	TD	LG
Holly III	11	52	4.7	0	18
Furuta	12	39	3.2	1	6
McDonald	13	27	2.1	0	14
PASSING:	C-Att-I	Yds	TD	LG	SK
McDonald	34-57-1	341	4	41	3
RECEIVING:	No.	Yds.	TD	LG	
Ursua	13	148	3	41	
Ward	9	74	0	14	
Armstrong-Brown	7	64	0	14	
Byrd	4	37	0	15	
Dale	1	18	1	18	
DEFENSE:	TOT	SK	TFL	INT	PBU
Tavai	14	1.0	3.0	0	0
Matautia	12	0.0	0.5	0	0
Okeke	10	0.0	0.0	0	0

2018 GAME RECAPS

GAME 7

 **WYOMING** **13**
 **HAWAI'I** **17**

October 6, 2018 • 6:00 p.m. HT

Honolulu, O'ahu • Aloha Stadium

Attendance: 23,907



	1	2	3	4	OT	Final
Wyoming (2-4, 0-2)	3	0	7	3	-	13
Hawai'i (6-1, 3-0)	0	3	7	7	-	17

SCORING SUMMARY

						UH	WYO
1st	WY	FG	8:06	Rothe 40-yd field goal		0	3
2nd	UH	FG	8:35	Meskeil 39-yd field goal		3	3
3rd	WY	TD	8:14	Granderson 61-yd interception return (Rothe kick)		3	10
	UH	TD	0:48	Byrd 5-yd pass from Cordeiro (Meskeil kick)		10	10
4th	WY	FG	5:31	Rothe 23-yd field goal		10	13
	UH	TD	1:26	Ward 38-yd pass from Cordeiro (Meskeil kick)		17	13

GAME NOTES

- ▶ Hawai'i regained possession of the Paniolo Trophy, given to the winning team since the trophy's inception in 1979.
- ▶ UH is off to a 3-0 start in the Mountain West for the first time since joining the league in 2012.
- ▶ UH picked up its 200th all-time win at Aloha Stadium.
- ▶ The UH defense held Wyoming to 244 total yards and 13 points, the lowest outputs by an FBS opponent this season.
- ▶ Chevan Cordeiro became the first true freshman to start at quarterback since Timmy Chang in 2000.
- ▶ Cordeiro threw a pair of second-half touchdown passes, including a 38-yard touchdown to JoJo Ward with 1:26 remaining that proved to be the game-winner.
- ▶ Junior Dayton Furuta earned his first career start at running back and cracked the century mark in rushing for the second time in three games with 101 yards on 16 carries.
- ▶ Junior defensive end Kaimana Padello recorded multiple sacks for the second straight game with 2.0 sacks. All three of his tackles were for a loss.
- ▶ UH defeated Wyoming for just the second time in the last nine meetings with both wins coming in Mountain West play.

TEAM STAT COMPARISON

	UH	WY
FIRST DOWNS	19	13
RUSHES-YARDS (NET)	37-156	34-157
PASSING YDS (NET)	148	87
Passes Att-Comp-Int	19-29-1	9-18-0
TOTAL OFFENSE PLAYS-YARDS	66-304	52-244
Fumble Returns-Yards	0-0	0-0
Punt Returns-Yards	3-49	2-11
Kickoff Returns-Yards	3-54	2-52
Interception Returns-Yards	0-0	1-61
Punts (Number-Avg)	4-40.8	5-43.2
Fumbles-Lost	2-1	1-0
Penalties-Yards	2-25	6-45
Possession Time	33:56	26:04
Third-Down Conversions	3 of 12	2 of 12
Fourth-Down Conversions	2 of 3	1 of 2
Red-Zone Scores-Chances	2-3	1-1
Sacks By: Number-Yards	5-41	4-17

HAWAI'I TOP PERFORMERS

RUSHING:	No.	Yds.	Avg.	TD	LG
Furuta	16	101	6.3	0	21
Cordeiro	12	23	1.9	0	12
Holly III	3	7	2.3	0	4
PASSING:	C-Att-I	Yds	TD	LG	SK
Cordeiro	19-29-1	148	2	38	4
RECEIVING:	No.	Yds.	TD	LG	
Armstrong-Brown	6	49	0	12	
Ursua	5	30	0	10	
Ward	4	48	1	38	
Byrd	3	23	1	14	
Furuta	1	-2	0	0	
DEFENSE:	TOT	SK	TFL	INT	PBU
Pavihi	10	0.0	1.0	0	0
Matautia	9	1.0	1.5	0	0
Padello	3	2.0	3.0	0	0

2018 GAME RECAPS

GAME 8



23
49



October 13, 2018 • 8:15 p.m. MT

Provo, Utah • LaVell Edwards Stadium

Attendance: 52,354

	1	2	3	4	OT	Final
Hawai'i (6-2)	0	3	14	6	-	23
Brigham Young (4-3)	14	14	7	14	-	49

SCORING SUMMARY

						UH	BYU
1st	BY	TD	7:48	Katoa 12-yd rush (Southam kick)		0	7
	BY	TD	1:02	Wilson 23-yd rush (Southam kick)		0	14
2nd	BY	TD	7:24	Hadley 21-yd rush (Southam kick)		0	21
	UH	FG	4:24	Meskell 33-yd field goal		3	21
3rd	BY	TD	1:35	Holker 13-yd pass from Wilson (Southam kick)		3	28
	UH	TD	10:25	Furuta 1-yd rush (Meskell kick)		10	28
	BY	TD	6:39	Burt 3-yd rush (Southam kick)		10	35
4th	UH	TD	2:57	Furuta 20-yd pass from McDonald (Meskell kick)		17	35
	BY	TD	10:15	Hifo 24-yd pass from Wilson (Southam kick)		17	42
	UH	TD	7:08	Ursua 17-yd pass from McDonald (Ursua rush failed)		23	42
	BY	TD	3:45	Romney 26-yd pass from Wilson (Southam kick)		23	49

GAME NOTES

- ▶ BYU defeated the Warriors for the fifth straight time and the 11th time in the last 12 meetings.
- ▶ UH remains winless in 10 all-time visits to Provo.
- ▶ Nine of the last 10 meetings have been decided by double-digits.
- ▶ The Cougars scored on each of their first two possessions and tacked on a pair of second-quarter touchdowns to take a commanding 28-3 halftime lead.
- ▶ BYU ended the game with season-highs for total yards (474), rushing yards (280) and points scored (49).
- ▶ Seven different Cougars found the end zone, including freshman Zach Wilson who made his first career start at quarterback. Wilson passed for three touchdowns and rushed for another.
- ▶ Junior running back Dayton Furuta found the end zone twice for the Warriors, including his first career receiving touchdown on a 20-yard shovel pass.
- ▶ John Ursua scored on a 17-yard pass in the fourth quarter and has now scored in 12 of the last 14 games he has played.
- ▶ UH has dropped 16 of its last 17 non-conference road games dating back to 2010.
- ▶ Senior linebacker Jahlani Tavai posted 11 tackles and one sack. It was Tavai's fifth game this season with at least 10 tackles.
- ▶ UH dropped to 0-9 on natural grass fields since 2012.

TEAM STAT COMPARISON

	UH	BYU
FIRST DOWNS	18	26
RUSHES-YARDS (NET)	28-63	47-280
PASSING YDS (NET)	248	194
Passes Att-Comp-Int	22-38-1	16-24-1
TOTAL OFFENSE PLAYS-YARDS	66-311	71-474
Fumble Returns-Yards	0-0	0-0
Punt Returns-Yards	1-1	3-23
Kickoff Returns-Yards	5-89	3-55
Interception Returns-Yards	1-4	1-36
Punts (Number-Avg)	4-44.2	3-38.0
Fumbles-Lost	2-1	2-0
Penalties-Yards	4-25	6-55
Possession Time	27:50	32:10
Third-Down Conversions	3 of 13	5 of 11
Fourth-Down Conversions	2 of 4	2 of 2
Red-Zone Scores-Chances	4-4	5-6
Sacks By: Number-Yards	3-14	4-23

HAWAII TOP PERFORMERS

RUSHING:	No.	Yds.	Avg.	TD	LG
Furuta	10	28	2.8	1	8
McDonald	13	22	1.7	0	7
Holly III	2	8	4.0	0	4
PASSING:	C-Att-I	Yds	TD	LG	SK
McDonald	22-38-1	248	2	42	4
RECEIVING:	No.	Yds.	TD	LG	
Ursua	9	89	1	26	
Byrd	6	80	0	42	
Armstrong-Brown	4	43	0	21	
Ward	2	16	0	9	
Furuta	1	20	1	20	
DEFENSE:	TOT	SK	TFL	INT	PBU
Tavai	11	1.0	1.0	0	0
Farris	4	0.0	0.0	1	0
Hendrie	2	2.0	2.0	0	0

2018 GAME RECAPS

GAME 9

NEVADA
HAWAI'I

40
22

October 20, 2018 • 6:00 p.m. HT

Honolulu, O'ahu • Aloha Stadium

Attendance: 24,475



	1	2	3	4	OT	Final
Nevada (4-4, 2-2)	10	10	6	14	-	40
Hawai'i (6-3, 3-1)	14	0	0	8	-	22

SCORING SUMMARY

	UH	TD	Time	Description	UH	NEV
1st	UH	TD	7:11	Byrd 8-yd pass from McDonald (Meskell kick)	7	0
	NV	FG	4:14	Ahmed 23-yd field goal	7	3
	NV	TD	2:06	Cooks 26-yd pass from Gangi (Ahmed kick)	7	10
	UH	TD	0:00	Ursua 70-yd pass from McDonald (Meskell kick)	14	10
2nd	NV	FG	11:00	Ahmed 27-yd field goal	14	13
	NV	TD	6:24	Lee 5-yd rush (Ahmed kick)	14	20
3rd	NV	TD	9:18	Cooks 40-yd rush (Gangi pass failed)	14	26
4th	NV	TD	10:33	Taua 13-yd rush (Ahmed kick)	14	33
	UH	TD	3:15	Ward 2-yd pass from McDonald (Armstrong-Brown from Ursua)	22	33
	NV	TD	0:59	Lee 6-yd rush (Ahmed kick)	22	40

GAME NOTES

- ▶ Hawai'i suffered its first home loss and first conference loss of the season.
- ▶ Nevada defeated the Rainbow Warriors for the seventh time in their last eight meetings.
- ▶ Seven of the last eight meetings have been decided by double-digits.
- ▶ Nevada scored 23 unanswered to turn a 14-10 first-quarter deficit to a 33-14 lead in the fourth quarter.
- ▶ Despite forcing three turnovers, the Warriors stumbled with four failed fourth-down attempts, including twice in the red zone, and were unsuccessful on three onside kicks, two of which occurred in the first half.
- ▶ John Ursua had seven catches for 123 yards and a score. Ursua went over 1,000-yards receiving on the season, becoming the 13th player to reach that mark.
- ▶ Cedric Bryd caught the first touchdown of the game, giving him eight on the season. He has scored in six of nine games this season.
- ▶ Cole McDonald finished with 259 yards passing and three scoring strikes. It was the sixth time in eight games played this year that he threw for at least three touchdowns.

TEAM STAT COMPARISON

	UH	WY
FIRST DOWNS	16	25
RUSHES-YARDS (NET)	36-220	35-112
PASSING YDS (NET)	261	259
Passes Att-Comp-Int	19-38-0	23-31-0
TOTAL OFFENSE PLAYS-YARDS	73-371	67-481
Fumble Returns-Yards	0-0	0-0
Punt Returns-Yards	1-7	2-[-5]
Kickoff Returns-Yards	2-34	2-41
Interception Returns-Yards	0-0	0-0
Punts (Number-Avg)	6-34.3	3-42.7
Fumbles-Lost	1-0	5-3
Penalties-Yards	7-73	5-55
Possession Time	29:15	30:45
Third-Down Conversions	3 of 15	3 of 10
Fourth-Down Conversions	1 of 5	1 of 1
Red-Zone Scores-Chances	2-4	3-5
Sacks By: Number-Yards	5-33	1-2

HAWAI'I TOP PERFORMERS

RUSHING:	No.	Yds.	Avg.	TD	LG
Furuta	16	55	3.4	0	12
McDonald	11	21	1.9	0	23
Reed	3	19	6.3	0	11

PASSING:	C-Att-I	Yds	TD	LG	SK
McDonald	19-37-0	259	3	70	4

RECEIVING:	No.	Yds.	TD	LG
Ursua	7	123	1	70
Byrd	5	50	1	22
Stubblefield	4	40	0	22
Ward	2	32	1	30
Armstrong-Brown	1	14	0	14

DEFENSE:	TOT	SK	TFL	INT	PBU
Okeke	8	0.0	1.0	0	0
Hicks	7	0.0	0.0	0	0
Akoteau	3	1.0	1.0	0	0

2018 GAME RECAPS

GAME 10

HAWAI'I 20
FRESNO STATE 50

October 27, 2018 • 7:30 p.m. PT

Fresno, Calif. • Bulldog Stadium

Attendance: 33,659



	1	2	3	4	OT	Final
Hawai'i (6-4, 3-2)	3	10	0	7	-	20
Fresno State (7-1, 4-0)	14	23	10	3	-	50

SCORING SUMMARY

						UH	FS
1st	UH	FG	10:24	Meskeill 43-yd field goal		3	0
	FS	TD	4:43	Rice 19-yd pass from McMaryion (Fuller kick)		3	7
	FS	TD	0:39	Jordan 49-yd pass from McMaryion (Fuller kick)		3	14
2nd	UH	TD	14:30	Ward 50-yd pass from McDonald (Meskeill kick)		10	14
	FS	TD	14:11	Rivers 76-yd rush (Fuller kick)		10	21
	FS	FG	8:57	Fuller 22-yd field goal		10	24
	UH	FG	4:22	Meskeill 28-yd field goal		13	24
	FS	TD	0:58	Mims 21-yd pass from McMaryion (Fuller PAT missed)		13	30
	FS	TD	0:00	Jordan 100-yd missed FG return (Fuller kick)		13	37
3rd	FS	FG	9:49	Fuller 32-yd field goal		13	40
	FS	TD	8:45	Grim 6-yd pass from McMaryion (Fuller kick)		13	47
4th	FS	FG	13:36	Fuller 21-yd field goal		13	50
	UH	TD	1:43	Stubblefield 27-yd pass from Moussa (Fuller kick)		20	50

GAME NOTES

- ▶ The Bulldogs scored on seven straight offensive possessions, bridging the first and second halves, and added a special teams touchdown to boot for the comfortable win.
- ▶ Fresno State has won seven of the last eight meetings, including six of seven since UH joined the Mountain West in 2012.
- ▶ The 50 points by Fresno State were the most UH surrendered against the Bulldogs since a 70-14 loss in 2004.
- ▶ The 562 yards by Fresno State were the second-most by a UH opponent this year (653 at Colorado State).
- ▶ The game included a 30-minute delay when a bank of stadium lights went out with 5:34 left in the first quarter. It was the second straight year the teams had a dela, after a 40-minute weather delay at Aloha Stadium in 2017.
- ▶ UH was able to score 20 points against a Fresno State squad that allowed 13 points total in its previous three MW games and entered the game as the nation's leader in scoring defense, allowing only 12.6 points per game.
- ▶ True freshman Jeremy Moussa made his collegiate debut. He finished 3-of-6 for 61 yards and threw a 27-yard touchdown pass to Devan Stubblefield.

TEAM STAT COMPARISON

	UH	FS
FIRST DOWNS	19	24
RUSHES-YARDS (NET)	26-88	33-214
PASSING YDS (NET)	286	384
Passes Att-Comp-Int	20-35-1	26-38-0
TOTAL OFFENSE PLAYS-YARDS	61-374	71-562
Fumble Returns-Yards	1-1	0-0
Punt Returns-Yards	0-0	2-18
Kickoff Returns-Yards	5-103	5-99
Interception Returns-Yards	0-0	1-31
Punts (Number-Avg)	4-42.0	2-36.5
Fumbles-Lost	1-1	0-0
Penalties-Yards	3-14	8-69
Possession Time	28:02	31:58
Third-Down Conversions	7 of 14	6 of 13
Fourth-Down Conversions	0 of 1	0 of 0
Red-Zone Scores-Chances	1-1	5-6
Sacks By: Number-Yards	0-0	2-3

HAWAI'I TOP PERFORMERS

RUSHING:	No.	Yds.	Avg.	TD	LG
McDonald	12	62	5.2	0	18
Furuta	5	24	2.8	0	8
PASSING:	C-Att-I	Yds	TD	LG	SK
McDonald	17-28-1	225	1	50	1
Moussa	3-6-0	61	1	27	1
RECEIVING:	No.	Yds.	TD	LG	
Ursua	5	70	0	31	
Byrd	5	45	0	12	
Armstrong-Brown	3	36	0	21	
Ward	3	79	1	50	
Stubblefield	3	50	1	27	
DEFENSE:	TOT	SK	TFL	INT	PBU
Bethley	9	0.0	0.0	0	0
Farris	6	0.0	0.0	0	0
Matautia	6	0.0	0.0	0	0

2018 GAME RECAPS

GAME 11

UTAH STATE
HAWAI'I

56
17

November 3, 2018 • 6:00 p.m. HT

Honolulu, O'ahu • Aloha Stadium

Attendance: 21,476



	1	2	3	4	OT	Final
#18 Utah State (8-1, 5-0)	28	0	28	0	-	56
Hawai'i (6-5, 3-3)	3	0	14	0	-	17

SCORING SUMMARY

						UH	USU
1st	US	TD	11:54	Tarver 16-yd pass from Love (Eberle kick)		0	7
	US	TD	9:27	Thompson 1-yd rush (Eberle kick)		0	14
	US	TD	4:57	Bright 18-yd rush (Eberle kick)		0	21
	UH	FG	3:19	Meskeill 41-yd field goal		3	21
	US	TD	0:00	Love 1-yd rush (Eberle kick)		3	28
3rd	US	TD	11:31	Thompson 26-yd rush (Eberle kick)		3	35
	UH	TD	9:17	Ursua 54-yd pass from McDonald (Ward from McDonald)		11	35
	US	TD	7:19	Thompson 1-yd rush (Eberle kick)		11	42
	US	TD	4:51	Bright 47-yd rush (Eberle kick)		11	49
	US	TD	3:16	Bright 9-yd rush (Eberle kick)		11	56
	US	TD	0:43	Stubblefield 38-yd pass from McDonald (McDonald pass failed)		17	56

GAME NOTES

- ▶ Hawai'i suffered its fourth straight defeat, all by 18 points or more.
- ▶ USU put up 28 first-quarter points and didn't relent in winning its eighth straight game.
- ▶ Utah State came out of the gates strong with a ground game that eventually racked up 426 yards.
- ▶ A pair of USU rushers – Darwin Thompson (141) and Gerold Bright (121) – eclipsed 100 yards and added three touchdowns each.
- ▶ The Aggies have won five straight in the series, including all four Mountain West meetings.
- ▶ Fourteen of the 16 all-time meetings have been decided by double-digits.
- ▶ UH met up with a ranked team for the first time since 2016 and has now lost 10 straight games to nationally ranked teams.
- ▶ UH surrendered a season high in points (56) and rushing yards (426) while tying a season-low output of 17 points.
- ▶ Cole McDonald cracked 3,000 passing yards for the season late in the first half. He is just the sixth UH quarterback to hit the season milestone.
- ▶ McDonald finished with 331 yards passing for his sixth 300-yard passing game this season.

TEAM STAT COMPARISON

	UH	USU
FIRST DOWNS	18	29
RUSHES-YARDS (NET)	20-43	54-426
PASSING YDS (NET)	347	175
Passes Att-Comp-Int	19-48-2	19-24-0
TOTAL OFFENSE PLAYS-YARDS	68-390	78-601
Fumble Returns-Yards	0-0	0-0
Punt Returns-Yards	0-0	1-2
Kickoff Returns-Yards	2-110	2-77
Interception Returns-Yards	0-0	2-0
Punts (Number-Avg)	4-38.5	2-31.5
Fumbles-Lost	0-0	3-1
Penalties-Yards	10-75	12-105
Possession Time	26:27	33:33
Third-Down Conversions	2 of 14	8 of 14
Fourth-Down Conversions	2 of 6	2 of 2
Red-Zone Scores-Chances	2-6	6-7
Sacks By: Number-Yards	0-0	3-9

HAWAI'I TOP PERFORMERS

RUSHING:	No.	Yds.	Avg.	TD	LG
McDonald	9	17	1.9	0	8
Holly	7	15	2.1	0	6
Furuta	4	11	2.8	0	5

PASSING:	C-Att.-I	Yds	TD	LG	SK
McDonald	18-45-2	331	2	54	3

RECEIVING:	No.	Yds.	TD	LG
Armstrong-Brown	4	85	0	42
Ursua	3	78	1	54
Byrd	3	66	0	51
Stubblefield	3	55	1	38
Ward	3	33	0	15

DEFENSE:	TOT	SK	TFL	INT	PBU
Bethley	9	0.0	0.0	0	0
Matuatia	7	0.0	1.0	0	0
Kaneshiro	6	0.0	0.0	0	0

2018 GAME RECAPS

GAME 12

UNLV
HAWAI'I

28
35

November 17, 2018 • 6:00 p.m. HT

Honolulu, O'ahu • Aloha Stadium

Attendance: 25,697



	1	2	3	4	OT	Final
UNLV (3-8, 1-6)	3	3	0	7	-	28
Hawai'i (7-5, 4-3)	7	14	7	22	-	35

SCORING SUMMARY

					UH	UNLV
1st	UH	FG	8:04	Meskell 36-yd field goal	3	0
	LV	TD	0:18	Bean 9-yd pass from Gilliam (Pantels kick)	3	7
2nd	LV	TD	7:29	Thomas 12-yd rush (Pantels kick)	3	14
	LV	TD	2:22	Thomas 45-yd rush (Pantels kick)	3	21
	UH	FG	0:06	Meskell 41-yd field goal	6	21
3rd	UH	TD	4:46	McDonald 3-yd rush (Meskell kick)	13	21
4th	LV	TD	14:21	Owens 16-yd pass from Rogers (Pantels kick)	13	28
	UH	TD	11:42	Ward 64-yd pass from Cordeiro (Ursua pass from Cordeiro)	21	28
	UH	TD	4:23	Ward 20-yd pass from Cordeiro (Meskell kick)	28	28
	UH	TD	1:25	Ursua 68-yd pass from Cordeiro (Meskell kick)	28	35

GAME NOTES

- ▶ UH used some freshman magic and an inspired second-half effort by the defense to rally past UNLV and snap a four-game losing streak.
- ▶ With the win, UH became bowl-eligible and secured its first winning regular-season since 2010.
- ▶ The Rainbow Warriors snapped a three-game slide vs. UNLV and for the first time gained possession of the Island Showdown Trophy.
- ▶ UH trailed by as many as 18 in the first half and overcame a 15-point fourth-quarter deficit, its biggest comeback since 2007 and just the second time in more than 35 years that UH has come back from two touchdowns or more in the fourth quarter.
- ▶ Freshman Chevan Cordeiro came off the bench to throw three touchdowns in the fourth quarter on just five passing attempts.
- ▶ Cordeiro threw a pair of TD passes to JoJo Ward, including a 64-yard strike on his very first pass of the game. He also found John Ursua for a 68-yard connection that proved to be the game-winner with 1:25 left on the clock.
- ▶ The UH defense held UNLV scoreless on seven of eight drives in the second half with the only score surrendered on a short field (21 yards) after a UH interception.
- ▶ Penei Pavihi led UH with a career-high 13 tackles and spearheaded a Warrior defense that stuffed the Rebels on three fourth-and-short situations in the second half, including two in the decisive fourth quarter.

TEAM STAT COMPARISON

	UH	UNLV
FIRST DOWNS	18	16
RUSHES-YARDS (NET)	31-83	53-221
PASSING YDS (NET)	347	87
Passes Att-Comp-Int	18-36-2	10-24-0
TOTAL OFFENSE PLAYS-YARDS	67-411	77-308
Fumble Returns-Yards	0-0	0-0
Punt Returns-Yards	3-21	3-9
Kickoff Returns-Yards	3-56	4-67
Interception Returns-Yards	0-0	2-59
Punts (Number-Avg)	4-43.5	6-40.5
Fumbles-Lost	3-0	1-0
Penalties-Yards	3-15	8-97
Possession Time	27:17	32:43
Third-Down Conversions	3 of 13	9 of 20
Fourth-Down Conversions	2 of 5	2 of 5
Red-Zone Scores-Chances	2-3	3-3
Sacks By: Number-Yards	2-4	4-30

HAWAII TOP PERFORMERS

RUSHING:	No.	Yds.	Avg.	TD	LG
Holly	9	35	3.9	0	15
McDonald	15	24	1.6	1	27
Cordeiro	1	17	17.0	0	17

PASSING:	C-Att.-I	Yds	TD	LG	SK
McDonald	14-30-2	175	0	43	4
Cordeiro	4-5-0	153	3	68	0

RECEIVING:	No.	Yds.	TD	LG
Ursua	6	148	1	68
Ward	5	109	2	64
Byrd	4	44	0	24
Stubblefield	1	14	0	14

DEFENSE:	TOT	SK	TFL	INT	PBU
Pavihi	13	1.0	2.0	0	1
Hicks	10	0.0	2.0	0	0
Okeke	6	0.0	0.0	0	0

2018 GAME RECAPS

GAME 13

HAWAI'I 31
SAN DIEGO STATE 30

November 24, 2018 • 7:30 p.m. PT

San Diego, Calif. • SDCCU Stadium

Attendance: 28,014



	1	2	3	4	OT	Final
San Diego State (7-5, 4-4)	14	0	3	7	6	30
Hawai'i (8-5, 5-3)	3	21	0	0	7	31

SCORING SUMMARY

					UH	SD
1st	UH	FG	8:38	Meskeell 22-yd field goal	3	0
	SD	TD	8:20	Trevillion 76-yd pass from Chapman (Baron kick)	3	7
	SD	TD	5:20	Washington 5-yd rush (Baron kick)	3	14
2nd	UH	TD	14:52	Dale 2-yd pass from McDonald (Meskeell kick)	10	14
	UH	TD	5:11	McDonald 1-yd rush (Meskeell kick)	17	14
	UH	TD	1:19	Byrd 13-yd pass from McDonald (Meskeell kick)	24	14
3rd	SD	FG	2:36	Baron 53-yd field goal	24	17
4th	SD	TD	6:07	Lessard 13-yd pass from Agnew (Baron kick)	24	24
OT	UH	TD	-	Ward 10-yd pass from McDonald (Meskeell kick)	31	24
	SD	TD	-	Washington 25-yd rush (Agnew pass failed)	31	30

GAME NOTES

- ▶ Cole McDonald threw for a career-high 452 yards and three touchdowns and rushed for another to lead UH to an overtime win over San Diego State.
- ▶ McDonald threw a 10-yard touchdown to JoJo Ward to put UH up a TD in overtime and after SDSU scored, the UH defense broke up an Aztec 2-point conversion attempt to seal the win.
- ▶ The Rainbow Warriors defeated the Aztecs for the first time in seven all-time Mountain West meetings (1-6).
- ▶ UH also won for the first time in San Diego since 1988, ending a string of eight straight road losses to the Aztecs.
- ▶ The Aztecs rallied from a 10-point halftime deficit to tie the game late in the fourth quarter but missed a potential game-winning field goal from 32 yards out at the end of regulation.
- ▶ UH scored 21 unanswered points in the 2nd quarter to take a 24-14 lead at the half.
- ▶ McDonald threw for 320 of his yards in the first half alone, while also accounting for all three UH touchdowns, including a one-yard scoring plunge.
- ▶ UH finished the season with its most regular-season wins (8) since 2010 (10) and its best-ever record (5-3) in seven seasons of Mountain West play.
- ▶ UH is 10-5 all-time in overtime games, including 8-2 on the road.

TEAM STAT COMPARISON

	UH	SDSU
FIRST DOWNS	22	21
RUSHES-YARDS (NET)	24-64	44-224
PASSING YDS (NET)	452	178
Passes Att-Comp-Int	29-46-0	12-23-0
TOTAL OFFENSE PLAYS-YARDS	70-516	67-402
Fumble Returns-Yards	2-2	0-0
Punt Returns-Yards	1-[-2]	2-3
Kickoff Returns-Yards	1-22	4-102
Interception Returns-Yards	0-0	0-0
Punts (Number-Avg)	4-35.2	6-41.3
Fumbles-Lost	2-2	0-0
Penalties-Yards	6-50	5-38
Possession Time	28:03	31:57
Third-Down Conversions	8 of 14	3 of 12
Fourth-Down Conversions	0 of 0	1 of 2
Red-Zone Scores-Chances	5-6	2-4
Sacks By: Number-Yards	2-3	2-14

HAWAI'I TOP PERFORMERS

RUSHING:	No.	Yds.	Avg.	TD	LG
Reed	12	47	3.9	0	15
Holly	5	17	3.4	0	7
Ursua	1	3	3.0	0	3

PASSING:	C-Att-I	Yds	TD	LG	SK
McDonald	29-46-0	452	3	49	2

RECEIVING:	No.	Yds.	TD	LG
Armstrong-Brown	7	86	0	28
Byrd	6	140	1	41
Ward	6	120	1	47
Ursua	4	34	0	14
Dale	2	14	1	12

DEFENSE:	TOT	SK	TFL	INT	PBU
Bethley	9	0.0	0.0	0	1
Pavihi	9	0.0	1.0	0	0
Sanitoa	7	0.0	1.0	0	0

2018 GAME RECAPS

SoFi HAWAI'I BOWL

LOUISIANA TECH 31
HAWAI'I 14

December 22, 2018 • 5:30 p.m. HT

Honolulu, O'ahu • Aloha Stadium

Attendance: 30,911



	1	2	3	4	OT	Final
Louisiana Tech (8-5)	3	0	21	7	-	31
Hawai'i (8-6)	0	7	0	7	-	14

SCORING SUMMARY

					UH	LT
1st	LT	FG	1:08	Hale 24 yd field goal	0	3
2nd	UH	TD	8:20	Sharsh 24 yd pass from Cordeiro (Meskell kick)	7	3
3rd	LT	TD	10:27	Tucker 5 yd rush (Hale kick)	7	10
	LT	TD	4:44	Dancy 58 yd pass from Smith (Hale kick)	7	17
	LT	TD	0:55	Smith 4 yd rush (Hale kick)	7	24
4th	UH	TD	6:14	Armstrong-Brown 7 yd pass from McDonald (Meskell kick)	14	24
	LT	TD	3:45	McKnight 39 yd rush (Hale kick)	14	31

GAME NOTES

- ▶ In its second bowl appearance in the last three seasons, UH ran into a defensive roadblock in Louisiana Tech.
- ▶ The Rainbow Warriors totaled only 226 yards of total offense and were held to their lowest scoring output of the season.
- ▶ UH dropped to 4-4 all-time in the SoFi Hawai'i Bowl while the Bulldogs won their fifth consecutive bowl game.
- ▶ Hawai'i played without wide receiver John Ursua who did not suit up due to injury.
- ▶ UH allowed a season-high nine sacks, including 2.5 to Jaylor Ferguson, who became the NCAA's all-time sack leader in the contest.
- ▶ After a low-scoring first half, LA Tech reeled off 21 unanswered points – on three straight possessions in the third quarter to put the game away.
- ▶ The Bulldogs trailed 7-3 at halftime, before taking a 24-7 lead into the fourth quarter.
- ▶ The Warriors lost to Louisiana Tech for the first time in six meetings in Honolulu.
- ▶ Jason-Matthew Sharsh caught his first career touchdown pass to give UH a 7-3 lead in the second quarter.
- ▶ Junior defensive tackle Kendal Hune was named the team's MVP after recording an interception and fumble recovery..
- ▶ Despite the loss, UH finished the season with eight wins, its highest win total since winning 10 in 2010.

TEAM STAT COMPARISON

	UH	LT
FIRST DOWNS	17	21
RUSHES-YARDS (NET)	32-58	38-168
PASSING YDS (NET)	168	285
Passes Att-Comp-Int	17-34-3	19-31-1
TOTAL OFFENSE PLAYS-YARDS	69-453	697-453
Fumble Returns-Yards	1-11	0-0
Punt Returns-Yards	2-25	1-12
Kickoff Returns-Yards	2-56	1-17
Interception Returns-Yards	1-0	3-45
Punts (Number-Avg)	9-39.9	4-31.8
Fumbles-Lost	1-0	2-2
Penalties-Yards	12-140	9-99
Possession Time	29:23	30:37
Third-Down Conversions	2 of 14	6 of 13
Fourth-Down Conversions	3 of 3	0 of 1
Red-Zone Scores-Chances	1-2	3-3
Sacks By: Number-Yards	3-17	9-46

HAWAI'I TOP PERFORMERS

RUSHING:	No.	Yds.	Avg.	TD	LG
Holly	9	57	6.3	0	21
Furuta	3	9	3.0	0	7
Ito	2	8	4.0	0	5

PASSING:	C-Att-I	Yds	TD	LG	SK
McDonald	10-20-2	85	1	16	3
Cordeiro	7-14-1	83	1	24	6

RECEIVING:	No.	Yds.	TD	LG
Armstrong-Brown	7	59	1	16
Sharsh	5	67	1	24
Byrd	3	31	0	22
Ito	1	6	0	6
Furuta	1	5	0	5

DEFENSE:	TOT	SK	TFL	INT	PBU
Matautia	10	0.0	0.5	0	0
Choi	7	1.0	2.5	0	0
Okeke	6	0.0	0.0	0	0

2018 SEASON REVIEW

SEASON HIGHLIGHTS

- ▶ UH posted a winning record for the first time since 2010. UH also had its most wins (8) since 2010.
- ▶ Hawai'i competed in the SoFi Hawai'i Bowl for the eighth time and made its 12th overall bowl appearance. Head coach Nick Rolovich guided UH to a bowl appearance for the second time in three years.
- ▶ UH posted its first winning record in Mountain West games (5-3) and its second-place finish in the West Division tied for the team's highest-ever finish (2016).
- ▶ UH's wins over UNLV and Wyoming gave them possession of the Island Showdown and Paniolo trophies. UH currently possesses all three of its rivalry trophies along with the Kuter Trophy (vs. Air Force).
- ▶ UH ranked ninth nationally in passing offense (310.3 ypg), its highest average since 2010, which was also the last time they finished with a winning record.
- ▶ UH won six of its first seven games for its best start since 2007, posting a 6-1 record or better for only the fourth time since becoming Division I (1981, '92, and 2007). UH started 3-0 for the first time since 2007.
- ▶ During the season, UH received votes in both the *Associated Press* and *Amway Coaches* poll for the first time since the 2011 season.
- ▶ UH snapped long losing streaks to Colorado State (7 games) and San Diego State (6 games), both of which marked the Warriors' first Mountain West victory in the series.
- ▶ UH had two players selected in the NFL Draft for the first time since 2011 when linebacker Jahlani Tavai was taken in the second round by the Detroit Lions and receiver John Ursua was picked in the seventh round by the Seattle Seahawks.

BOWL BOUND

- ▶ Hawai'i appeared in the SoFi Hawai'i Bowl for the second time in three years while making its 12th overall bowl appearance.
- ▶ UH made its eighth SoFi Hawai'i Bowl appearance and fell to 4-4. Hawai'i also appeared in its 10th bowl game in the state of Hawai'i, including the 1989 Aloha Bowl and 1999 O'ahu Bowl.
- ▶ UH dropped to 6-6 all-time in bowl games with its loss to Louisiana Tech.

BOWL-BOUND COMPETITION

- ▶ Seven of UH's 13 regular-season opponents in 2018 were bowl eligible, including five who were nationally ranked at some point during the season.
- ▶ UH was 2-5 against those teams.
- ▶ Five of UH's eight MW opponents were bowl eligible, with four heading to bowls — Nevada (Arizona Bowl vs. Arkansas State), Fresno State (Las Vegas Bowl vs. Arizona State), Utah State (New Mexico Bowl vs. North Texas), San Diego State (Frisco Bowl vs. Ohio).
- ▶ Two of UH's non-conference opponents were bowl bound — Army (Armed Forces Bowl vs. Houston) and BYU (Potato Bowl vs. Western Michigan).

CONFERENCE HONORS

- ▶ UH placed two members on the All-Mountain West teams while five others received honorable mention as selected by a panel of media and head coaches.
- ▶ Junior wide receiver John Ursua was selected to the first team while junior defensive lineman Kaimana Padello was named to the second team.
- ▶ Senior defensive lineman Zeno Choi, junior cornerback Rojesterman Farris II, sophomore quarterback Cole McDonald, senior linebacker Jahlani Tavai, and freshman offensive lineman Solo Vaipulu were honorable mention.

- ▶ Ursua is the first UH offensive skill position player selected to the MW first team and just the second offensive player (Dejon Allen in 2017).

NATION'S ELITE

- ▶ Receiver John Ursua was one of five finalists for the Polynesian Football Collegiate Player of the Year and one of 11 semifinalists for the Fred Biletnikoff Award, given to the nation's best receiver.
- ▶ Long snapper Noah Borden was among 12 semifinalists for the Wuerffel Award, known as "college football's premier award for community service."

RETURN OF THE RUN AND SHOOT

- ▶ The run-and-shoot offense, which brought national acclaim to UH, returned with resounding success in 2018.
- ▶ The Warriors finished in the Top 10 nationally in passing for the 12th time in the R&S era with 310.3 yards per game, ranking ninth.
- ▶ UH also averaged 419.9 yards of total offense and 30.8 points per game, both of which ranked in the Top 50 nationally.
- ▶ Prior to this year, UH ran the offense for 13 seasons (1999-2011) and led the country in scoring in 2006 and '07.

FREQUENT FLYERS

- ▶ Through the course of the 13-game regular-season slate, the "Road Warriors" made six road trips and played in four different time zones.
- ▶ UH racked up 37,500 miles by air and 332 miles by bus during the year, by far the most of any FBS program this season. Navy was second with 26,496 miles travelled.

GO JOHNNY GO

- ▶ Junior receiver John Ursua, who finished as the nation's leader in receiving touchdowns (16), decided to forgo his

2018 RAINBOW WARRIOR SCHEDULE

Date	Opponent (AP/Coaches)	Result/Time	TV	Notes
Aug. 25	at Colorado State*	W, 43-34	CBSSN	UH led 37-7 in 3Q; McDonald 418 yds pass, 3 TD, 96 yds rush, 2 TD
Sept. 1	NAVY	W, 59-41	CBSSN	UH led 28-0 to open game; McDonald 428 yds pass, 6 TDs
Sept. 8	RICE	W, 43-29	Spectrum	UH defense forced 2 turnovers, 2 on downs; Holly 100 yds rush, 2 TD
Sept. 15	at Army West Point	L, 21-28	CBSSN	UH's 21 points and 362 yards of offense were both season lows
Sept. 22	DUQUESNE (Homecoming)	W, 42-21	Spectrum	UH erased 14-0 deficit; McDonald 5 TDs, Furuta 114 yds rush
Sept. 29	at San José State*	W, 44-41 (50T)	Spectrum	UH's first 50T game; 8th win in last 9 visits to San José State
Oct. 6	WYOMING *	W, 17-13	Spectrum	UH re-claimed Paniolo Trophy; Cordeiro game-winning TD w/1:26 left
Oct. 13	at BYU	L, 23-49	ESPN2	BYU led 28-3 at the half; UH 0-10 all-time in Provo
Oct. 20	NEVADA *	L, 22-40	Spectrum	NEV scored 23 unanswered for 33-14 lead; UH 1-5 on 4th down
Oct. 27	at Fresno State*	L, 20-50	ESPN2	FS led 37-13 at the half; scored on 7 straight offensive possessions
Nov. 3	UTAH STATE * (18/20)	L, 17-56	Spectrum	UH allowed season-high in points and rushing yards (426)
Nov. 17	UNLV *	W, 35-28	Spectrum	UH erased 15-point 4th-quarter deficit; back-up Cordeiro 3 TDs
Nov. 24	at San Diego State*	W, 31-30 (OT)	ESPNU	SDSU fails game-winning FG in regulation and 2-pt attempt in OT

SoFi HAWAII BOWL

Dec. 22	Louisiana Tech	L, 14-31	ESPN	UH held to its lowest scoring output; totaled only 226 yards offense
---------	----------------	----------	------	--

BOLD CAPS = Home games played at Aloha Stadium* = Mountain West game

2018 SEASON REVIEW

senior season and enter the NFL Draft.

- ▶ Ursua became the first UH player named to Associated Press & USA Today Midseason All-America teams (2nd team).
- ▶ Named one of 11 semifinalists for the Biletnikoff Award and earned first-team all-Mountain West honors. Was the recipient of the team's Most Valuable Player award.
- ▶ The Kailua-Kona, Hawai'i, native ranked in the Top 10 nationally in three other categories — No. 5 in receiving yards (1,343), No. 8 in receiving yards per game (103.3), and No. 10 in total touchdowns (17).
- ▶ Finished his career ranked ninth in both career receptions (189) and receiving yards (2,662) and seventh in receiving touchdowns (24).

COLE HARD FACTS

- ▶ Quarterback Cole McDonald ranked in the nation's Top 10 in six categories — No. 6 in passing touchdowns (36); No. 8 in passing yards (3,875), passing yards per game (298.1), total offense (325.7), and points responsible for (246); and No. 9 in points responsible per game (18.9).
- ▶ Selected to the watch lists of the Maxwell Award (nation's top player) and Manning Award (nation's top QB).
- ▶ Finished the season with 3,875 yards, the ninth-highest single-season total in program history. His 36 passing touchdowns was fifth-most and also ranked in the single-season Top 10 in completions (9th, 285), attempts (9th, 484), total offense (7th, 325.7), and touchdowns responsible for (t-4th, 40).
- ▶ Eclipsed the 300-yard mark seven times, including three 400+ games.

OVERTIME SUCCESS

- ▶ UH played two overtime games in 2018, winning both on the road — 44-41 at San José State in a school-record 5 OTs, and 31-30 at San Diego State to close out the regular season.
- ▶ UH's two OT games tied a program-high for most OT games in a single-season.

BIG PLAYS

- ▶ UH ranked No. 20 nationally with a total of 74 offensive plays of 20+ yards.
- ▶ 62 of the 74 explosive plays were by passing, which tied with West Virginia for No. 8 nationally. In addition, 12 were by rushing and 21 resulted in TDs.
- ▶ Quarterback Cole McDonald accounted for 52 passing plays of 20+ yards, along with four rushing plays.
- ▶ UH tied for No. 2 nationally with 13 passing plays of 50+ yards, behind only Alabama's 18 of which nine resulted in touchdowns.
- ▶ Ursua had a team-high 16 20+-yard receptions.

FLY LIKE A BYRD

- ▶ Junior slot receiver Cedric Byrd enjoyed a stellar rookie season at UH, finishing

second on the team with 79 receptions for 970 yards and nine touchdowns.

- ▶ Byrd was a mid-season addition to the watch list to the Fred Biletnikoff Award, given to the nation's top receiver.
- ▶ His 181 yards against Colorado State were the most-ever by a player in his UH debut.

NOT YOUR AVERAGE JOJO

- ▶ Not to be outdone by UH's two leading receivers, junior wideout JoJo Ward proved to be a top target as well. He ranked third on the team with 51 catches for 865 yards and nine touchdowns.
- ▶ Ward had two game-winning touchdown catches in an overtime win over the Aztecs and a 38-yarder with 1:26 left against Wyoming.
- ▶ Caught two of UH's three fourth-quarter touchdowns (64- and 20-yards) in a come-from-behind win over UNLV.

ROOKIE LINE

- ▶ Solo Vaipulu and Ilm Manning were two of four true freshmen nationally to have started every regular-season game on the offensive line.
- ▶ UH was one of 11 teams nationally without a senior starter on the offensive line.

TACKLING MACHINE

- ▶ Senior linebacker Jahlani Tavai missed the second half of the season due to a shoulder injury suffered in the first half against Nevada.
- ▶ The senior from Inglewood, Calif., who was on pace to become the program's all-time leading tackler, finished his career with 391 tackles for second all-time behind only Solomon Elimimian (434 from 2005-08).
- ▶ Also ranked in the career Top 10 in tackles for loss (5th, 41.0) and sacks (7th, 17.5)
- ▶ Finished the season with 82 tackles (10.2 avg.) including 5.5 for loss, two sacks, two PBUs, and one forced fumble.
- ▶ Selected to the watch lists of the Bronko Nagurski Award, the Butkus Award, and the Polynesian College Football Player of the Year.

MAN AMONG GIANTS

- ▶ Undersized defensive lineman Kaimana Padello led the team in sacks with 8.5 and tackles for loss with 13.5.
- ▶ Named second-team all-Mountain West.
- ▶ Ranked fifth in the MW in sacks with an average of 0.61 per game.
- ▶ Standing just 6-foot 215-pounds, the Mililani, O'ahu, native had two sacks, including a strip sack against Wyoming.

HOME OF THE WARRIORS

- ▶ UH picked up its 200th all-time win at Aloha Stadium after a 17-13 victory over Wyoming.
- ▶ With a 5-3 mark, UH has posted winning records at the stadium in two of the last three seasons (4-3 in 2016).

2018 AWARDS & HONORS

NOAH BORDEN

- ▶ CoSIDA All-Academic District 8
- ▶ Wuerffel Award Semifinalist

CEDRIC BYRD

- ▶ Fred Biletnikoff Award Watch List

ZENO CHOI

- ▶ All-MW Honorable Mention

ROJESTERMAN FARRIS II

- ▶ All-MW Honorable Mention

STAN GAUDION

- ▶ Ray Guy Award Watch List

SOLOMON MATAUTIA

- ▶ Polynesian Player of the Year Watch List

COLE McDONALD

- ▶ All-MW Honorable Mention
- ▶ Manning Award Watch List
- ▶ Maxwell Award Watch List
- ▶ MW Offensive Player of the Week, Sept. 3
- ▶ CFPA National Performer of the Week, H.M., Sept 3
- ▶ College Sports Madness MW Player of the Week, Offense, Sept 4
- ▶ Manning Award QB of the Week, Nov. 28
- ▶ Manning Award "Stars of the Week," Sept. 4, Nov. 26
- ▶ Davey O'Brien Award "Great 8," Sept. 4

RYAN MESKELL

- ▶ MW Special Teams POW, Sept. 29

KAIMANA PADELLO

- ▶ All-MW Second Team
- ▶ Burlsworth Trophy Nominee

JAHLANI TAVAI

- ▶ All-MW Honorable Mention
- ▶ Preseason All-MW
- ▶ Bronko Nagurski Award Watch List
- ▶ Butkus Award Watch List
- ▶ Polynesian Player of the Year Watch List

DAKOTA TORRES

- ▶ Allstate AFCA Good Works Nominee

JOHN URSUA

- ▶ Polynesian Player of the Year Finalist
- ▶ Fred Biletnikoff Award Semifinalist
- ▶ All-MW First Team
- ▶ Fred Biletnikoff Award Semifinalist
- ▶ Mid-season AP All-America Second Team

JOJO WARD

- ▶ Earl Campbell Tyler Rose Award Player of the Week, Honorable Mention, Sept. 5 and Nov. 20

SOLO VAIPULU

- ▶ All-MW Honorable Mention

2018 MW REVIEW

2018 MW STANDINGS

MOUNTAIN (AP/Coaches)	MW	Pct	Home	Away	Overall	Pct	Home	Away	Neut	Streak
Boise State (23/24)%	7-1	.875	3-1	4-0	10-3	.769	5-2	5-1	0-0	L1
Utah State (RV/23)	7-1	.875	4-0	3-1	11-2	.846	6-0	4-2	1-0	W1
Wyoming	4-4	.500	2-2	2-2	6-6	.500	3-3	3-3	0-0	W4
Air Force	3-5	.375	2-2	1-3	5-7	.417	4-2	1-5	0-0	W1
Colorado State	2-6	.250	1-3	1-3	3-9	.250	2-4	1-4	0-1	L5
New Mexico	1-7	.125	0-4	1-3	3-9	.250	1-5	2-4	0-0	L7

WEST (AP/Coaches)	MW	Pct	Home	Away	Overall	Pct	Home	Away	Neut	Streak
Fresno State (19/21)%	7-1	.875	4-0	3-1	12-2	.857	6-0	5-2	1-0	W4
Hawai'i	5-3	.625	2-2	3-1	8-6	.571	5-3	3-3	0-0	L1
Nevada	5-3	.625	2-2	3-1	8-5	.615	4-2	3-3	0-0	W1
San Diego State	4-4	.500	2-2	2-2	7-6	.538	5-2	2-3	0-1	L4
UNLV	2-6	.250	1-3	1-3	4-8	.333	3-3	1-5	0-0	W1
San José State	1-7	.125	1-3	0-4	1-11	.083	1-5	1-5	0-0	L4

% - Division champion

PLAYERS OF THE WEEK

Offense

S 3	Cole McDonald, UH
S 10	Brett Rypien, BSU
S 17	Marcus McMaryion, FS
S 24	Jordan Love, USU
O 1	Marcus McMaryion, FS
O 8	Jordan Love, USU
O 15	Jordan Love, USU
O 22	Isaiah Sanders, AFA
O 29	Jordan Love, USU
N 5	Darwin Thompson, USU
N 12	John Love, USU
N 19	Tyler Vander Waal, WYO
N 26	Alexander Mattison, BSU

Defense

S 3	Tyler Horton, BSU
S 10	Aaron Wade, USU
S 17	Marcus Hayes, UNM
S 24	Darren Hall, SDSU
O 1	Mykal Walker, FS
O 8	Darren Hall, SDSU
O 15	Kyahva Tezino, SDSU
O 22	Korey Rush, NEV
O 29	Dakari Monroe, SJSU
N 5	Kyahva Tezino, SDSU
N 12	Jericho Flowers, UNLV
N 19	Andrew Wingard, WYO
N 26	Javin White, UNLV

Special Teams

S 3	Jaron Bryant, FS
S 10	Dominik Eberle, USU
S 17	John Baron II, SDSU
S 24	John Baron II, SDSU
O 1	Ryan Meskell, UH
O 8	John Baron II, SDSU
O 15	Kaelin Himphill, SDSU
O 22	John Baron II, SDSU
O 29	Quinton Conaway, NEV
N 5	John Baron II, SDSU
N 12	Tyson Dyer, UNM
N 19	Dominik Eberle, USU
N 26	Cooper Rothe, WYO

INDIVIDUAL HONORS

Offensive Player of the Year:

Brett Rypien, QB, Boise State

Defensive Player of the Year:

Jeff Allison, LB, Fresno State

Special Teams Player of the Year:

Cooper Rothe, PK, Wyoming

Freshman of the Year:

Toa Taua, RB, Nevada

Coach of the Year:

Matt Wells, Utah State

MW BOWL GAMES

NEW MEXICO BOWL

Dec. 15, 2018

Albuquerque, N.M.

TV: ESPN

Utah State 52, North Texas 13



MITSUBISHI MOTORS LAS VEGAS BOWL

Dec. 15, 2018

Las Vegas, Nev.

TV: ABC

Fresno State 31, Arizona State 20



DXL FRISCO BOWL

Dec. 19, 2018

Frisco, Texas

TV: ESPN

Ohio 27, San Diego State 0



SOFI HAWAII BOWL

Dec. 22, 2018

Honolulu, O'hau

TV: ESPN

Louisiana Tech 31, Hawai'i 14



SERVPRO FIRST RESPONDER BOWL

Dec. 26, 2018

Dallas, Texas

TV: ESPN

Boise State vs. Boston College

(canceled)



NOVA HOME LOANS ARIZONA BOWL

Dec. 29, 2018

Tucson, Ariz.

TV: CBSSN

Nevada 16, Arkansas State 13



NATIONAL POLLS

CFP RANKINGS (FINAL)

Rk	Team
1.	Alabama
2.	Clemson
3.	Notre Dame
4.	Oklahoma
5.	Georgia
6.	Ohio State
7.	Michigan
8.	UCF
9.	Washington
10.	Florida
11.	LSU
12.	Penn State
13.	Washington St
14.	Kentucky
15.	Texas
16.	West Virginia
17.	Utah
18.	Mississippi St
19.	Texas A&M
20.	Syracuse
21.	Fresno State
22.	Northwestern
23.	Missouri
24.	Iowa State
25.	Boise State

ASSOCIATED PRESS (Final)

Rk	Team (1st)
1.	Clemson (61)
2.	Alabama
3.	Ohio State
4.	Oklahoma
5.	Notre Dame
6.	LSU
7.	Florida
8.	Georgia
9.	Texas
10.	Washington St
11.	UCF
12.	Kentucky
13.	Washington
14.	Michigan
15.	Syracuse
16.	Texas A&M
17.	Penn State
18.	Fresno State
19.	Army West Pt
20.	West Virginia
21.	Northwestern
22.	Utah State
23.	Boise State
24.	Cincinnati
25.	Iowa

AMWAY COACHES (Final)

Rk	Team (1st)
1.	Clemson (64)
2.	Alabama
3.	Ohio State
4.	Oklahoma
5.	Notre Dame
6.	Florida
7.	LSU
8.	Georgia
9.	Texas
10.	Washington St
11.	Kentucky
12.	UCF
13.	Washington
14.	Michigan
15.	Syracuse
16.	Texas A&M
17.	Penn State
18.	Fresno State
19.	Northwestern
20.	Army West Pt
21.	Utah State
22.	West Virginia
23.	Cincinnati
24.	Boise State
25.	Mississippi St

2018 ALL-MOUNTAIN WEST FIRST TEAM

OFFENSE

Pos.	Player	Cl.	Team
QB	Brett Rypien	Sr.	Boise State
WR	John Ursua	Jr.	Hawai'i
WR	Preston Williams	Jr.	Colorado State
RB	Nico Evans	Sr.	Wyoming
RB	Alexander Mattison Jr.	Jr.	Boise State
TE	Josh Oliver	Sr.	San José State
OL	Ezra Cleveland	So.	Boise State
OL	Keith Ismael	So.	San Diego State
OL	Quin Ficklin	Sr.	Utah State
OL	Christian Cronk	Sr.	Fresno State
OL	John Molchon	Jr.	Boise State
PK	Cooper Rothe	Jr.	Wyoming
PR/KR	Savon Scarver	So.	Utah State

DEFENSE

Pos.	Player	Cl.	Team
DL	Curtis Weaver	So.	Boise State
DL	Mykal Walker	Jr.	Fresno State
DL	Mabril Frazier	Sr.	Boise State
DL	Korey Rush	Sr.	Nevada
LB	Kyahva Tezino	Jr.	San Diego State
LB	Jeff Allison	Jr.	Fresno State
LB	Malik Reed	Sr.	Nevada
DB	Tyler Horton	Sr.	Boise State
DB	Tank Kelly	Sr.	Fresno State
DB	Dakari Monroe	Sr.	San José State
DB	Andrew Wingard	Sr.	Wyoming
P	Ryan Stonehouse	So.	Colorado State

2018 FINAL STATISTICS

TEAM STATISTICS	UH	OPP
SCORING	431	491
Points Per Game	30.8	35.1
Points Off Turnovers	34	70
FIRST DOWNS	302	297
Rushing	94	138
Passing	182	142
Penalty	26	17
RUSHING YARDAGE	1534	2865
Yards gained rushing	1876	3163
Yards lost rushing	342	298
Rushing Attempts	418	582
Average Per Rush	3.7	4.9
Average Per Game	109.6	204.6
TDs Rushing	11	35
PASSING YARDAGE	4344	3291
Comp-Att-Int	320-545-12	242-395-5
Average Per Pass	8.0	8.3
Average Per Catch	13.6	13.6
Average Per Game	310.3	235.1
TDs Passing	43	28
TOTAL OFFENSE	5878	6156
Total Plays	963	977
Average Per Play	6.1	6.3
Average Per Game	419.9	439.7
KICK RETURNS: #-Yards	40-866	46-1083
PUNT RETURNS: #-Yards	20-173	23-104
INT RETURNS: #-Yards	5-17	12-250
KICK RETURN AVERAGE	21.6	23.5
PUNT RETURN AVERAGE	8.6	4.5
INT RETURN AVERAGE	3.4	20.8
FUMBLES-LOST	20-9	21-7
PENALTIES-Yards	83-737	101-983
Average Per Game	52.6	70.2
PUNTS-Yards	59-2363	58-2301
Average Per Punt	40.1	39.7
Net punt average	38.3	35.3
KICKOFFS-Yards	75-4185	85-5110
Average Per Kick	55.8	60.1
Net kick average	36.7	40.5
TIME OF POSSESSION/Game	29:18	30:42
3RD-DOWN Conversions	59/178	86/203
3rd-Down Pct	33%	42%
4TH-DOWN Conversions	22/38	18/28
4th-Down Pct	58%	64%
SACKS BY-Yards	30-185	46-266
MISC YARDS	0	94
TOUCHDOWNS SCORED	55	65
FIELD GOALS-ATTEMPTS	15-18	13-24
ON-SIDE KICKS	0-5	1-3
RED-ZONE SCORES	(48-57) 84%	(53-62) 85%
RED-ZONE TOUCHDOWNS	(36-57) 63%	(42-62) 68%
PAT-ATTEMPTS	(46-47) 98%	(60-61) 98%
ATTENDANCE	205455	192530
Games/Avg Per Game	8/25682	6/32088

SCORE BY QUARTERS	1st	2nd	3rd	4th	OT	Total
Hawai'i	81	119	76	135	20	431
Opponents	128	109	119	119	16	491

2018 FINAL STATISTICS

RUSHING	GP-GS	Att	Gain	Loss	Net	Avg	TD	LG	Avg/G
HOLLY III, Fred	14	108	490	22	468	4.3	4	46	33.4
FURUTA, Dayton	13	93	472	13	459	4.9	2	22	35.3
MCDONALD, Cole	13	134	592	233	359	2.7	4	28	27.6
REED, Miles	10	30	140	10	130	4.3	0	15	13.0
DALE, Elijah	14	19	77	6	71	3.7	0	27	5.1
CORDEIRO, Chevan	4	23	90	44	46	2.0	0	17	11.5
ITO, Genta	1	2	8	0	8	4.0	0	5	8.0
URSUA, John	13	2	4	0	4	2.0	1	3	0.3
DAVIS, Mel	1	1	3	0	3	3.0	0	3	3.0
MOUSSA, Jeremy	2	1	0	1	-1	-1.0	0	0	-0.5
Total	14	418	1876	342	1534	3.7	11	46	109.6
Opponents	14	582	3163	298	2865	4.9	35	76	204.6



FRED HOLLY III

PASSING	G-GS	Effic	Cmp-Att-Int	Pct	Yds	TD	LG	Avg/G
MCDONALD, Cole	13	146.55	285-484-10	58.9	3875	36	80	298.1
CORDEIRO, Chevan	4	159.30	30-49-2	61.2	384	6	68	96.0
MOUSSA, Jeremy	2	152.98	4-9-0	44.4	77	1	27	38.5
TEAM	11	0.00	0-2-0	0.0	0	0	0	0.0
CASSEL, Kolney	1	167.20	1-1-0	100.0	8	0	8	8.0
Total	14	147.30	320-545-12	58.7	4344	43	80	310.3
Opponents	14	152.11	242-395-5	61.3	3291	28	76	235.1



COLE MCDONALD

RECEIVING	G-GS	No.	Yds	Avg	TD	LG	Avg/G
URSUA, John	13	89	1343	15.1	16	80	103.3
BYRD, Cedric	14	79	970	12.3	9	55	69.3
WARD, JoJo	14	51	865	17.0	9	75	61.8
ARMSTRONG-BROWN, M.	14	50	573	11.5	2	42	40.9
STUBBLEFIELD, Devan	14	13	200	15.4	2	38	14.3
FURUTA, Dayton	13	10	89	8.9	1	20	6.8
SHARSH, Jason-Matthew	11	9	152	16.9	1	49	13.8
HOLLY III, Fred	14	8	77	9.6	0	23	5.5
DALE, Elijah	14	3	32	10.7	2	18	2.3
TORRES, Dakota	13	2	13	6.5	1	12	1.0
KAMAKA, Tristin	11	2	8	4.0	0	8	0.7
REED, Miles	10	2	8	4.0	0	6	0.8
ROOKS, Eric	2	1	8	8.0	0	8	4.0
ITO, Genta	1	1	6	6.0	0	6	6.0
Total	14	320	4344	13.6	43	80	310.3
Opponents	14	242	3291	13.6	28	76	235.1



JOHN URSUA

KICK RETURNS	No.	Yds	Avg	TD	LG
AUGAFA, Justice	19	409	21.5	0	45
DALE, Elijah	15	336	22.4	0	43
BYRD, Cedric	3	93	31.0	0	46
KAMAKA, Tristin	1	18	18.0	0	18
HOLLY III, Fred	1	10	10.0	0	10
Total	40	866	21.6	0	46
Opponents	46	1083	23.5	0	72

INTERCEPTIONS	No.	Yds	Avg	TD	LG
WILSON, Zach	2	13	6.5	0	13
FORD, Eugene	1	0	0.0	0	0
HUNE, Kendall	1	0	0.0	0	0
FARRIS, Rojesterman	1	4	4.0	0	4
Total	5	17	3.4	0	13
Opponents	12	250	20.8	1	61

PUNT RETURNS	No.	Yds	Avg	TD	LG
AUGAFA, Justice	13	103	7.9	0	41
WARD, JoJo	3	13	4.3	0	7
BYRD, Cedric	2	6	3.0	0	3
SANITOA, Scheyenne	1	12	12.0	0	0
KEENE, Jeffery	1	11	11.0	0	0
HENDRIE, Maxwell	0	19	0.0	1	19
FORD, Eugene	0	9	0.0	0	9
Total	20	173	8.6	1	41
Opponents	23	104	4.5	0	20

FUMBLE RETURNS	No.	Yds	Avg	TD	LG
PICANCO, Kana'i	1	11	11.0	0	11
Total	1	11	11.0	0	11
Opponents	2	20	10.0	1	15

2018 FINAL STATISTICS

SCORING	TD	FGs	PATs				DXP	SAF	PTS
			Kick	Rush	Rcv	Pass			
URSUA, John	17	0-0	0-0	0-1	1	1-1	0	0	104
MESKELL, Ryan	0	15-18	46-47	0-0	0	0-0	0	0	91
WARD, JoJo	9	0-0	0-0	0-0	1	0-0	0	0	56
BYRD, Cedric	9	0-0	0-0	0-0	0	0-0	0	0	54
MCDONALD, Cole	4	0-0	0-0	1-1	0	2-3	0	0	26
HOLLY III, Fred	4	0-0	0-0	0-0	0	0-0	0	0	24
FURUTA, Dayton	3	0-0	0-0	0-0	0	0-0	0	0	18
ARMSTRONG-BROWN	2	0-0	0-0	0-0	2	0-0	0	0	16
DALE, Elijah	2	0-0	0-0	0-0	0	0-0	0	0	12
STUBBLEFIELD, Devan	2	0-0	0-0	0-0	0	0-0	0	0	12
TORRES, Dakota	1	0-0	0-0	0-0	0	0-0	0	0	6
HENDRIE, Maxwell	1	0-0	0-0	0-0	0	0-0	0	0	6
SHARSH, Jason-M	1	0-0	0-0	0-0	0	0-0	0	0	6
Total	55	15-18	46-47	1-2	4	4-6	0	0	431
Opponents	65	13-24	60-61	0-1	0	0-3	0	1	491

FIELD GOALS	FG	Pct	01-19	20-29	30-39	40-49	50+	Lg	Blk
MESKELL, Ryan	15-18	83.3	0-0	5-5	7-8	3-4	0-1	43	0

TOTAL OFFENSE	G	Plays	Rush	Pass	Total	Avg/G
MCDONALD, Cole	13	618	359	3875	4234	325.7
HOLLY III, Fred	14	108	468	0	468	33.4
FURUTA, Dayton	13	93	459	0	459	35.3
CORDEIRO, Chevan	4	72	46	384	430	107.5
REED, Miles	10	30	130	0	130	13.0
MOUSSA, Jeremy	2	10	-1	77	76	38.0
DALE, Elijah	14	19	71	0	71	5.1
CASSEL, Kolney	1	1	0	8	8	8.0
ITO, Genta	1	2	8	0	8	8.0
URSUA, John	13	2	4	0	4	0.3
DAVIS, Mel	1	1	3	0	3	3.0
Total	14	963	1534	4344	5878	419.9
Opponents	14	977	2865	3291	6156	439.7

FG SEQUENCE	Hawai'i	Opponents
Colorado State	(21),(30),(35)	45,48
Navy	(23)	-
Rice	-	(34),(31)
Army West Point	-	27
Duquesne	-	-
San José State	(25),36,49,(35),(35)	(24),49,42,30,(20),47
Wyoming	(39)	(40),(23)
BYU	(33)	-
Nevada	-	(23),(27),56
Fresno State	(43),(28),53	(22),(32),(21),38
Utah State	(41)	28
UNLV	(36),(41)	-
San Diego State	(22)	(53),32
Louisiana Tech	-	(24)

Numbers in (parentheses) indicate field goal was made.

PUNTING	No.	Yds	Avg	Lg	TB	FC	I20	50+	Blk
GAUDION, Stan	49	1998	40.8	56	0	12	11	3	0
SCRUTON, Ben	10	365	36.5	46	0	6	0	0	0
Total	59	2363	40.1	56	0	18	11	3	0
Opponents	58	2301	39.7	64	4	15	23	10	2

KICKOFFS	No.	Yds	Avg	TB	OB	Retn	Net	Yd Ln
MESKELL, Ryan	47	2621	55.8	6	2			
BOYLE, Michael	27	1513	56.0	8	0			
TRIFONOVITCH	1	51	51.0	0	0			
Total	75	4185	55.8	14	2	1083	36.7	28
Opponents.....	85	5110	60.1	32	1	866	40.5	24

ALL PURPOSE	G	Rush	Rec	PR	KOR	IR	Tot	Avg/G
URSUA, John	13	4	1343	0	0	0	1347	103.6
BYRD, Cedric	14	0	970	6	93	0	1069	76.4
WARD, JoJo	14	0	865	13	0	0	878	62.7
ARMSTRONG-BROWN	14	0	573	0	0	0	573	40.9
HOLLY III, Fred	14	468	77	0	10	0	555	39.6
FURUTA, Dayton	13	459	89	0	0	0	548	42.2
AUGAFA, Justice	10	0	0	103	409	0	512	51.2
DALE, Elijah	14	71	32	0	336	0	439	31.4
MCDONALD, Cole	13	359	0	0	0	0	359	27.6
STUBBLEFIELD, D	14	0	200	0	0	0	200	14.3
SHARSH, Jason-M	11	0	152	0	0	0	152	13.8
REED, Miles	10	130	8	0	0	0	138	13.8
CORDEIRO, C.	4	46	0	0	0	0	46	11.5
KAMAKA, Tristin	11	0	8	0	18	0	26	2.4
HENDRIE, M.	13	0	0	19	0	0	19	1.5
ITO, Genta	1	8	6	0	0	0	14	14.0
WILSON, Zach	13	0	0	0	0	13	13	1.0
TORRES, Dakota	13	0	13	0	0	0	13	1.0
SANITOA, S.	12	0	0	12	0	0	12	1.0
KEENE, Jeffery	6	0	0	11	0	0	11	1.8
FORD, Eugene	14	0	0	9	0	0	9	0.6
ROOKS, Eric	2	0	8	0	0	0	8	4.0
FARRIS, R.	14	0	0	0	0	4	4	0.3
DAVIS, Mel	1	3	0	0	0	0	3	3.0
MOUSSA, Jeremy	2	-1	0	0	0	0	-1	-0.5
Total	14	1534	4344	173	866	17	6934	495.3
Opponents	14	2865	3291	104	1083	250	7693	549.5



RYAN MESKELL



CEDRIC BYRD II

2018 FINAL STATISTICS

DEFENSIVE LEADERS	GP-GS	Tackles				TFL/Yds	Sacks No-Yards	Pass Def			Fumbles		Blkd	
		Solo	Ast	Total				Int-Yds	BrUp	QBH	Rcv-Yds	FF	Kick	Saf
27 MATAUTIA, Solomon	13-12	54	38	92	4.5-10	1.0-3	.	4	2	.	3	.	.	
33 PAVIHI, Penei	14-12	46	41	87	6.5-26	1.5-7	.	2	.	2-0	1	.	.	
22 OKEKE, Ikem	14-13	60	27	87	3.0-14	.	.	3	.	.	1	.	.	
31 TAVAI, Jahlani	8-8	42	40	82	5.5-16	2.0-11	.	2	1	.	1	1	.	
16 HICKS, Kalen	14-14	53	23	76	4.0-15	1.0-7	.	3	1	
4 FARRIS, Rojesterman	14-13	35	10	45	.	.	1-4	11	.	.	1	.	.	
99 CHOI, Zeno	14-14	21	20	41	7.5-22	3.0-14	.	.	5	1-0	1	.	.	
95 HUNE, Kendall	14-0	19	21	40	1.0-7	1.0-7	1-0	1	.	1-0	.	1	.	
10 BETHLEY, Khoury	14-0	35	5	40	.	.	.	4	.	1-0	1	.	.	
91 AKOTEU, Sam	14-14	24	11	35	5.5-11	3.0-7	
14 HUDSONRASMUSSEN	14-8	24	10	34	1.0-7	.	.	3	.	.	2	.	.	
54 TA'ALA, Blessman	14-14	17	15	32	3.5-3	.	.	.	2	.	.	1	.	
41 SANITOA, Scheyenne	12-2	21	9	30	4.0-16	2.0-13	.	2	.	.	.	1	.	
8 FORD, Eugene	14-10	18	8	26	.	.	1-0	3	
53 PICANCO, Kana'i	14-0	14	11	25	1.5-5	1.0-4	.	.	1	1-11	.	.	.	
96 PADELLO, Kaimana	14-7	15	9	24	13.5-108	8.5-87	.	1	5	.	1	.	.	
20 WILSON, Zach	13-4	12	10	22	1.0-1	.	2-13	
43 ELDRIDGE, Tevarua	14-0	8	13	21	.	.	.	1	
49 WILLIAMS, Manly	11-4	8	12	20	3.0-15	3.0-15	.	1	
48 THOMAS, Derek	14-5	13	5	18	1.0-2	1.0-2	
15 SCOTT, Paul	11-0	12	5	17	2	.	.	
69 SEEI, Azia	9-0	8	2	10	
66 MOANANU, Eperone	12-0	2	7	9	
29 DALTON, Donovan	12-0	4	2	6	0.5-0	
24 KANESHIRO, Kai	4-0	6	.	6	
28 HAYES, Cameron	9-0	5	1	6	1.0-3	
11 DOMINIQUE, Jay	6-0	2	2	4	
58 FALEMALU, Rashaan	12-0	3	1	4	
9 STUBBLEFIELD, Devan	14-2	2	2	4	
25 TIME, Manase	9-0	2	1	3	
92 HENDRIE, Maxwell	13-0	3	.	3	2.0-8	2.0-8	.	1	2	
51 MANUWAI, Makai	7-0	1	2	3	
35 KEENE, Jeffery	6-0	.	2	2	1	.	
37 MASHIMA, Alakai	4-0	1	1	2	
45 TORRES, Dakota	13-1	2	.	2	
6 BYRD, Cedric	14-13	2	.	2	
94 MESKELL, Ryan	14-0	1	.	1	
75 MANNING, IIm	14-14	1	.	1	
85 ARMSTRONG-BROWN	14-13	1	.	1	
72 LEVAO, Kohl	14-14	1	.	1	
2H DALE, Elijah	14-0	1	.	1	
39 KUEWA, Kalamaku	3-0	1	.	1	
10 PRITCHARD, Jeremiah	1-0	.	1	1	0.5-1	
57 HENSLEY, J.R.	14-14	1	.	1	
1 BORDEN, Noah	14-0	1-0	.	.	.	
Total	14-0	601	367	968	70-290	30-185	5-17	42	19	7-11	14	5	.	
Opponents	14-0	580	225	805	80.0-328	46-266	12-250	75	14	9-20	12	.	1	

2018 FINAL STATISTICS

TEAM GAME HIGHS

Rushes	42	at San José State (Sep 29)
Yards Rushing	245	vs Duquesne (Sep 22)
Yards Per Rush	6.6	vs Duquesne (Sep 22)
TD Rushes	2	at Colorado State (Aug 25) vs Rice (Sep 08)
Pass attempts	57	at San José State (Sep 29)
Pass completions	34	at San José State (Sep 29)
Yards Passing	452	at San Diego State (Nov 24)
Yards Per Pass	11.3	at Colorado State (Aug 25)
TD Passes	6	vs Navy (Sept 1)
Total Plays	99	at San José State (Sep 29)
Total Offense	617	at Colorado State (Aug 25)
Yards Per Play	8.5	at Colorado State (Aug 25, 2018)
Points	59	vs Navy (Sept 1, 2018)
Sacks By	5	at San José State (Sep 29) vs Wyoming (Oct 06)
First Downs	34	vs Duquesne (Sep 22)
Penalties	12	vs Louisiana Tech (Dec 22)
Penalty Yards	140	vs Louisiana Tech (Dec 22)
Turnovers	3	vs Louisiana Tech (Dec 22)
Interceptions By	1	at Colorado State (Aug 25) vs Rice (Sep 08) vs Duquesne (Sep 22) at BYU (Oct 13) vs Louisiana Tech (Dec 22)
Punts	9	vs Louisiana Tech (Dec 22)
Punting Avg	47.7	at Colorado State (Aug 25)
Long Punt	56	at Colorado State (Aug 25)
Punts inside 20	3	vs Wyoming (Oct 06) vs Louisiana Tech (Dec 22)
Long Punt Return	41	vs Wyoming (Oct 06)

INDIVIDUAL GAME HIGHS

Rushes	17	HOLLY III, F. vs Navy (Sept 1) HOLLY III, F. vs Rice (Sep 08)
Yards Rushing	114	FURUTA, Dayton vs Duquesne (Sep 22)
TD Rushes	2	MCDONALD, Cole at Colorado State (Aug 25) HOLLY III, F. vs Rice (Sep 08)
Long Rush	46	HOLLY III, F. vs Rice (Sep 08)
Pass attempts	57	MCDONALD, Cole at San José State (Sep 29)
Pass completions	34	MCDONALD, Cole at San José State (Sep 29)
Yards Passing	452	MCDONALD, Cole at San Diego State (Nov 24)
TD Passes	6	MCDONALD, Cole vs Navy (Sept 1)
Long Pass	80	MCDONALD, Cole at Army West Point (Sep 15)
Receptions	13	URSUA, John at San José State (Sep 29)
Yards Receiving	181	BYRD, Cedric at Colorado State (Aug 25)
TD Receptions	3	URSUA, John at San José State (Sep 29)
Long Reception	80	URSUA, John at Army West Point (Sep 15)
Field Goals	3	MESKELL, Ryan at Colorado State (Aug 25) MESKELL, Ryan at San José State (Sep 29)
Long Field Goal	43	MESKELL, Ryan at Fresno State (Oct 27)
Punts	7	GAUDION, Stan vs Louisiana Tech (Dec 22)
Punting Avg	53.5	GAUDION, Stan at Colorado State (Aug 25)
Long Punt	56	GAUDION, Stan at Colorado State (Aug 25)
Punts inside 20	3	GAUDION, Stan vs Wyoming (Oct 06) GAUDION, Stan vs Louisiana Tech (Dec 22)
Long Punt Return	41	AUGAFA, Justice vs Wyoming (Oct 06)
Long Kickoff Return	46	BYRD, Cedric vs Louisiana Tech (Dec 22)
Tackles	15	TAVAI, Jahlani at Army West Point (Sep 15)
Sacks	2.0	WILLIAMS, Manly vs Navy (Sept 1) PADELLO, K. vs Rice (Sep 08) PADELLO, K. at San José State (Sep 29) PADELLO, K. vs Wyoming (Oct 06) HENDRIE, M. at BYU (Oct 13)
Tackles For Loss	3.5	PADELLO, K. at San José State (Sep 29)
Interceptions	1	FORD, Eugene at Colorado State (Aug 25) WILSON, Zach vs Rice (Sep 08) WILSON, Zach vs Duquesne (Sep 22) FARRIS, R. at BYU (Oct 13) HUNE, Kendall vs Louisiana Tech (Dec 22)

OPPONENT TEAM GAME HIGHS

Rushes	66	at Army West Point (Sep 15)
Yards Rushing	426	vs Utah State (Nov 03)
Yards Per Rush	7.9	vs Utah State (Nov 03)
TD Rushes	7	vs Utah State (Nov 03)
Pass attempts	51	at Colorado State (Aug 25)
Pass completions	34	at Colorado State (Aug 25)
Yards Passing	537	at Colorado State (Aug 25)
Yards Per Pass	16.2	at Army West Point (Sep 15)
TD Passes	5	at Colorado State (Aug 25)
Total Plays	86	at San José State (Sep 29)
Total Offense	653	at Colorado State (Aug 258)
Yards Per Play	8.6	at Colorado State (Aug 25)
Points	56	vs Utah State (Nov 03)
Sacks By	9	vs Louisiana Tech (Dec 22)
First Downs	29	at Colorado State (Aug 258) vs Utah State (Nov 03)
Penalties	12	at Colorado State (Aug 25) vs Utah State (Nov 03)
Penalty Yards	120	at Colorado State (Aug 25)
Turnovers	3	vs Nevada (Oct 20) vs Louisiana Tech (Dec 22)
Interceptions By	3	vs Louisiana Tech (Dec 22)
Punts	7	vs Duquesne (Sep 22)
Punting Avg	47.6	at San José State (Sep 29)
Long Punt	64	vs Rice (Sep 08)
Punts inside 20	4	vs Duquesne (Sep 22)
Long Punt Return	20	at San José State (Sep 29)

OPPONENT INDIVIDUAL GAME HIGHS

Rushes	31	WASHINGTON, J., at San Diego State (Nov 24)
Yards Rushing	192	EVANS, Nico, vs Wyoming (Oct 06)
TD Rushes	4	ABEY, Zach, vs Navy (Sept 1)
Long Rush	76	RIVERS, Ronnie, at Fresno St. (Oct 27)
Pass attempts	50	CARTA-SAMUELS, at Colorado St. (Aug 25)
Pass completions	34	CARTA-SAMUELS, at Colorado St. (Aug 25)
Yards Passing	537	CARTA-SAMUELS, at Colorado St. (Aug 25)
TD Passes	5	CARTA-SAMUELS, at Colorado St. (Aug 25)
Long Pass	76	CHAPMAN, C., at San Diego St. (Nov 24)
Receptions	9	WILLIAMS, P., at Colorado St. (Aug 25)
Yards Receiving	188	WILLIAMS, P., at Colorado St. (Aug 25)
TD Receptions	2	WILLIAMS, P., at Colorado St. (Aug 25) JOHNSON, O., at Colorado St. (Aug 25)
Long Reception	76	TREVILLION, F., at San Diego St. (Nov 24)
Field Goals	3	FULLER, Asa, at Fresno St. (Oct 27)
Long Field Goal	53	BARON, John, at San Diego St. (Nov 24)
Punts	7	MACZURA, Mitch, vs Duquesne (Sep 22)
Punting Avg	62.0	Schrage, Nick, at Army West Point (Sep 15)
Long Punt	64	FOX, Jack, vs Rice (Sep 08)
Punts inside 20	4	MACZURA, Mitch, vs Duquesne (Sep 22)
Long Punt Return	20	COTTRELL, Thai, at San José St. (Sep 29)
Long Kickoff Return	72	COTTRELL, Thai, at San José St. (Sep 29)
Tackles	15	SCOTT, Jamal, at San José St. (Sep 29)
Sacks	4.0	BAKER, Willie, vs Louisiana Tech (Dec 22)
Tackles For Loss	5.0	BAKER, Willie, vs Louisiana Tech (Dec 22)
Interceptions	2	ROBERTSON, Amik, vs Louisiana Tech (Dec 22)

CAREER LEADERS



CHANG



BRENNAN



MONIZ

PASSING

No	Player	Years	GP	Att	Com	Int	Pct	Yds	TD	CPG	YPG	Eff
1.	Timmy Chang	2000-04	53	2,436	1,388	80	.570	17,072	117	26.2	322.1	125.1
2.	Colt Brennan	2005-07	38	1,584	1,115	42	.703	14,193	131	29.3	373.5	167.6
3.	Bryant Moniz	2009-11	34	1,271	791	30	.622	10,169	75	23.3	299.1	144.2
4.	Dan Robinson	1997-99	25	914	453	30	.496	6,038	39	18.2	241.5	112.6
5.	Garrett Gabriel	1987-90	34	661	356	31	.539	5,631	47	10.5	165.6	139.5
6.	Dru Brown	2016-17	25	747	463	15	.620	5,273	37	18.5	210.9	139.3
7.	Raphel Cherry	1981-84	37	680	353	24	.519	5,046	28	9.5	136.3	114.3
8.	Sean Schroeder	2012-13	23	720	408	26	.567	4,838	39	17.7	210.3	123.8
9.	Gregg Tipton	1985-86	24	665	367	28	.552	4,775	23	15.3	199.0	118.5
10.	Ikaika Woolsey	2013-16	50	684	338	28	.494	4,233	24	6.8	84.7	104.8
11.	Nick Rolovich	2000-01	14	541	296	13	.547	4,176	40	21.1	298.3	139.1
12.	Cole McDonald	2017-	19	493	290	10	.588	3,897	37	15.3	205.1	145.9
13.	Warren Jones	1985-88	29	477	249	21	.522	3,885	23	8.6	134.0	127.7
14.	Michael Carter	1990-93	46	521	229	16	.440	3,504	26	5.0	76.2	110.8
15.	Larry Arnold	1967-69	25	512	273	23	.533	3,329	33	10.9	133.2	118.9
16.	Greg Alexander	2008-09	13	395	252	9	.638	3,328	23	19.4	256.0	149.2
17.	Jeff Duva	1977-78	22	405	218	17	.538	2,950	25	9.9	134.1	126.9
18.	Mike Biscotti	1970-72	29	332	160	22	.482	2,161	12	5.5	74.5	101.5
19.	Alex Kaloi	1973-76	26	402	198	30	.492	2,150	10	7.6	82.7	87.5
20.	Bernard Quarles	1981-82	21	264	143	7	.541	1,952	11	6.8	93.0	124.7



ALLEN



SAINT JUSTE



CARTER

RUSHING

No	Player	Years	GP	Att	Gain	Loss	Net	Avg	TD	YPG
1.	Gary Allen	1978-81	43	647	3,654	203	3,451	5.3	19	80.3
2.	Diocemy Saint Juste	2013-14, '16-17	49	570	3,217	115	3,102	5.4	13	63.3
3.	Michael Carter	1990-93	46	557	3,046	518	2,528	4.5	39	55.0
4.	Travis Sims	1989-92	38	367	2,319	8	2,311	6.3	14	60.8
5.	Joey Iosefa	2011-14	32	512	2,314	96	2,218	4.3	21	69.3
6.	Larry Sherrer	1969-71	26	373	2,290	116	2,174	5.8	26	83.6
7.	Jamal Farmer	1988-91	27	440	2,163	39	2,124	4.8	31	78.7
8.	Heikoti Fakava	1985-88	47	455	2,137	26	2,111	4.6	31	44.9
9.	Wilbert Haslip	1975-78	37	421	2,124	51	2,073	4.9	11	56.0
10.	Albert Holmes	1971-73	29	381	2,086	145	1,941	5.1	18	66.9
11.	Bill Massey	1968-70	35	298	1,853	74	1,779	6.2	17	59.3
12.	Steven Lakalaka	2013-16	43	422	1,766	49	1,717	4.1	19	39.9
13.	Paul Harris	2015-16	26	278	1,746	46	1,700	6.1	8	65.4
14.	Nate Ilaoa	2002-03, '05-06	37	222	1,719	30	1,689	7.6	20	45.6
15.	Alex Green	2009-10	27	232	1,711	59	1,652	7.1	20	61.2
16.	George Bell	1977-79	42	380	1,686	45	1,641	4.3	14	39.1
17.	Anthony Edgar	1981-82	21	319	1,622	77	1,545	4.8	16	73.6
18.	David Toloumu	1978-81	43	315	1,620	110	1,510	4.8	17	35.1
19.	Nuu Faaola	1982-85	32	304	1,521	34	1,487	4.9	12	46.5
20.	Charles Tharp	1997-98	24	341	1,572	97	1,475	4.3	9	61.5

CAREER LEADERS



SALAS



RIVERS



BESS

RECEIVING

No	Player	Years	GP	Rec	Yards	YPR	TD	RPG	YPG
1.	Greg Salas	2007-10	49	285	4,345	15.2	26	5.8	88.7
2.	Jason Rivers	2003-04, '06-07	51	292	3,919	13.4	35	5.7	76.8
3.	Davone Bess	2005-07	39	293	3,610	12.3	41	7.5	92.5
4.	Ryan Grice-Mullen	2005-07	35	237	3,370	14.2	36	6.7	96.2
5.	Ashley Lelie	1999-2001	36	194	3,341	17.2	32	5.4	92.8
6.	Chad Owens	2001-04	44	239	3,031	12.7	29	5.4	68.9
7.	Justin Colbert	1999-2002	45	212	2,905	13.7	14	4.7	64.6
8.	Walter Murray	1982-85	45	178	2,865	16.1	20	3.9	63.7
9.	John Ursua	2016-18	33	189	2,662	14.1	24	5.7	80.7
10.	Marcus Kemp	2013-16	51	176	2,570	14.6	13	3.5	50.4
11.	Kealoha Pilaes	2007-10	47	209	2,491	11.9	22	4.4	53.0
12.	Britton Komine	2001-04	41	164	2,276	13.9	19	4.0	55.5
13.	Chris Roscoe	1987-89	34	108	2,265	21.0	22	3.2	66.6
14.	Channon Harris	1999-2001	36	161	2,186	13.6	17	4.1	60.7
15.	Royce Pollard	2008-11	42	154	2,140	13.9	15	3.7	51.0
16.	Craig Stutzmann	1998-2001	46	177	2,025	11.4	18	3.8	44.0
17.	Billy Ray Stutzmann	2010-13	44	148	1,845	12.4	9	3.4	41.9
18.	Dwight Carter	1998-99	24	117	1,820	15.6	12	4.9	75.8
19.	Dane McArthur	1987-90	44	127	1,784	14.0	12	2.9	40.5
20.	Jeremiah Cockheran	2002-03	24	110	1,728	15.7	14	4.6	72.0



GABRIEL



CHERRY



ROBINSON

TOTAL OFFENSE LEADERS

No	Player	Years	GP	Plays	Rush	Pass	Net	TD	YPP	YPG
1.	Timmy Chang	2000-04	53	2,587	-162	17,072	16,910	123	6.5	319.1
2.	Colt Brennan	2005-07	38	1,851	547	14,193	14,740	146	7.9	387.8
3.	Bryant Moniz	2009-11	34	1,491	512	10,169	10,681	88	7.2	314.1
4.	Garrett Gabriel	1987-90	34	902	550	5,631	6,181	57	6.9	181.8
5.	Michael Carter	1990-93	45	1,095	2,528	3,504	6,032	58	5.5	160.4
6.	Raphel Cherry	1981-84	37	1,073	898	5,046	5,944	43	5.5	160.4
7.	Dan Robinson	1997-99	25	1,059	-118	6,038	5,920	45	5.6	236.8
8.	Dru Brown	2016-17	25	893	313	5,273	5,586	43	6.3	223.4
9.	Warren Jones	1985-88	28	753	879	3,885	4,764	33	6.3	164.3
10.	Sean Schroeder	2012-13	23	827	-220	4,838	4,618	42	5.6	200.8
11.	Gregg Tipton	1985-86	24	832	-159	4,775	4,616	27	5.5	192.3
12.	Ikaika Woolsey	2013-16	50	663	382	4,233	4,615	28	7.1	106.7
13.	Cole McDonald	2017-	19	643	497	3,897	4,394	42	6.8	231.3
14.	Nick Rolovich	2000-01	14	598	25	4,176	4,201	40	7.0	300.1
15.	Greg Alexander	2008-09	13	522	242	3,328	3,570	26	6.8	274.6
16.	Gary Allen	1978-81	43	657	3,451	36	3,487	24	5.3	81.1
17.	Jeff Duva	1977-78	22	557	163	2,950	3,113	29	5.6	141.5
18.	Larry Arnold	1967-69	25	593	-228	3,329	3,101	34	5.2	124.0
19.	Glenn Freitas	1993-96	40	645	1,055	1,777	2,832	31	4.4	70.8
20.	Alex Kaloi	1973-76	26	647	552	2,150	2,702	17	4.2	103.9

CAREER LEADERS

ALL-PURPOSE YARDS

No	Player	Years	GP	Rush	Rec	PR	KOR	IR	Net	YPG
1.	Chad Owens	2001-04	44	62	3,031	1,014	1,354	0	5,461	124.1
2.	Gary Allen	1978-81	43	3,451	895	86	126	0	4,558	106.0
3.	Greg Salas	2007-10	49	0	4,345	55	0	0	4,400	89.8
4.	Jeff Sydnor	1989-91	35	864	1,317	895	1,061	0	4,137	118.2
5.	Jason Rivers	2003-04, '06-'07	51	0	3,919	0	0	0	3,919	76.8
6.	Davone Bess	2005-07	39	6	3,610	261	0	0	3,877	99.4
7.	Diocemy Saint Juste	2013-14, '16-17	49	3,102	219	0	460	0	3,781	77.2
8.	Nate Ilaoa	2002-03, '05-'06	37	1,689	1,694	0	0	0	3,383	91.4
9.	Kealoha Pilares	2007-10	47	701	2,491	31	156	0	3,379	71.9
10.	Ryan Grice-Mullen	2005-07	35	0	3,370	0	0	0	3,370	96.2
11.	Ashley Lelie	1998-2001	36	0	3,341	0	0	0	3,341	92.8
12.	Walter Murray	1982-85	45	102	2,865	0	172	0	3,139	69.7
13.	Ross Dickerson	2003-06	49	38	1,674	0	1,421	0	3,133	63.9
14.	Darrick Branch	1989-92	47	-14	1,614	390	1,105	0	3,095	65.8
15.	Justin Colbert	1999-2002	45	-1	2,905	7	88	0	2,999	66.6
16.	Matt Harding	1992-95	48	147	712	136	1,911	0	2,906	60.5
17.	Paul Harris	2015-16	26	1,700	168	0	973	0	2,841	109.3
18.	Dane McArthur	1987-90	44	962	1,784	0	84	0	2,830	64.3
19.	David Toloumu	1978-81	43	1,510	262	57	994	0	2,823	65.7
20.	Larry Sherrer	1969-71	26	2,174	305	24	268	0	2,771	106.6

SCORING

No	Player	Years	GP	TD	XPK	XPR/P	FG	PTS	PPG
1.	Jason Elam	1988-92	51	0	158-161	0-1	79-100	395	7.7
2.	Justin Ayat	2001-04	53	0	191-209	0-0	59-89	368	6.9
3.	Dan Kelly	2005-08	53	0	200-212	0-0	45-69	335	6.3
4.	Davone Bess	2005-07	39	41	0-0	2-2	0-0	250	6.4
5.	Tyler Hadden	2011-14	50	0	111-115	0-0	43-67	240	4.8
6.	Michael Carter	1990-93	45	38	0-0	0-5	0-0	228	5.2
	Chad Owens	2001-04	44	38	0-0	0-0	0-0	228	5.2
8.	Ryan Grice-Mullen	2005-07	35	36	0-0	0-0	0-0	216	6.1
9.	Jason Rivers	2003-04, '06-'07	51	35	0-0	0-0	0-0	210	4.1
10.	Heikoti Fakava	1985-88	47	34	0-0	0-1	0-0	204	4.3
11.	Jamal Farmer	1988-91	27	33	0-0	1-2	0-0	200	7.5
12.	Scott Enos	2009-10	27	0	105-105	0-0	29-40	192	7.1
	Ashley Lelie	1999-2001	36	32	0-0	0-0	0-0	192	5.3
14.	Eric Hannum	1996-2000	49	0	81-90	0-0	36-59	189	3.9
15.	Carlton Oswalt	1993-96	45	0	105-112	0-0	26-43	183	4.1
16.	Kealoha Pilares	2007-10	47	30	0-0	0-0	0-0	180	3.8
	Larry Sherrer	1969-71	26	30	0-0	0-0	0-0	180	6.0
18.	Nate Ilaoa	2002-03, '05-'06	37	29	0-0	0-0	0-0	174	4.7
19.	Rod Valverde	1985-87	36	1	68-72	0-0	29-41	161	4.5
20.	John Ursua	2016-18	33	26	0-0	1-1	0-0	158	4.8

PUNTING (AVG./ATTEMPT)

No	Player	Years	No	Yds	Avg	Lg
1.	Rigoberto Sanchez	2015-16	144	6,457	44.84	73
2.	Jason Elam	1988-92	84	3,655	43.51	78
3.	Mat McBriar	2000-02	131	5,531	42.22	73
4.	Alex Dunnachie	2009-12	199	8,364	42.03	73
5.	John Morse	1922-25	101	4,234	41.92	80
6.	Stan Gaudion	2017-	107	4,438	41.48	56
7.	Chad Shrout	1995, '97-99	263	10,849	41.25	78
8.	Stephen Wilson	1993-94	109	4,462	40.80	68
9.	Greg Cummins	1977-78	124	5,042	40.66	73
10.	Tom McCarthy	1983-84	116	4,710	40.60	74

CAREER LEADERS

KICKOFF RETURN

No	Player	Years	GP	No	Yds	Avg	TD	RPG	YPG
1.	Mike Edwards	2011-12	25	84	2,301	27.4	3	3.4	92.0
2.	Keelan Ewaliko	2014-17	45	102	2,218	21.7	1	2.3	49.3
3.	Matt Harding	1992-95	48	86	1,911	22.2	1	1.8	34.4
4.	Larry Khan-Smith	1987-90	41	70	1,658	23.7	1	1.7	40.4
5.	Malcolm Lane	2006-08	38	55	1,452	26.4	2	1.4	38.2
6.	Ross Dickerson	2003-06	49	59	1,421	24.1	2	1.2	29.0
7.	Chad Owens	2001-04	44	46	1,354	29.4	2	1.0	30.8
8.	Jamal Garland	1999-2000	22	56	1,268	22.6	0	2.5	57.6
9.	Darrick Branch	1989-92	47	46	1,105	23.5	2	1.0	23.5
10.	Jeff Sydnor	1989-91	35	46	1,061	23.1	0	1.3	30.3

PUNT RETURN


No	Player	Years	GP	No	Yds	Avg	TD	RPG	YPG
1.	Chad Owens	2001-04	44	85	1,014	11.9	6	1.9	23.0
2.	Jeff Sydnor	1989-91	35	77	920	11.9	2	2.2	26.3
3.	Dana McLemore	1978-81	41	96	847	8.8	2	2.3	20.7
4.	Scott Harding	2011-14	49	88	831	9.4	1	1.8	17.0
5.	Marco Johnson	1983-87	31	75	698	9.3	0	2.1	22.5
6.	Eddie Klaneski	1994-97	44	61	579	9.5	0	1.3	13.1
7.	Clifton Herbert	2000-03	38	57	512	9.0	0	1.5	13.5
	Lonnie Williams	1967-68	19	47	512	10.9	0	2.5	26.9
9.	Darrick Branch	1989-92	47	36	394	10.9	1	0.7	8.3
10.	Jamal Garland	1999-2000	21	49	359	7.3	0	2.5	18.0



ELIMIMIAN



TAVAI



STANLEY

CAREER TACKLES LEADERS

No	Player	Years	GP	UA	AST	TOT	AVG	SK	TFL
1.	Solomon Elimimian	2005-08	51	239	195	434	8.5	7.5	30.5
2.	Jahlani Tavai	2015-18	47	220	171	391	8.3	17.5	41.0
3.	Levi Stanley	1969-73	43	199	167	366	8.5	-	-
4.	David Dworsky	1969-71	32	169	179	348	10.9	-	-
5.	Steve Lehor	1979-82	34	169	157	326	9.6	5.0	12.0
6.	Adam Leonard	2005-08	48	168	148	316	6.6	5.5	25.0
	Nate Jackson	1998-2001	42	183	133	316	7.5	7.0	14.0
8.	Corey Paredes	2008-11	54	179	136	315	5.8	4.5	16.5
9.	Thadius Jefferson	1983-86	43	183	115	298	6.9	9.0	20.0
10.	Hyrum Peters	2000-03	48	215	81	296	6.2	4.0	9.0
11.	Leonard Peters	2000-06	52	180	110	290	5.6	9.0	2.0
12.	Mark Odom	1987-90	45	185	104	289	6.4	36.0	68.0
13.	Pisa Tinoisamoa	2000-02	35	206	79	285	8.1	15.5	38.0
14.	Randy Ingraham	1970-71	21	137	129	266	12.7	-	-
15.	Chris Brown	1999-2002	48	164	98	262	5.5	10.0	20.0
16.	Al Noga	1984-87	47	169	92	261	5.6	33.0	70.0
17.	Jacob Espiau	1999-2001	29	160	89	249	8.6	1.0	5.0
18.	Eddie Klaneski	1994-97	45	160	85	245	5.4	0.0	3.0
	Bill Letz	1970-72, '74	35	123	122	245	7.0	-	-
20.	Abraham Elimimian	2001-04	49	189	55	244	5.0	0.5	11.0

CAREER CHARTS

PASSING

YARDS

Rk	Player	Yards	Years
1.	Timmy Chang	17,072	2000-04
2.	Colt Brennan	14,193	2005-07
3.	Bryant Moniz	10,169	2009-11
4.	Dan Robinson	6,038	1997-99
5.	Garrett Gabriel	5,631	1987-90
6.	Dru Brown	5,273	2016-17
7.	Raphel Cherry	5,046	1981-84
8.	Sean Schroeder	4,838	2012-13
9.	Gregg Tipton	4,775	1985-86
10.	Ikaika Woolsey	4,233	2013-16

YARDS PER GAME

Rk	Player	Avg.	Years
1.	Colt Brennan	373.5	2005-07
2.	Timmy Chang	322.1	2000-04
3.	Bryant Moniz	299.1	2009-11
4.	Nick Rolovich	298.3	2000-01
5.	Dan Robinson	241.5	1997-99
6.	Dru Brown	210.9	2016-17
7.	Sean Schroeder	210.3	2012-13
8.	Cole McDonald	205.1	2017-18
9.	Gregg Tipton	199.0	1985-86
10.	Garrett Gabriel	165.6	1987-90

300-YARD GAMES

Rk	Player	Games	Years
1.	Timmy Chang	36	2000-04
2.	Colt Brennan	30	2005-07
3.	Bryant Moniz	20	2009-11
4.	Nick Rolovich	8	2000-01
5.	Cole McDonald	7	2017-18
	Dan Robinson	7	1997-99
7.	Sean Schroeder	6	2012-13
	Garrett Gabriel	6	1987-90
9.	Dru Brown	4	2016-17
	Greg Alexander	4	2008-09

400-YARD GAMES

Rk	Player	Games	Year
1.	Colt Brennan	20	2005-07
2.	Timmy Chang	11	2000-04
3.	Bryant Moniz	5	2009-11
4.	Cole McDonald	3	2017-18
	Nick Rolovich	3	2000-01
	Dan Robinson	3	1997-99
7.	Greg Alexander	2	2008-09
8.	Sean Schroeder	1	2012-13
	Garrett Gabriel	1	1987-90

500-YARD GAMES

Rk	Player	Games	Year
1.	Colt Brennan	4	2005-07
2.	Nick Rolovich	3	2000-01
3.	Bryant Moniz	2	2009-11
4.	Timmy Chang	1	2000-04
	Dan Robinson	1	1997-99

ATTEMPTS

Rk	Player	Att	Years
1.	Timmy Chang	2,436	2000-04
2.	Colt Brennan	1,584	2005-07
3.	Bryant Moniz	1,271	2009-11
4.	Dan Robinson	914	1997-99
5.	Dru Brown	747	2016-17
6.	Sean Schroeder	720	2012-13
7.	Ikaika Woolsey	684	2013-16
8.	Raphel Cherry	680	1981-84
9.	Gregg Tipton	665	1985-86
10.	Garrett Gabriel	661	1987-90

COMPLETIONS

Rk	Player	Comp	Years
1.	Timmy Chang	1,388	2000-04
2.	Colt Brennan	1,115	2005-07
3.	Bryant Moniz	791	2009-11
4.	Dru Brown	463	2016-17
5.	Dan Robinson	453	1997-99
6.	Sean Schroeder	408	2012-13
7.	Gregg Tipton	367	1985-86
8.	Garrett Gabriel	356	1987-90
9.	Raphel Cherry	353	1981-84
10.	Ikaika Woolsey	338	2013-16

TOUCHDOWNS

Rk	Player	TDs	Years
1.	Colt Brennan	131	2005-07
2.	Timmy Chang	117	2000-04
3.	Bryant Moniz	75	2009-11
4.	Garrett Gabriel	47	1987-90
5.	Nick Rolovich	40	2000-01
6.	Cole McDonald	37	2017-18
	Dru Brown	37	2016-17
8.	Sean Schroeder	39	2012-13
	Dan Robinson	39	1997-99
10.	Raphel Cherry	28	1981-84

RUSHING

YARDS

Rk	Player	Yards	Years
1.	Gary Allen	3,451	1978-81
2.	Diocemy Saint Juste	3,102	2013-14; '16-17
3.	Michael Carter	2,528	1990-93
4.	Travis Sims	2,311	1989-92
5.	Joey Iosefa	2,218	2011-14
6.	Larry Sherrer	2,174	1969-71
7.	Jamal Farmer	2,124	1989-91
8.	Heikoti Fakava	2,111	1985-88
9.	Wilbert Haslip	2,073	1975-78
10.	Albert Holmes	1,941	1971-73

CAREER CHARTS

RUSHING YDS/GAME

Rk	Player	Avg.	Years
1.	Larry Sherrer	83.6	1969-71
2.	Gary Allen	80.3	1978-81
3.	Jamal Farmer	78.7	1989-91
4.	Anthony Edgar	73.6	1981-82
5.	Joey Iosefa	69.3	2011-14
6.	Albert Holmes	66.9	1971-73
7.	Diocemy Saint Juste	63.3	2013-14; '16-17
8.	Charles Tharp	61.5	1997-98
9.	Alex Green	61.2	2009-10
10.	Travis Sims	60.8	1989-92

100-YARD GAMES

Rk	Player	Games	Years
1.	Gary Allen	15	1978-81
2.	Diocemy Saint Juste	13	2013-14; '16-17
3.	Travis Sims	10	1989-92
4.	Larry Sherrer	9	1969-71
5.	Michael Carter	8	1990-93
6.	Paul Harris	7	2015-16
	Charles Tharp	7	1997-98
	Albert Holmes	7	1971-73
9.	Joey Iosefa	6	2011-14
	Jamal Farmer	6	1988-91
	Hekoti Fakava	6	1985-88
	Anthony Edgar	6	1981-82

TOUCHDOWNS

Rk	Player	TDs	Years
1.	Michael Carter	39	1990-93
2.	Jamal Farmer	31	1989-90
	Hekoti Fakava	31	1985-88
4.	Larry Sherrer	26	1969-71
5.	Joey Iosefa	21	2011-14
6.	Alex Green	20	2009-10
	Nate Ilaoa	20	2002-03; '05-06
	Glenn Freitas	20	1993-96
9.	Steven Lakalaka	19	2013-16
	Gary Allen	19	1978-81

ATTEMPTS

Rk	Player	Att	Year
1.	Gary Allen	647	1978-81
2.	Diocemy Saint Juste	570	2013-14; '16-17
3.	Michael Carter	557	1990-93
4.	Joey Iosefa	512	2011-14
5.	Heikoti Fakava	455	1985-88
6.	Jamal Farmer	440	1988-91
7.	Steven Lakalaka	422	2013-16
8.	Wilbert Haslip	421	1975-78
9.	Albert Holmes	381	1971-73
10.	George Bell	380	1977-79

RECEIVING

YARDS

Rk	Player	Yards	Years
1.	Greg Salas	4,345	2007-10
2.	Jason Rivers	3,919	2003-04; '06-07
3.	Davone Bess	3,610	2005-07
4.	Ryan Grice-Mullen	3,370	2005-07
5.	Ashley Lelie	3,341	1999-2001
6.	Chad Owens	3,031	2001-04
7.	Justin Colbert	2,905	1999-2002
8.	Walter Murray	2,865	1982-85
9.	John Ursua	2,662	2016-18
10.	Marcus Kemp	2,506	2013-16

100-YARD GAMES

Rk	Player	Games	Years
1.	Greg Salas	19	2007-10
	Davone Bess	19	2005-07
3.	Jason Rivers	17	2003-04; '06-07
4.	Ryan Grice-Mullen	16	2005-07
5.	John Ursua	12	2016-18
6.	Ashley Lelie	10	1999-2001
	Justin Colbert	10	1999-2002
	Walter Murray	10	1982-85
9.	Marcus Kemp	9	2013-16
	Chad Owens	9	2001-04

RECEPTIONS

Rk	Player	Rec	Years
1.	Davone Bess	293	2005-07
2.	Jason Rivers	292	2003-04; '06-07
3.	Greg Salas	285	2007-10
4.	Chad Owens	239	2001-04
5.	Ryan Grice-Mullen	237	2005-07
6.	Justin Colbert	212	1999-2002
7.	Kealoha Pilares	209	2007-10
8.	Ashley Lelie	194	1999-2001
9.	John Ursua	189	2016-18
10.	Walter Murray	178	1982-85

TOUCHDOWNS

Rk	Player	TDs	Years
1.	Davone Bess	41	2005-07
2.	Ryan Grice-Mullen	36	2005-07
3.	Jason Rivers	35	2003-04; '06-07
4.	Ashley Lelie	32	1999-2001
5.	Chad Owens	29	2001-04
6.	Greg Salas	26	2007-10
7.	John Ursua	24	2016-18
8.	Kealoha Pilares	22	2007-10
9.	Chris Roscoe	22	1987-89
10.	Walter Murray	20	1982-85

CAREER CHARTS

TOTAL OFFENSE

TOTAL YARDS

Rk	Player	Yards	Years
1.	Timmy Chang	16,910	2000-04
2.	Colt Brennan	14,740	2005-07
3.	Bryant Moniz	10,681	2009-11
4.	Garrett Gabriel	6,181	1987-90
5.	Michael Carter	6,032	1990-93
6.	Raphel Cherry	5,944	1981-84
7.	Dan Robinson	5,920	1997-99
8.	Dru Brown	5,273	2016-17
9.	Warren Jones	4,764	1985-88
10.	Sean Schroeder	4,618	2012-13

TOTAL YARDS/GAME

Rk	Player	Avg.	Years
1.	Colt Brennan	387.8	2005-07
2.	Timmy Chang	319.1	2000-04
3.	Bryant Moniz	314.1	2009-11
4.	Nick Rolovich	300.1	2000-01
5.	Greg Alexander	274.6	2008-09
6.	Dan Robinson	236.8	1997-99
7.	Dru Brown	223.4	2016-17
8.	Sean Schroeder	200.8	2012-13
9.	Gregg Tipton	192.3	1985-86
10.	Garrett Gabriel	181.8	1987-90

ALL-PURPOSE

YARDS

Rk	Player	Yards	Years
1.	Chad Owens	5,461	2001-04
2.	Gary Allen	4,558	1978-81
3.	Greg Salas	4,400	2007-10
4.	Jeff Sydnor	4,137	1989-91
5.	Jason Rivers	3,919	2003-04, '06-'07
6.	Davone Bess	3,877	2005-07
7.	Diocemy Saint Juste	3,781	2013-14, '16-17
8.	Nate Ilaoa	3,383	2002-03, '05-'06
9.	Kealoha Pilares	3,379	2007-10
10.	Ryan Grice-Mullen	3,370	2005-07

YARDS/GAME

Rk	Player	Avg.	Years
1.	Chad Owens	124.1	2001-04
2.	Jeff Sydnor	118.2	1989-91
3.	Paul Harris	109.3	2015-16
4.	Larry Sherrer	106.6	1969-71
5.	Gary Allen	106.0	1978-81
6.	Davone Bess	99.4	2005-07
7.	Ryan Grice-Mullen	96.2	2005-07
8.	Mike Edwards	93.5	2011-12
9.	Ashley Lelie	92.8	1998-2001
10.	Nate Ilaoa	91.4	2002-03, '05-'06

SCORING

POINTS

Rk	Player	Points	Years
1.	Jason Elam	395	1989-92
2.	Justin Ayat	368	2001-04
3.	Dan Kelly	335	2005-08
4.	Davone Bess	250	2005-07
5.	Tyler Hadden	240	2011-14
6.	Michael Carter	228	1990-93
	Chad Owens	228	2001-04
8.	Ryan Grice-Mullen	216	2005-07
9.	Jason Rivers	210	2003-04, '06-'07
10.	Heikoti Fakava	204	1985-88

TOUCHDOWNS

Rk	Player	TDs	Years
1.	Davone Bess	41	2005-07
2.	Chad Owens	38	2001-04
	Michael Carter	38	1990-93
4.	Ryan Grice-Mullen	36	2005-07
5.	Jason Rivers	35	2003-04, '06-'07
6.	Hekoti Fakava	34	1985-88
7.	Jamal Farmer	33	1988-91
8.	Ashley Lelie	32	1999-2001
9.	Kealoha Pilares	30	2007-10
	Larry Sherrer	30	1969-71

TDS RESPONSIBLE FOR

Rk	Player	TDs	Years
1.	Colt Brennan	146	2005-07
2.	Timmy Chang	123	2000-04
3.	Bryant Moniz	88	2009-11
4.	Michael Carter	58	1990-93
5.	Garrett Gabriel	57	1987-90
6.	Dan Robinson	45	1997-99
7.	Dru Brown	43	2016-17
	Raphel Cherry	43	1981-84
9.	Cole McDonald	42	2017-18
	Sean Schroeder	42	2012-13

FIELD GOALS

Rk	Player	FGs	Years
1.	Jason Elam	79	1988-92
2.	Justin Ayat	59	2001-04
3.	Dan Kelly	45	2005-08
4.	Tyler Hadden	43	2011-14
5.	Eric Hannum	36	1996-2000
6.	Richard Spelman	34	1982-84
7.	Scott Enos	29	2009-10
	Rod Valverde	29	1985-87
9.	Curtis Goodman	28	1975-77

CAREER CHARTS

KICKOFF RETURNS

YARDS

Rk	Player	Yards	Years
1.	Mike Edwards	2,301	2011-12
2.	Keelan Ewaliko	2,218	2014-17
3.	Matt Harding	1,911	1992-95
4.	Larry Khan-Smith	1,658	1987-90
5.	Malcolm Lane	1,452	2006-08
6.	Ross Dickerson	1,421	2003-06
7.	Chad Owens	1,354	2001-04
8.	Jamal Garland	1,268	1999-2000
9.	Darrick Branch	1,105	1989-92
10.	Jeff Sydner	1,061	1989-91

RETURN AVG. (min 2 yrs/24 returns)

Rk	Player	Avg.	Years
1.	Chad Owens	29.4	2001-04
2.	Mike Edwards	27.4	2011-12
3.	Malcolm Lane	26.4	2006-08
4.	David Toloumu	25.5	1978-81
5.	Ryan Mouton	24.4	2007-08
6.	Dustin Blount	24.1	2009-10
	Ross Dickerson	24.1	2003-06
8.	Larry Khan-Smith	23.7	1987-90
9.	Darrick Branch	23.5	1989-92
10.	Marcel Williams	23.4	1984-87

TOUCHDOWNS

Rk	Player	TDs	Years
1.	Mike Edwards	3	2011-12
2.	Ryan Mouton	2	2007-08
	Malcolm Lane	2	2006-09
	Ross Dickerson	2	2003-06
	Chad Owens	2	2000-04
	Darrick Branch	2	1989-92

PUNT RETURNS

YARDS

Rk	Player	Yards	Years
1.	Chad Owens	1,014	2001-04
2.	Jeff Sydner	920	1989-91
3.	Dana McLemore	847	1978-81
4.	Scott Harding	831	2011-14
5.	Marco Johnson	698	1983-87
6.	Eddie Klaneski	579	1994-97
7.	Clifton Herbert	512	2000-03
	Lonnie Williams	512	1967-68
9.	Darrick Branch	394	1989-92
10.	Jamal Garland	359	1999-2000

RETURN AVG. (min 2 yrs/24 returns)

Rk	Player	Avg.	Years
1.	Jeff Sydner	11.95	1989-91
2.	Chad Owens	11.93	2001-04
3.	Roger Weatherby	11.56	1970-71
4.	Darrick Branch	10.94	1989-92
5.	Lonnie Williams	10.89	1967-68
6.	Davone Bess	10.44	2005-07
7.	Eddie Klaneski	9.49	1994-97
8.	Scott Harding	9.44	2011-14
9.	Marco Johnson	9.31	1983-87
10.	Clifton Herbert	8.99	2000-03

TOUCHDOWNS

Rk	Player	TDs	Years
1.	Chad Owens	6	2001-04
2.	Bobby Ahu	3	1969
3.	Jeff Sydner	2	1989-91
	Dana McLemore	2	1978-81

PUNTING

AVG./ATTEMPT

Rk	Player	Avg.	Years
1.	Rigoberto Sanchez	44.84	2015-16
2.	Jason Elam	43.51	1988-92
3.	Mat McBriar	42.22	2000-02
4.	Alex Dunnachie	42.03	2009-12
5.	John Morse	41.92	1922-25
6.	Stan Gaudion	41.48	2017-
7.	Chad Shrout	41.25	1995, '97-99
8.	Stephen Wilson	40.80	1993-94
9.	Greg Cummins	40.66	1977-78
10.	Tom McCarthy	40.60	1983-84

ATTEMPTS

Rk	Player	Att.	Year
1.	Chad Shrout	263	1995, '97-99
2.	Kyle Ah Loo	206	1986-89
3.	Alex Dunnachie	199	2009-12
4.	Kurt Milne	175	2003-06
5.	Scott Harding	157	2011-14
6.	Rigoberto Sanchez	144	2015-16
7.	Mat McBriar	131	2000-02
8.	Greg Cummins	124	1977-78
9.	Frank Natividad	123	1981-82
10.	Jim Asmus	119	1979-80

CAREER CHARTS

DEFENSE

Tackles

Rk	Player	Tackles	Years
1.	Solomon Elimimian	434	2005-08
2.	Jahlani Tavai	391	2015-18
3.	Levi Stanley	366	1969-73
4.	David Dworsky	348	1969-71
5.	Steve Lehor	326	1979-82
6.	Adam Leonard	316	2005-08
	Nate Jackson	316	1998-2001
8.	Corey Paredes	315	2008-11
9.	Thadius Jefferson	298	1983-86
10.	Hyrum Peters	296	2000-03

Sacks

Rk	Player	Sacks	Years
1.	Mark Odom	36	1987-90
2.	Al Noga	33	1984-87
3.	Travis LaBoy	24	2001-03
4.	Melila Purcell	20	2003-06
5.	Pete Noga	19	1983, '85-86
6.	David Veikune	18	2006-08
7.	Jahlani Tavai	17.5	2015-18
8.	Paipai Falemalu	16.5	2009-12
9.	Art Laurel	16	2010-13
	Alvis Satele	16	1981-84
11.	Pisa Tinoisamoa	15.5	2000-02
12.	Falaniko Noga	15	1980-83
13.	Beau Yap	14	2011-14
14.	Colin Scotts	13	1983-85
	Herman Talley	13	1989, '91

*complete stats for this category are not available

Tackles For Loss

Rk	Player	TFLS	Years
1.	Al Noga	70.0	1984-87
2.	Mark Odom	68.0	1987-90
3.	Travis LaBoy	50.0	2001-03
4.	Falaniko Noga	43.0	1980-83
5.	Jahlani Tavai	41.0	2015-18
6.	Pisa Tinoisamoa	38.0	2000-02
7.	Melila Purcell	36.5	2003-06
8.	Alvis Satele	35.0	1981-84
9.	Beau Yap	31.0	2012-14
10.	Solomon Elimimian	30.5	2005-08


*complete stats for this category are not available

Interceptions

Rk	Player	Int.	Years
1.	Mana Silva	14	2008-10
2.	Keoni Jardine	13	1977-80
	Kelvin Millhouse, Jr.	13	2001-03
4.	Abraham Elimimian	12	2001-04
5.	Walter Briggs	11	1986-89
	Harold Stringert	11	1972-73
7.	Kent Kafentzis	10	1981-82, '84-85
8.	Trayvon Henderson	9	2013-14, '16-17
	Kyle Kafentzis	9	1983-86
	Quincy LeJay	9	1998-99
	Ken Shibata	9	1973-74
	Jeris White	9	1970-73



MANA SILVA



MARK ODOM



TRAVIS LABOY

SINGLE-SEASON CHARTS

PASSING

Yards

Rk	Player	Yards	Year
1.	Colt Brennan	5,549	2006
2.	Bryant Moniz	5,040	2010
3.	Timmy Chang	4,474	2002
4.	Colt Brennan	4,343	2007
5.	Colt Brennan	4,301	2005
6.	Timmy Chang	4,258	2004
7.	Timmy Chang	4,199	2003
8.	Cole McDonald	3,875	2018
9.	Dan Robinson	3,853	1999
10.	Nick Rolovich	3,361	2001

Yards Per Game

Rk	Player	Avg.	Year
1.	Colt Brennan	396.4	2006
2.	Colt Brennan	361.9	2007
3.	Bryant Moniz	360.0	2010
4.	Colt Brennan	358.4	2005
5.	Nick Rolovich	336.1	2001
6.	Timmy Chang	327.5	2004
7.	Timmy Chang	323.0	2003
8.	Dan Robinson	321.1	1999
9.	Timmy Chang	319.6	2002
10.	Timmy Chang	304.1	2000

300-Yard Games

Rk	Player	Games	Year
1.	Colt Brennan	13	2006
2.	Bryant Moniz	11	2010
3.	Colt Brennan	9	2005
	Timmy Chang	9	2004
	Timmy Chang	9	2003
	Timmy Chang	9	2002
7.	Colt Brennan	8	2007
8.	Cole McDonald	7	2018
	Nick Rolovich	7	2001
9.	Sean Schroeder	6	2013
	Timmy Chang	6	2000
	Dan Robinson	6	1999

400-Yard Games

Rk	Player	Games	Year
1.	Colt Brennan	9	2006
2.	Colt Brennan	6	2007
3.	Colt Brennan	5	2005
4.	Cole McDonald	3	2018
	Bryant Moniz	3	2010
	Timmy Chang	3	2004
	Timmy Chang	3	2003
	Timmy Chang	3	2002
	Nick Rolovich	3	2001
	Dan Robinson	3	1999

500-Yard Games

Rk	Player	Games	Year
1.	Nick Rolovich	3	2001
2.	Colt Brennan	2	2007
	Bryant Moniz	2	2010

Attempts

Rk	Player	Att	Year
1.	Timmy Chang	624	2002
2.	Timmy Chang	602	2004
3.	Timmy Chang	601	2003
4.	Colt Brennan	559	2006
5.	Dan Robinson	556	1999
6.	Bryant Moniz	555	2010
7.	Colt Brennan	515	2005
8.	Colt Brennan	510	2007
9.	Cole McDonald	484	2018
10.	Timmy Chang	469	2000

Completions

Rk	Player	Comp	Year
1.	Colt Brennan	406	2006
2.	Bryant Moniz	361	2010
3.	Colt Brennan	359	2007
4.	Timmy Chang	358	2004
5.	Timmy Chang	353	2003
6.	Colt Brennan	350	2005
7.	Timmy Chang	349	2002
8.	Dan Robinson	288	1999
9.	Cole McDonald	285	2018
10.	Dru Brown	254	2017

Touchdowns

Rk	Player	TDs	Year
1.	Colt Brennan	58	2006
2.	Bryant Moniz	39	2010
3.	Colt Brennan	38	2007
	Timmy Chang	38	2004
5.	Cole McDonald	36	2018
6.	Colt Brennan	35	2005
7.	Nick Rolovich	34	2001
8.	Timmy Chang	29	2003
9.	Sean Schroeder	28	2003
	Dan Robinson	28	1999

RUSHING

Yards

(1,000-yard Seasons)

Rk	Player	Yards	Year
1.	D. Saint Juste	1,510	2017
2.	Travis Sims	1,498	1992
3.	Alex Green	1,199	2010
4.	Albert Holmes	1,146	1972
5.	Paul Harris	1,132	2015
6.	Larry Sherrer	1,129	1971
7.	Michael Carter	1,092	1991
8.	Nuu Faaola	1,064	1985
9.	Gary Allen	1,040	1979
10.	D. Saint Juste	1,006	2016
	Gary Allen	1,006	1981

Rushing Yds/Game

Rk	Player	Avg.	Year
1.	D. Saint Juste	125.8	2017
2.	Travis Sims	124.8	1992
3.	Albert Holmes	104.2	1972
4.	Larry Sherrer	102.6	1971
5.	Gary Allen	100.6	1981
6.	Gary Allen	94.5	1979
7.	Paul Harris	94.3	2015
8.	Michael Carter	91.0	1991
9.	Nu'u Fa'aola	88.7	1985
10.	Alex Green	85.6	2010

100-Yard Games

Rk	Player	G	Year
1.	Travis Sims	9	1992
2.	D. Saint Juste	8	2017
3.	Paul Harris	6	2015
	Michael Carter	6	1991
	Gary Allen	6	1979
	Albert Holmes	6	1972
7.	Nuu Faaola	5	1985
	Gary Allen	5	1981
	Larry Sherrer	5	1971
10.	D. Saint Juste	4	2016
	Alex Green	4	2010
	Nate Ilaoa	4	2006
	James Fenderson	4	2000
	Charles Tharp	4	1997

Attempts

Rk	Player	Att	Year
1.	D. Saint Juste	282	2017
2.	Michael Carter	221	1991
3.	Travis Sims	220	1992
4.	Larry Sherrer	204	1971
5.	Nuu Faaola	203	1985
6.	Anthony Edgar	201	1982
7.	Jamal Farmer	199	1989
	Albert Holmes	199	1972
9.	Paul Harris	197	2015
10.	Charles Tharp	195	1997

Touchdowns

Rk	Player	TDs	Year
1.	Alex Green	18	2010
	Jamal Farmer	18	1989
3.	Michael Carter	16	1991
	Hekoti Fakava	16	1987
	Larry Sherrer	16	1971
6.	Steven Lakalaka	13	2016
	Nate Ilaoa	13	2006
8.	Hekoti Fakava	12	1988
	Albert Holmes	12	1972
10.	Bill Massey	11	1969

SINGLE-SEASON CHARTS

RECEIVING

Season Yards (1,000 Yards)

Rk	Player	Yds	Year
1.	Greg Salas	1,889	2010
2.	Ashley Lelie	1,713	2001
3.	Greg Salas	1,590	2009
4.	R. Grice-Mullen	1,372	2007
5.	John Ursua	1,343	2018
6.	Kealoha Pilares	1,306	2010
7.	Justin Colbert	1,302	2002
8.	Chad Owens	1,290	2004
9.	Davone Bess	1,266	2007
10.	Dwight Carter	1,253	1999
11.	R. Grice-Mullen	1,228	2005
12.	Davone Bess	1,220	2006
13.	Jason Rivers	1,178	2006
14.	Jason Rivers	1,174	2007
15.	Chad Owens	1,134	2003
16.	Davone Bess	1,124	2005
17.	Ashley Lelie	1,110	2000
18.	Marcus Kemp	1,100	2016
19.	Chris Roscoe	1,043	1989
20.	Royce Pollard	1,011	2011

100-Yard Games - Season

Rk	Player	G	Year
1.	Greg Salas	10	2010
2.	Greg Salas	8	2009
3.	John Ursua	7	2018
	Ryan Grice-Mullen	7	2007
	Jason Rivers	7	2007
	Davone Bess	7	2005
	Ashley Lelie	7	2001
8.	Kealoha Pilares	6	2010
	Davone Bess	6	2007
	Davone Bess	6	2006
	Jeremiah Cockheran	6	2003
	Dwight Carter	6	1999

Season Receptions

Rk	Player	Rec	Year
1.	Greg Salas	119	2010
2.	Davone Bess	108	2007
3.	Greg Salas	106	2009
	Ryan Grice-Mullen	106	2007
5.	Chad Owens	102	2004
6.	Davone Bess	96	2006
7.	Jason Rivers	92	2007
	Justin Colbert	92	2002
9.	John Ursua	89	2018
	Davone Bess	89	2005

Season Touchdowns

Rk	Player	TDs	Year
1.	Ashley Lelie	19	2001
2.	Chad Owens	17	2004
3.	John Ursua	16	2018
4.	Kealoha Pilares	15	2010
	Davone Bess	15	2006
6.	Greg Salas	14	2010
	Davone Bess	14	2005
8.	Jason Rivers	13	2007
	Ryan Grice-Mullen	13	2007
10.	Davone Bess	12	2007
	Ryan Grice Mullen	12	2005

TOTAL OFFENSE

Total Yards

Rk	Player	Yards	Year
1.	Colt Brennan	5,915	2006
2.	Bryant Moniz	5,142	2010
3.	Timmy Chang	4,457	2002
4.	Colt Brennan	4,455	2005
5.	Colt Brennan	4,370	2007
6.	Timmy Chang	4,273	2004
7.	Cole McDonald	4,234	2018
8.	Timmy Chang	4,139	2003
9.	Dan Robinson	3,762	1999
10.	Nick Rolovich	3,365	2001

Total Yards/Game

Rk	Player	Avg.	Year
1.	Colt Brennan	422.5	2006
2.	Colt Brennan	371.2	2005
3.	Bryant Moniz	367.3	2010
4.	Colt Brennan	364.2	2007
5.	Nick Rolovich	336.5	2001
6.	Timmy Chang	328.7	2004
7.	Cole McDonald	325.7	2018
8.	Timmy Chang	318.4	2003
9.	Timmy Chang	318.4	2002
10.	Dan Robinson	313.5	1999

ALL-PURPOSE

All-Purpose Yards

Rk	Player	Yards	Year
1.	Jeff Sydnor	1,958	1990
2.	Greg Salas	1,887	2010
3.	Chad Owens	1,866	2004
4.	Nate Ilaoa	1,827	2006
5.	Ashley Lelie	1,713	2001
6.	D. Saint Juste	1,667	2017
7.	Greg Salas	1,647	2009
8.	Alex Green	1,562	2010
9.	Travis Sims	1,502	1992
10.	Gary Allen	1,449	1981

All-Purpose Yards/Game

Rk	Player	Avg.	Year
1.	Jeff Sydnor	163.2	1990
2.	Gary Allen	144.9	1981
3.	Chad Owens	143.5	2004
4.	Ashley Lelie	142.8	2001
5.	Bobby Ahu	142.1	1969
6.	Nate Ilaoa	140.5	2006
7.	D. Saint Juste	138.9	2017
8.	Greg Salas	134.8	2010
9.	Greg Salas	126.7	2009
10.	Emory Holmes	123.2	1968

SCORING

Points

Rk	Player	Pts	Year
1.	Chad Owens	132	2004
2.	Scott Enos (K)	122	2010
3.	Jamal Farmer	116	1989
4.	Alex Green	114	2010
5.	Ashley Lelie	114	2001
6.	Justin Ayat (K)	111	2001
7.	Nate Ilaoa	108	2006
8.	Dan Kelly (K)	106	2007
	Jason Elam (K)	106	1989
10.	John Ursua	104	2018

Touchdowns

Rk	Player	TDs	Year
1.	Chad Owens	22	2004
2.	Alex Green	19	2010
	Ashley Lelie	19	2001
	Jamal Farmer	19	1989
5.	Nate Ilaoa	18	2006
6.	John Ursua	17	2018
	Hekoti Fakava	17	1987
8.	Michael Carter	16	1991
	Larry Sherrer	16	1971
10.	Kealoha Pilares	15	2010
	Davone Bess	15	2006

Field Goals

Rk	Player	FGs	Year
1.	Richard Spelman	21	1984
2.	Jason Elam	20	1989
3.	Justin Ayat	19	2001
	Jason Elam	19	1991
	Jason Elam	19	1988
6.	Tyler Hadden	18	2014
7.	Scott Enos	17	2010
	Carlton Oswalt	17	1994
	Curtis Goodman	17	1976
10.	Jason Elam	16	1992
	Kerry Brady	16	1985

TDs Responsible For

Rk	Player	TDs	Year
1.	Colt Brennan	63	2006
2.	Colt Brennan	46	2007
3.	Bryant Moniz	43	2010
4.	Cole McDonald	40	2018
	Timmy Chang	40	2004
6.	Colt Brennan	37	2005
7.	Nick Rolovich	34	2001
8.	Dan Robinson	32	1999
9.	Sean Schroeder	30	2013
	Bryant Moniz	30	2011
	Timmy Chang	30	2003

SINGLE-SEASON CHARTS

PUNTING

Average Yards Per Punt

Rk	Player	Avg.	Year
1.	Alex Dunnachie	46.2	2012
2.	Chad Shrout	46.1	1997
3.	Rigoberto Sanchez	45.1	2015
4.	Mat McBriar	44.8	2002
5.	Rigoberto Sanchez	44.6	2016
6.	Jason Elam	44.5	1992
7.	Mat McBriar	43.4	2001
8.	Alex Dunnachie	43.0	2010
	Stephen Wilson	43.0	1993
10.	Kyle Ah Loo	42.7	1989

Attempts

Rk	Player	Att.	Year
1.	Scott Harding	86	2014
2.	Chad Shrout	82	1998
3.	Eric Hannum	77	1996
4.	Paul Dombroski	76	1976
5.	Rigoberto Sanchez	74	2015
6.	John Masters	72	1974
7.	Rigoberto Sanchez	70	2016
8.	Tim Grasso	68	2008
	Chad Shrout	68	1997
10.	Frank Natividad	65	1981

KICKOFF RETURNS

Return Average (min 12 returns)

Rk	Player	Avg.	Year
1.	Chad Owens	33.6	2001
2.	Mike Edwards	30.4	2012
3.	Malcolm Lane	29.2	2007
4.	David Toloumu	27.5	1979
5.	Larry Khan-Smith	26.6	1988
6.	Malcolm Lane	26.5	2008
7.	Keelan Ewaliko	26.3	2015
8.	David Toloumu	26.1	1980
9.	Chad Owens	25.1	2002
10.	Ross Dickerson	25.0	2006

PUNT RETURNS

Return Avg. (min 9 returns)

Rk	Player	Avg.	Year
1.	Jeff Sydner	15.4	1989
2.	Chad Owens	14.8	2004
3.	Scott Harding	12.8	2012
4.	Marco Johnson	12.4	1985
5.	Jeff Sydner	12.1	1990
6.	Roger Weatherby	11.6	1970
7.	Bobby Ahu	11.4	1969
8.	Feiamma Armstrong	11.0	2000
9.	Eddie Klaneski	10.6	1997
10.	Marco Johnson	10.4	1986

DEFENSE

Tackles

Rk	Player	Tkl	Year
1.	Jeff Ulbrich	169	1999
2.	Corey Paredes	151	2010
3.	Tim Buchanan	148	1968
4.	Randy Ingraham	145	1970
5.	Tom Murphy	144	1977
6.	Solomon Elimimian	141	2007
7.	Levi Stanley	140	1973
8.	Jahlani Tavai	129	2016
	Pisa Tinoisamoa	129	2002
	Thad Jefferson	129	1985
	David Dworsky	129	1971

Sacks

Rk	Player	Sacks	Year
1.	Al Noga	17.0	1986
2.	Travis LaBoy	13.0	2003
	Mark Odom	13.0	1989
4.	Mark Odom	11.0	1990
	Mark Odom	11.0	1987
6.	Gavin Robertson	10.0	1988
7.	Melila Purcell	9.5	2006
8.	Art Laurel	9.0	2011
	David Veikune	9.0	2008
	Pete Noga	9.0	1986
	Colin Scotts	9.0	1986
	Alvis Satele	9.0	1984

*complete stats for this category not available

Tackles For Loss

Rk	Player	Tkl	Year
1.	Al Noga	31.0	1986
2.	Mark Odom	24.0	1989
3.	Travis LaBoy	22.0	2003
4.	Jahlani Tavai	19.5	2016
5.	K. Tulimasealii	18.5	2015
6.	Gavin Robertson	18.0	1988
	Al Noga	18.0	1987
8.	Pisa Tinoisamoa	17.5	2002
9.	Travis LaBoy	17.0	2001
10.	David Veikune	16.5	2008

*complete stats for this category not available

Interceptions

Rk	Player	Int	Year
1.	Walter Briggs	9	1989
2.	Mana Silva	8	2010
3.	Nate Jackson	7	2000
	Quincy Lejay	7	1999
	Ken Shibata	7	1974
6.	Mana Silva	6	2009
	Tony Pang Kee	6	1990
	Tim Paul	6	1974
	Harold Stringert	6	1973
	Jeris White	6	1971
	Steve Adler	6	1970
	George Lumpkin	6	1970



RICHARD SPELMAN



ALEX DUNNACHIE



WALTER BRIGGS



JEFF ULBRICH

YEARLY LEADERS

PASSING

Year	Name	Comp	Att	Yards	TD
1967	Dick Hough	109	197	1,419	9
1968	Larry Arnold	154	278	1,821	21
1969	Larry Arnold	110	211	1,378	11
1970	Howard Gay	68	140	851	7
1971	Elroy Chong	71	156	1,041	7
1972	Mike Biscotti	54	110	772	6
1973	Casey Ortez	103	178	1,385	10
1974	Alex Kaloi	120	240	1,214	6
1975	Alex Kaloi	64	132	793	4
1976	Joe McReynolds	36	76	373	1
1977	Jeff Duva	105	197	1,478	10
1978	Jeff Duva	113	208	1,463	14
1979	Mike Stennis	42	92	565	5
1980	Mike Stennis	71	141	869	3
1981	Tim Lyons	72	142	970	4
1982	Bernard Quarles	103	188	1,350	7
1983	Raphel Cherry	170	299	2,478	18
1984	Raphel Cherry	143	295	2,055	6
1985	Gregg Tipton	156	288	2,130	12
1986	Gregg Tipton	211	377	2,645	11
1987	Warren Jones	84	168	1,326	4
1988	Warren Jones	138	259	2,268	19
1989	Garrett Gabriel	143	249	2,145	17
1990	Garrett Gabriel	165	320	2,752	25
1991	Michael Carter	81	205	1,172	4
1992	Michael Carter	51	115	787	6
1993	Michael Carter	91	179	1,489	15
1994	John Hao	86	152	1,181	6
1995	Johnny Macon	68	152	985	6
1996	Glenn Freitas	129	234	1,157	8
1997	Josh Skinner	109	195	1,416	3
1998	Dan Robinson	163	354	2,155	11
1999	Dan Robinson	288	556	3,853	18
2000	Timmy Chang	245	469	3,041	19
2001	Nick Rolovich	233	405	3,361	34
2002	Timmy Chang	349	624	4,474	25
2003	Timmy Chang	353	601	4,199	29
2004	Timmy Chang	358	602	4,258	38
2005	Colt Brennan	350	515	4,301	35
2006	Colt Brennan	406	559	5,549	58
2007	Colt Brennan	359	510	4,343	38
2008	Greg Alexander	154	245	1,895	14
2009	Bryant Moniz	182	319	2,396	14
2010	Bryant Moniz	361	555	5,040	39
2011	Bryant Moniz	248	397	2,733	22
2012	Sean Schroeder	175	244	1,878	11
2013	Sean Schroeder	233	376	2,960	28
2014	Ikaika Woolsey	210	416	2,538	13
2015	Max Wittek	128	271	1,542	7
2016	Dru Brown	209	335	2,488	19
2017	Dru Brown	254	412	2,785	18
2018	Cole McDonald	285	484	3,875	36

RUSHING

Year	Name	Att	Yards	Avg	TD
1967	Larry Cook	100	362	3.6	3
1968	Emory Holmes	139	714	5.1	5
1969	Bill Massey	144	840	5.8	11
1970	Larry Sherrer	106	722	6.6	9
1971	Larry Sherrer	204	1,129	5.5	16
1972	Albert Holmes	199	1,146	5.8	12
1973	Albert Holmes	166	715	4.3	6
1974	Regis Grice	115	472	4.1	2
1975	Norris Birdsong	165	731	4.4	6
1976	Wilbert Haslip	139	730	5.4	2
1977	Wilbert Haslip	134	698	5.2	3
1978	Gary Allen	98	521	5.3	1
1979	Gary Allen	162	1,040	6.4	8
1980	Gary Allen	193	884	4.6	2
1981	Gary Allen	194	1,006	5.2	8
1982	Anthony Edgar	201	900	4.5	7
1983	Dino Babers	76	295	3.9	3
1984	Raphel Cherry	168	424	2.5	3
1985	Nuu Faola	203	1,064	5.2	10
1986	Danny Crowell	164	724	4.4	6
1987	Heikoti Fakava	163	792	4.9	16
1988	Heikoti Fakava	194	860	4.4	12
1989	Jamal Farmer	199	986	5.0	18
1990	Jamal Farmer	159	664	4.2	9
1991	Michael Carter	221	1,092	4.9	16
1992	Travis Sims	220	1,498	6.8	9
1993	Calvin Melvin	139	831	6.0	3
1994	Tupu Alualu	129	638	4.9	3
1995	Brett Washington	90	574	6.4	2
1996	Carlos Shaw	99	394	4.0	2
1997	Charles Tharp	195	796	4.1	7
1998	Charles Tharp	146	679	4.7	2
1999	Avion Weaver	114	645	5.7	4
2000	James Fenderson	113	651	5.8	7
2001	Mike Bass	108	558	5.2	3
2002	John West	59	451	7.6	5
2003	John West	64	422	6.6	4
2004	Michael Brewster	113	722	6.4	6
2005	Nate Ilaoa	85	643	7.6	6
2006	Nate Ilaoa	131	990	7.6	13
2007	Kealoha Pilares	68	388	5.7	3
2008	Daniel Libre	99	443	4.5	6
2009	Leon Wright-Jackson	74	554	7.5	7
2010	Alex Green	146	1,199	8.2	18
2011	Joey Iosefa	110	548	5.0	7
2012	Will Gregory	137	691	5.0	3
2013	Joey Iosefa	126	590	4.7	5
2014	Steven Lakalaka	159	646	4.1	2
2015	Paul Harris	197	1,132	5.7	6
2016	Diocemy Saint Juste	165	1,006	6.1	3
2017	Diocemy Saint Juste	282	1,510	5.4	7
2018	Fred Holly III	108	468	4.3	4



GREG TIPTON



LARRY SHERRER

YEARLY LEADERS

RECEIVING

Year	Name	Rec	Yards	Avg/G	TD
1967	Jim Schultz	60	956	95.6	7
1968	McKinley Reynolds	49	711	71.1	7
	Rich Leon	51	653	65.3	6
1969	Dave Patterson	36	435	43.5	3
1970	Henry Sovio	29	339	30.8	0
1971	Henry Sovio	36	527	47.9	2
1972	Golden Richards	23	414	59.1	5
1973	Allen Brown	46	735	81.7	2
1974	Mel deLaura	42	482	43.8	2
1975	Larry Jackson	12	186	16.9	3
	Mike Fletcher	12	177	16.0	0
	Mike Vierra	12	166	15.0	0
1976	Mike Fletcher	23	284	25.8	2
1977	Rick Wagner	19	270	24.5	2
1978	DeWayne Jett	18	382	34.7	5
	Walt Little	24	293	26.6	3
1979	DeWayne Jett	21	271	24.6	5
1980	Ron Pennick	23	282	25.6	2
	Gary Allen	26	257	23.3	1
1981	Gary Allen	21	367	36.7	2
	Merv Lopes	23	313	28.4	2
1982	Walter Murray	31	494	44.9	5
1983	Walter Murray	44	773	70.2	7
1984	Walter Murray	37	625	56.8	1
1985	Walter Murray	66	673	56.0	7
1986	David Dyas	33	562	46.8	1
	Ron Hall	42	508	42.3	2
1987	Dane McArthur	24	391	32.5	2
1988	Chris Roscoe	44	859	71.5	9
1989	Chris Roscoe	47	1,043	80.2	9
1990	Jeff Sydner	47	820	68.3	7
	Dane McArthur	49	696	58.0	8
1991	Jeff Sydner	34	421	38.2	2
1992	Darrick Branch	25	491	40.9	5
1993	Brian Gordon	27	419	34.9	4
1994	Brannon Kennedy	23	462	38.5	2
	Clint Kuboyama	27	315	26.3	2
1995	Dillan Micus	31	536	44.7	3
	Eddie Klaneski	36	513	42.8	1
1996	Dillan Micus	27	366	33.3	1
1997	Charles Tharp	42	435	36.3	1
1998	Wesley Morris	51	692	57.7	4
1999	Dwight Carter	77	1,253	104.4	9
2000	Ashley Lelie	74	1,110	92.5	11
2001	Ashley Lelie	84	1,713	142.8	19
2002	Justin Colbert	92	1,302	93.0	8
2003	Chad Owens	85	1,134	103.1	9
2004	Chad Owens	102	1,290	99.2	17
2005	Ryan Grice-Mullen	85	1,228	102.3	12
	Davone Bess	89	1,124	93.7	14
2006	Davone Bess	96	1,220	87.1	15
2007	Ryan Grice-Mullen	106	1,372	105.5	13
	Davone Bess	108	1,266	97.4	12
2008	Michael Washington	62	789	56.4	6
	Greg Salas	57	831	59.4	3
2009	Greg Salas	106	1,590	122.3	8
2010	Greg Salas	119	1,889	134.9	14
2011	Billy Ray Stutzmann	78	910	70.0	4
	Royce Pollard	71	1,011	84.2	8
2012	Billy Ray Stutzmann	35	447	44.7	0
2013	Chris Gant	59	973	81.1	9
2014	Quinton Pedroza	59	674	56.2	3
	Marcus Kemp	56	797	61.3	3
2015	Marcus Kemp	36	563	43.3	2
2016	Marcus Kemp	73	1,100	78.6	8
2017	John Ursua	47	667	111.2	5
	Dylan Collie	56	636	53.0	4
2018	John Ursua	89	1,343	103.3	16

TOTAL OFFENSE

Year	Name	Plays	Rush	Pass	Yards	TD
1967	Dick Hough	279	205	1,419	1,624	9
1968	Larry Arnold	326	-31	1,821	1,790	21
1969	Larry Arnold	242	-102	1,378	1,276	11
1970	Howard Gay	175	-28	851	823	7
1971	Larry Sherrer	204	1,129	0	1,129	16
1972	Albert Holmes	199	1,146	0	1,146	12
1973	Casey Ortez	228	-115	1,385	1,270	10
1974	Alex Kaloi	344	231	1,214	1,445	6
1975	Alex Kaloi	260	334	793	1,127	4
1976	Wilbert Haslip	140	730	18	748	2
1977	Jeff Duva	268	79	1,478	1,557	11
1978	Jeff Duva	289	93	1,463	1,556	16
1979	Gary Allen	164	1,040	31	1,071	8
1980	Mike Stennis	217	201	869	1,070	8
1981	Gary Allen	197	1,006	5	1,011	9
1982	Bernard Quarles	295	345	1,350	1,695	12
1983	Raphel Cherry	446	266	2,478	2,744	26
1984	Raphel Cherry	463	424	2,055	2,479	3
1985	Gregg Tipton	380	-62	2,130	2,068	3
1986	Gregg Tipton	452	-97	2,645	2,548	1
1987	Warren Jones	255	193	1,326	1,519	6
1988	Warren Jones	460	669	2,268	2,937	8
1989	Garrett Gabriel	352	246	2,145	2,391	22
1990	Garrett Gabriel	412	120	2,752	2,872	28
1991	Michael Carter	426	1,092	1,172	2,264	20
1992	Travis Sims	220	1,498	0	1,498	9
1993	Michael Carter	333	648	1,489	2,137	26
1994	John Hao	210	112	1,181	1,293	8
1995	Johnny Macon	259	378	985	1,363	12
1996	Glenn Freitas	349	352	1,157	1,509	11
1997	Josh Skinner	253	-31	1,416	1,385	5
1998	Dan Robinson	438	-27	2,155	2,128	13
1999	Dan Robinson	616	-91	3,853	3,762	32
2000	Timmy Chang	492	-49	3,041	2,992	21
2001	Nick Rolovich	454	4	3,361	3,365	34
2002	Timmy Chang	663	-17	4,474	4,457	26
2003	Timmy Chang	644	-60	4,199	4,139	30
2004	Timmy Chang	639	0	4,258	4,258	40
2005	Colt Brennan	614	154	4,301	4,455	37
2006	Colt Brennan	645	366	5,549	5,915	63
2007	Colt Brennan	592	25	4,343	4,368	46
2008	Greg Alexander	335	139	1,895	2,034	17
2009	Bryant Moniz	377	117	2,396	2,513	15
2010	Bryant Moniz	636	102	5,040	5,142	43
2011	Bryant Moniz	478	293	2,733	3,026	30
2012	Sean Schroeder	398	-169	1,878	1,709	12
2013	Sean Schroeder	429	-60	2,969	2,909	30
2014	Ikaika Woolsey	526	203	2,538	2,741	14
2015	Max Wittek	309	-89	1,542	1,453	8
2016	Dru Brown	423	306	2,488	2,794	23
2017	Dru Brown	470	7	2,785	2,792	20
2018	Cole McDonald	618	359	3,875	4,234	40



ASHLEY LELIE

YEARLY LEADERS

ALL-PURPOSE

Year	Player	Rush	Rec	PR	KOR	Yds
1967	Jim Schultz	0	956	0	0	956
1968	Emory Holmes	714	52	0	466	1,232
1969	Bobby Ahu	531	87	262	541	1,421
1970	Larry Sherrer	742	104	0	191	1,017
1971	Larry Sherrer	1,129	97	24	37	1,287
1972	Albert Holmes	1,146	27	0	0	1,173
1973	Allen Brown	78	735	0	0	813
1974	Arnold Morgado	436	143	0	208	787
1975	Norris Birdsong	731	76	0	85	892
1976	Wilbert Haslip	730	21	0	0	751
1977	Gerald Green	548	266	123	0	977
1978	Gary Allen	521	51	10	126	698
1979	Gary Allen	1,040	220	0	0	1,260
1980	Gary Allen	884	257	0	0	1,141
1981	Gary Allen	1,006	367	76	0	1,449
1982	Anthony Edgar	900	120	0	0	1,020
1983	Walter Murray	8	773	0	17	798
1984	Walter Murray	61	625	0	0	686
1985	Nuu Faaoa	1,064	179	0	0	1,243
1986	Danny Crowell	724	336	0	0	1,060
1987	Heikoti Fakava	792	186	0	0	978
1988	Larry Khan-Smith	39	119	0	852	1,010
1989	Jamal Farmer	986	152	0	0	1,138
1990	Jeff Sydnor	390	820	483	265	1,958
1991	Jeff Sydnor	296	421	144	495	1,356
1992	Travis Sims	1,498	4	0	0	1,502
1993	Brian Gordon	543	419	0	169	1,131
1994	Matt Harding	24	166	69	633	892
1995	Matt Harding	1	89	11	673	774
1996	Carlos Shaw	394	134	0	129	657
1997	Charles Tharp	796	435	0	192	1,423
1998	Wesley Morris	0	692	0	476	1,168
1999	Dwight Carter	0	1,253	0	0	1,253
2000	Ashley Lelie	0	1,023	0	0	1,023
2001	Ashley Lelie	0	1,713	0	0	1,713
2002	Justin Colbert	0	1,302	7	0	1,309
2003	Chad Owens	6	1,134	136	25	1,301
2004	Chad Owens	0	1,290	531	45	1,866
2005	Ryan Grice-Mullen	18	1,228	0	0	1,246
2006	Nate Ilaoa	990	837	0	0	1,827
2007	Davone Bess	0	1,266	175	0	1,441
2008	Malcolm Lane	0	613	0	635	1,248
2009	Greg Salas	0	1,590	57	0	1,647
2010	Greg Salas	0	1,889	-2	0	1,887
2011	Mike Edwards	0	0	19	1,086	1,105
2012	Mike Edwards	18	0	0	1,215	1,233
2013	Chris Gant	14	973	0	401	1,388
2014	Marcus Kemp	13	797	0	0	797
2015	Paul Harris	1,132	151	0	138	1,421
2016	Paul Harris	568	17	0	835	1,420
2017	D. Saint Juste	1,510	157	0	0	1,667
2018	John Ursua	4	1,343	0	0	1,347

SCORING

Year	Player	TD	XP	FG	Pts
1967	Jim Schultz	7	1	0	44
1968	McKinley Reynolds	8	0	0	48
	Ralph Kaspari	8	0	0	48
1969	Bill Massey	11	0	0	66
1970	Bill Massey	9	2	0	56
1971	Larry Sherrer	16	0	0	96
1972	Albert Holmes	12	0	0	72
1973	Reinhold Stuprich (K)	0	22	15	67
1974	Reinhold Stuprich (K)	0	18	9	45
1975	Curtis Goodman (K)	0	18	10	48
1976	Norris Birdsong	7	0	0	42
1977	Curtis Goodman (K)	0	24	15	69
1978	Peter Kim (K)	0	28	4	40
1979	Jim Asmus (K)	0	34	13	73
1980	Jim Asmus (K)	0	29	13	68
1981	Lee Larsen (K)	0	36	12	72
1982	Lee Larsen (K)	0	24	12	60
1983	Richard Spelman (K)	0	25	12	61
1984	Richard Spelman (K)	0	22	21	85
1985	Kerry Brady (K)	0	20	16	68
1986	Rod Valverde (K)	1	26	13	71
1987	Heikoti Fakava	17	0	0	102
1988	Jason Elam (K)	0	38	19	95
1989	Jamal Farmer	19	1 (2)	0	116
1990	Jeff Sydnor	12	2 (2)	0	76
1991	Michael Carter	16	0	0	96
1992	Jason Elam (K)	0	44	16	92
1993	Michael Carter	12	0	0	72
1994	Carlton Oswald (K)	0	16	17	37
1995	Glenn Freitas	12	0	0	72
1996	Carlton Oswald (K)	0	18	7	39
1997	Eric Hannum (K)	0	18	15	63
1998	Chad Shrout (K)	0	10	7	31
1999	Eric Hannum (K)	0	35	11	68
2000	Ashley Lelie	11	0	0	66
2001	Ashley Lelie	19	0	0	114
2002	Justin Ayat (K)	0	55	15	100
2003	Justin Ayat (K)	0	30	14	72
2004	Chad Owens	22	0	0	132
2005	Davone Bess	14	0	0	84
2006	Nate Ilaoa	18	0	0	108
2007	Dan Kelly (K)	0	70	12	106
2008	Dan Kelly (K)	0	41	10	71
2009	Scott Enos (K)	0	34	12	70
2010	Scott Enos (K)	0	71	17	122
2011	Joey Iosefa	8	0	0	48
	Bryant Moniz	8	0	0	48
	Royce Pollard	8	0	0	48
2012	Tyler Hadden (K)	0	29	13	68
2013	Chris Gant	10	1 (2)	0	64
2014	Tyler Hadden (K)	0	28	18	82
2015	Rigoberto Sanchez (K)	0	23	8	47
2016	Rigoberto Sanchez (K)	0	49	13	88
2017	Diocemy Saint Juste	8	0	0	48
2018	John Ursua	17	1 (2)	0	104



JEFF SYDNOR



CHAD OWENS

YEARLY LEADERS

PUNTING


Year	Player	NO	YDS	AVG	LG
1967	Dick Hough	47	1,594	33.9	57
1968	Rich Leon	64	2,351	36.7	61
1969	John Reardon	52	1,759	33.8	48
1970	Bob Leahy	57	2,124	37.3	61
1971	Eddie Davis	28	958	34.2	47
1972	John Masters	62	2,310	37.3	52
1973	Bob Lueke	63	2,451	38.9	66
1974	John Masters	72	2,786	38.7	71
1975	Jim Lyons	57	2,129	37.4	61
1976	Paul Dombroski	76	2,967	39.0	53
1977	Greg Cummins	63	2,623	41.6	73
1978	Greg Cummins	61	2,419	39.7	58
1979	Jim Asmus	58	2,303	39.7	56
1980	Jim Asmus	61	2,373	38.9	54
1981	Frank Natividad	65	2,491	38.3	57
1982	Frank Natividad	58	2,277	39.3	57
1983	Tom McCarthy	61	2,494	40.9	74
1984	Tom McCarthy	55	2,216	40.3	57
1985	Ben Ma'afala	60	2,298	38.3	62
1986	Kyle Ah Loo	61	2,301	37.7	56
1987	Kyle Ah Loo	61	2,304	37.8	64
1988	Kyle Ah Loo	48	1,954	40.7	54
1989	Kyle Ah Loo	36	1,537	42.7	61
1990	Winston Haynes	44	1,570	35.7	54
1991	Winston Haynes	42	1,647	39.2	53
1992	Jason Elam	49	2,179	44.5	78
1993	Stephen Wilson	46	1,976	43.0	68
1994	Stephen Wilson	63	2,476	39.3	54
1995	Chad Shrout	51	1,968	38.6	78
1996	Eric Hannum	77	3,073	39.9	70
1997	Chad Shrout	68	3,133	46.1	71
1998	Chad Shrout	82	3,173	41.2	62
1999	Chad Shrout	62	2,575	41.5	60
2000	Mat McBriar	43	1,647	38.3	65
2001	Mat McBriar	40	1,736	43.4	69
2002	Mat McBriar	48	2,148	44.8	73
2003	Kurt Milne	63	2,501	39.7	55
2004	Kurt Milne	54	2,154	39.9	55
2005	Kurt Milne	41	1,479	36.1	52
2006	Kurt Milne	17	646	38.0	52
2007	Tim Grasso	35	1,390	39.7	51
2008	Tim Grasso	68	2,750	40.4	56
2009	Alex Dunnachie	42	1,647	39.2	66
2010	Alex Dunnachie	52	2,234	43.0	61
2011	Alex Dunnachie	56	2,221	39.7	62
2012	Alex Dunnachie	49	2,262	46.2	73
2013	Scott Harding	56	2,251	40.2	62
2014	Scott Harding	86	3,554	41.3	66
2015	Rigoberto Sanchez	74	3,335	45.1	73
2016	Rigoberto Sanchez	70	3,122	44.6	57
2017	Stan Gaudion	58	2,440	42.1	55
2018	Stan Gaudion	49	1,998	40.8	56

KICKOFF RETURNS

Year	Player	NO	YDS	AVG	TD
1968	Emory Holmes	19	466	24.5	0
1969	Bobby Ahu	22	541	24.6	1
1970	Larry Sherrer	9	191	21.2	0
1971	John Duckworth	13	252	19.4	0
1972	Golden Richards	9	192	21.3	0
1973	John Duckworth	10	203	20.3	0
1974	Larry Roberson	19	359	18.9	0
1975	Larry Jackson	11	239	21.7	0
1976	DeWayne Jett	24	360	15.0	0
1977	Burton Coloma	9	192	21.3	0
1978	O.J. Hamilton	13	231	17.8	0
1979	David Toloumu	13	357	27.5	0
1980	David Toloumu	15	391	26.1	0
1981	David Toloumu	11	246	22.4	0
1982	Kent Kafentzis	9	155	17.2	0
1983	Mike Akiu	22	491	22.3	0
1984	Marcel Williams	13	243	22.7	0
1985	Marcel Williams	8	244	30.5	0
1986	Koldene Walsh	11	258	23.5	0
1987	Marcel Williams	14	335	23.9	0
1988	Larry Khan-Smith	32	852	26.6	1
1989	Larry Khan-Smith	16	357	22.3	0
1990	Larry Khan-Smith	21	449	21.4	0
1991	Darrick Branch	22	542	24.6	1
1992	Darrick Branch	21	488	23.2	1
1993	Matt Harding	15	346	23.1	0
1994	Matt Harding	31	633	20.4	0
1995	Matt Harding	31	673	21.7	0
1996	Gerald Lacey	14	274	19.6	0
1997	Eleu Kane	18	394	21.9	0
1998	Wesley Morris	21	476	22.7	0
1999	Jamal Garland	33	751	22.8	0
2000	Jamal Garland	23	517	22.5	0
2001	Chad Owens	24	807	33.6	2
2002	Chad Owens	19	477	25.1	0
2003	John West	19	446	23.5	0
2004	Jason Ferguson	32	679	21.2	0
2005	Andre Taylor	28	600	21.4	0
2006	Ross Dickerson	26	650	25.0	1
2007	Malcolm Lane	25	730	29.2	2
2008	Malcolm Lane	24	635	26.5	0
2009	Jovonte Taylor	37	918	24.8	0
2010	Dustin Blount	28	691	24.7	0
2011	Mike Edwards	44	1,086	24.7	0
2012	Mike Edwards	40	1,215	30.4	3
2013	Chris Gant	19	401	21.1	0
2014	Keelan Ewaliko	29	589	20.3	0
2015	Keelan Ewaliko	22	578	26.3	1
2016	Paul Harris	34	835	24.6	0
2017	Keelan Ewaliko	36	742	20.6	0
2018	Justice Augafa	19	409	21.5	0



RIGO SANCHEZ



DAVID TOLOUMU

YEARLY LEADERS

PUNT RETURNS


Year	Player	NO	YDS	AVG	TD
1968	Lon Williams	39	381	9.8	0
1969	Bobby Ahu	23	262	11.4	3
1970	Roger Weatherby	18	208	11.6	0
1971	John Duckworth	6	26	4.3	0
1972	Golden Richards	13	78	6.0	0
1973	Harold Stringert	21	157	7.5	1
1974	Ed Gilliam	6	30	5.0	0
1975	Dale Bunn	26	232	8.9	1
1976	Gerald Green	13	47	3.6	0
1977	Gerald Green	14	123	8.8	1
1978	O.J. Hamilton	8	80	10.0	0
1979	Dana McLemore	32	327	10.2	2
1980	Dana McLemore	27	237	8.8	0
1981	Dana McLemore	31	261	8.4	0
1982	Vernon Gearing	21	174	8.3	0
1983	Marco Johnson	14	170	10.0	0
1984	Vincent Sides	21	150	7.1	0
1985	Marco Johnson	10	124	12.4	0
1986	Marco Johnson	28	290	10.4	0
1987	Marco Johnson	18	100	5.6	0
1988	Walter Briggs	23	204	8.9	0
1989	Jeff Snyder	19	293	15.4	1
1990	Jeff Snyder	40	483	12.1	1
1991	Jeff Snyder	18	144	8.0	0
1992	Matt Harding	1	44	44.0	1
1993	Zac Odom	19	128	6.7	0
1994	Matt Harding	2	69	34.5	2
1995	Eddie Klaneski	9	55	6.1	0
1996	Eddie Klaneski	18	165	9.2	0
1997	Eddie Klaneski	34	359	10.6	0
1998	Charles Tharp	17	153	9.0	0
1999	Jamal Garland	38	282	7.4	0
2000	Feiamma Armstrong	12	132	11.0	0
2001	Chad Owens	18	216	12.0	1
2002	Chad Owens	17	131	7.7	0
2003	Clifton Herbert	30	271	9.0	0
2004	Chad Owens	36	531	14.8	5
2005	Andre Taylor	5	37	7.4	0
2006	Myron Newberry	22	130	5.9	0
2007	Davone Bess	18	175	9.7	0
2008	Aaron Bain	8	41	5.1	0
2009	Ryan Henry	18	93	5.2	0
2010	Ryan Henry	9	48	5.3	0
2011	Scott Harding	19	141	7.4	0
2012	Scott Harding	23	295	12.8	1
2013	Scott Harding	21	175	8.3	0
2014	Scott Harding	25	220	8.8	0
2015	Nick Nelson	19	141	7.4	0
2016	John Ursua	8	63	7.9	0
2017	Dylan Collie	4	19	4.8	0
2018	Justice Augafa	13	103	7.9	0

TACKLES

Year	Player	UA	AST	TOT
1968	Tim Buchanan	69	98	148
1969	David Dworsky	62	67	129
1970	Randy Ingraham	73	72	145
1971	David Dworsky	54	72	126
1972	Levi Stanley	63	50	113
1973	Levi Stanley	77	63	140
1974	John Woodcock	77	49	126
1975	John Woodcock	72	44	116
1976	John Annilo	45	24	69
1977	Tom Murphy	47	97	144
1978	Scott Voeller	81	41	122
1979	Steve Lehor	62	55	117
1980	Steve Lehor	50	65	115
1981	Doug Kyle	59	32	91
1982	Carl Kenneybrew	73	40	113
1983	Rich Miano	64	19	83
1984	Rich Miano	62	48	110
1985	Thad Jefferson	81	48	129
1986	Al Noga	64	26	90
1987	William Bell	64	19	83
1988	Walter Briggs	67	45	112
1989	Joaquin Barnett	70	30	100
1990	Terry Whitaker	52	50	102
1991	Tony Pang Kee	66	21	87
1992	Bryan Addison	58	35	93
1993	Junior Faavae	42	30	72
1994	Junior Faavae	76	20	96
1995	Clint Kuboyama	62	25	87
1996	Eddie Klaneski	79	35	114
1997	Eddie Klaneski	78	50	128
1998	Anthony Smith	66	37	103
1999	Jeff Ulbrich	42	127	169
2000	Jacob Espiau	79	47	126
2001	Chris Brown	84	40	124
2002	Pisa Tinoisamoa	89	40	129
2003	Ikaika Curnan	71	50	121
2004	Leonard Peters	77	43	120
2005	Kila Kamakawio'ole	48	36	84
2006	Adam Leonard	62	52	114
2007	Solomon Elimimian	68	73	141
2008	Solomon Elimimian	64	57	121
2009	Blaze Soares	58	49	107
2010	Corey Paredes	83	68	151
2011	Corey Paredes	58	49	107
2012	Paipai Falemalu	37	19	56
	Marrell Jackson	40	16	56
2013	Brenden Daley	54	36	90
2014	Taz Stevenson	69	19	88
2015	Julian Gener	62	33	95
2016	Jahlani Tavai	86	43	129
2017	Jahlani Tavai	66	58	124
2018	Solomon Matautia	54	38	92



SCOTT HARDING



JUNIOR FAVAE

YEARLY LEADERS

INTERCEPTIONS

Year	Player	NO	YDS	AVG	TD
1968	Steve Rodriguez	3	20	6.7	0
1969	Mike Bengston	4	116	29.0	1
1970	Steve Adler	6	102	17.0	1
	George Lumpkin	6	91	15.2	0
1971	Jeris White	6	141	23.5	2
1972	Harold Stringert	5	47	9.4	1
1973	Harold Stringert	6	70	11.7	1
1974	Ken Shibata	7	49	7.0	0
1975	Mike Perkins	4	43	10.8	0
1976	John Annillo	3	27	9.0	0
1977	Keoni Jardine	5	40	8.0	0
1978	Junior Talaesea	3	64	21.3	0
1979	Keoni Jardine	5	68	13.6	0
1980	Lyndell Jones	5	53	10.6	0
1981	Dana McLemore	4	106	26.5	0
1982	Steve Lehor	4	5	1.3	0
1983	Rich Miano	3	13	4.3	0
	Kurt Kafentzis	3	1	0.3	0
1984	Kent Kafentzis	4	47	11.8	0
	Kurt Kafentzis	4	4	1.0	0
1985	Kent Kafentzis	4	64	16.0	1
	Kyle Kafentzis	4	3	0.8	0
1986	Kyle Kafentzis	4	39	9.8	1
1987	William Bell	3	97	32.3	1
	Leon Austin	3	33	11.0	1
1988	Mike Tresler	4	47	11.8	0
1989	Walter Briggs	9	116	12.9	1
1990	Tony Pang Kee	6	67	11.2	0
1991	Zac Odom	2	37	18.5	0
1992	Bryan Addison	4	50	12.5	1
1993	Lindsey Yowell	2	1	0.5	0
1994	Jason Ross	4	38	9.5	0
1995	Clint Kuboyama	2	0	0.0	0
1996	Eddie Klaneski	5	72	14.4	1
1997	Eddie Klaneski	2	0	0.0	0
	Chris Shinnick	2	14	7.0	0
1998	Quincy LeJay	2	90	45.0	0
1999	Quincy LeJay	7	151	21.6	3
2000	Nate Jackson	7	57	8.1	0
2001	Kelvin Millhouse, Jr.	5	111	22.2	1
2002	Hyrum Peters	4	176	44.0	3
	Kelvin Millhouse, Jr.	4	17	4.2	0
2003	Kelvin Millhouse, Jr.	4	28	7.0	1
	Abraham Elimimian	4	17	4.2	0
2004	Abraham Elimimian	5	30	6.0	1
2005	Turmarian Moreland	4	36	9.0	0
2006	Gerard Lewis	3	33	11.0	0
	Leonard Peters	3	101	33.7	2
2007	Adam Leonard	4	117	29.2	2
	Myron Newberry	4	98	24.5	1
2008	Keao Monteilh	5	36	7.2	0
2009	Mana Silva	6	28	4.7	0
2010	Mana Silva	8	60	7.5	0
2011	Richard Torres	3	150	50.0	2
	Aaron Brown	3	17	5.7	0
	John Hardy-Tuliau	3	7	2.5	0
2012	John Hardy-Tuliau	3	52	17.3	1
2013	Trayvon Henderson	3	23	7.7	0
2014	TJ Taimatuia	2	45	22.5	0
	Daniel Lewis, Jr.	2	20	10.0	0
	Trayvon Henderson	2	0	0.0	0
2015	Dany Mulanga	1	36	36.0	0
	Jalen Rogers	1	(-3)	(-3.0)	0
	Julian Gener	1	3	3.0	0
2016	Jalen Rogers	4	0	0.0	0
2017	Solomon Matautia	3	60	20.0	1
2018	Zach Wilson	2	13	6.5	0

SACKS

Year	Player	NO.	Yds
1983	Alvis Satele	9.0	
1984	Pete Noga	8.0	
	Al Noga	8.0	
1985	Al Noga		
1986	Al Noga	17.0	
1987	Mark Odom	11.0	-
1988	Gavin Robertson	10.0	-
1989	Mark Odom	13.0	-
1990	Mark Odom	11.0	-
1991	Junior Tagoi	6.0	-
	Herman Talley	6.0	-
1992	Junior Tagoi	6.0	43
1993	Geroge Tupuola	6.0	34
1994	Rod York	7.0	38
1995	Geroge Noga	6.0	51
1996	Doug Rosevold	4.0	37
1997	Brian Chapman	6.0	32
	Kam Cobb-Adams	6.0	35
1998	Houdini Jackson	3.0	-
1999	Jeff Ulbrich	8.0	67
2000	Pisa Tinoisamoa	4.0	27
	Chris Brown	4.0	18
2001	Pisa Tinoisamoa	5.0	20
2002	Pisa Tinoisamoa	6.5	38
2003	Travis LaBoy	11.0	86
2004	Melila Purcell	6.0	49
2005	Kila Kamakawiwo'ole	8.0	62
2006	Melila Purcell	9.5	39
2007	David Veikune	7.0	19
2008	David Veikune	9.0	53
2009	Corey Paredes	4.0	29
2010	Kamalulu Umu	5.0	23
	Paipai Falemalu	5.0	41
2011	Art Laurel	9.0	61
2012	Tavita Woodard	5.5	39
2013	Beau Yap	5.5	51
2014	Beau Yap	4.5	19
2015	Kennedy Tulimasealii	3.5	21
2016	Jahlani Tavai	7.0	32
2017	Jahlani Tavai	5.5	38
2018	Kaimana Padello	8.5	87



AL NOGA

SINGLE-GAME RECORDS

PASSING YARDS

Rk	Player	Yards	Opponent	Date	C-A-I TD	Result
1.	Bryant Moniz	560	San José State	11/20/10	32-44-2	3 W, 41-7
2.	Colt Brennan	559	Arizona State*	12/24/06	33-42-1	5 W, 41-24
3.	Colt Brennan	548	at Louisiana Tech	09/08/07	43-61-1	4 W, 45-44 (OT)
4.	Colt Brennan	545	at San José State	10/12/07	44-75-4	4 W, 42-35 (OT)
5.	Nick Rolovich	543	BYU	12/08/01	29-52-1	8 W, 72-45
6.	Timmy Chang	534	at Louisiana Tech	10/18/03	33-46-4	5 W, 44-41
7.	Bryant Moniz	532	Louisiana Tech	10/02/10	42-58-0	4 W, 41-21
8.	Dan Robinson	530	Navy	11/20/99	37-63-1	5 W, 48-41
9.	Colt Brennan	515	New Mexico St.	10/15/05	38-53-1	7 W, 49-28
10.	Nick Rolovich	505	Air Force	11/24/01	30-46-0	5 W, 52-30
11.	Nick Rolovich	500	Miami (Ohio)	11/17/01	30-53-1	7 W, 52-51
12.	Sean Schroeder	499	at Wyoming	11/23/13	37-50-1	6 L, 56-59 (OT)
13.	Colt Brennan	495	Boise State	11/23/07	40-53-2	5 W, 39-27
14.	Greg Alexander	477	at UNLV	09/19/09	31-48-1	3 L, 33-34
15.	Timmy Chang	475	Houston*	12/25/03	26-42-1	5 W, 54-48 (OT)

*Hawai'i Bowl

ATTEMPTS

Rk	Player	Att	Opponent	Date	C-Y-I	TD	Result
1.	Colt Brennan	75	at San José State	10/12/07	44-545-4	4	W, 42-35 (OT)
2.	Timmy Chang	70	Rice	09/27/03	42-397-0	2	W, 41-21
3.	Timmy Chang	66	Florida Atlantic	09/04/04	38-302-0	2	L, 28-35 (OT)
4.	Timmy Chang	64	at Rice	11/16/02	35-369-1	2	W, 33-28
	Timmy Chang	64	San José State	10/28/00	34-403-2	3	L, 48-57
6.	Dan Robinson	63	Navy	11/20/99	37-530-1	5	W, 48-41
7.	Colt Brennan	61	at Louisiana Tech	09/08/07	43-548-1	4	W, 45-44 (OT)
	Timmy Chang	61	at Fresno State	10/25/02	36-462-1	2	W, 31-21
	Timmy Chang	61	at UNLV	9/19/03	37-363-3	2	L, 22-33
10.	Timmy Chang	60	Fresno State	10/11/03	40-353-0	5	W, 55-28

COMPLETIONS

Rk	Player	Comp	Opponent	Date	A-Y-I	TD	Result
1.	Colt Brennan	44	at San José State	10/12/07	75-545	4	W, 42-35 (OT)
2.	Colt Brennan	43	at Louisiana Tech	09/08/07	61-548-1	4	W, 45-44 (OT)
3.	Bryant Moniz	42	Louisiana Tech	10/02/10	58-532-0	4	W, 41-21
	Colt Brennan	42	Washington	09/08/07	50-442-0	5	W, 35-28
	Timmy Chang	42	Rice	09/27/03	70-397-0	2	W, 41-21
6.	Colt Brennan	40	Boise State	11/23/07	53-495-2	5	W, 39-27
	Timmy Chang	40	Fresno State	10/11/03	60-353-0	5	W, 55-28
8.	Colt Brennan	38	New Mexico State	10/15/05	53-515-1	7	W, 49-28
	Timmy Chang	38	Florida Atlantic	09/04/04	66-302-0	2	L, 28-35 (OT)

TOUCHDOWNS

Rk	Player	TDs	Opp.	Date	C-A-I	Yds	Result
1.	Nick Rolovich	8	BYU	12/08/01	29-52-1	543	W, 72-45
2.	Bryant Moniz	7	UC Davis	09/24/11	30-40-0	424	W, 56-14
	Colt Brennan	7	New Mexico State	10/15/05	38-53-1	515	W, 49-28
	Nick Rolovich	7	Miami (OH)	11/17/01	30-53-1	500	W, 52-51
5.	Cole McDonald	6	Navy	09/01/18	30-41-0	428	W, 59-41
	Sean Schroeder	6	at Wyoming	11/23/13	37-50-1	499	L, 56-59
	Bryant Moniz	6	Charleston Southern	09/25/10	19-27-2	395	W, 66-7
	Colt Brennan	6	New Mexico State	10/27/07	29-46-1	425	W, 50-13
	Colt Brennan	6	Northern Colorado	09/01/07	34-40-0	416	W, 63-6
	Colt Brennan	6	at Utah State	11/04/06	18-29-1	413	W, 63-10
	Timmy Chang	6	Idaho	11/20/04	23-31-2	376	W, 52-21

SINGLE-GAME RECORDS

RUSHING

YARDS

Rk	Player	Yards	Opponent	Date	Att	YPC	TD
1.	Alex Green	327	at New Mexico State	11/22/10	19	17.2	3
2.	Pete Wilson	270	BYU	11/17/50	-	-	4
3.	Jamal Farmer	242	Air Force	12/09/89	35	6.9	2
	Anthony Edgar	242	Air Force	11/27/82	22	11.0	3
5.	Diocemy Saint Juste	241	at Nevada	10/07/17	25	9.6	1
6.	Wilbert Haslip	221	Idaho	09/24/77	22	10.0	2
7.	Joey Iosefa	219	UNLV	11/22/14	35	6.3	2
8.	Michael Carter (QB)	214	at Wyoming	08/31/91	33	6.5	2
9.	Diocemy Saint Juste	205	Nevada	10/01/16	19	10.8	0
10.	Diocemy Saint Juste	202	San José State	10/14/17	39	5.2	2
	Diocemy Saint Juste	202	Western Carolina	09/02/17	25	8.1	1
	Travis Sims	202	at UTEP	10/31/92	28	7.2	0
	Gary Allen	202	UTEP	10/27/79	24	8.4	1
14.	Larry Sherrer	196	Santa Clara	10/16/71	22	8.9	2
15.	Walter Briggs (QB)	194	at New Mexico	10/10/87	33	5.9	1

ATTEMPTS

Rk	Player	Att	Opponent	Date	Yards	YPC	TD
1.	Diocemy Saint Juste	39	San José State	10/14/17	202	5.2	2
2.	Joey Iosefa	37	San Diego State	11/16/13	155	4.2	1
3.	Joey Iosefa	35	UNLV	11/22/14	219	6.3	2
	Joey Iosefa	35	at Navy	11/09/13	191	5.5	1
	Jamal Farmer	35	Air Force	12/09/89	242	6.9	2
	Nuu Faaola	35	San Diego State	11/30/85	150	4.3	1
7.	Michael Carter (QB)	33	at Wyoming	08/31/91	214	6.5	2
	Walter Briggs (QB)	33	at New Mexico	10/10/87	194	5.9	1
	Norris Birdsong	33	Cal State Fullerton	11/01/75	155	4.7	2

TOUCHDOWNS

Rk	Player	TD	Opp.	Date	Att	Yards	YPC
1.	Heikoti Fakava	5	Yale	10/03/87	8	26	3.3
2.	Alex Green	4	at Utah St	10/23/10	14	172	12.3
	Glenn Freitas (QB)	4	at UNLV	09/30/95	12	65	5.4
	Glenn Freitas (QB)	4	UTEP	09/23/95	24	122	5.1
	Ivin Jasper (QB)	4	UTEP	09/25/93	10	23	2.3
	Larry Sherrer	4	New Mexico	11/27/71	29	113	3.9
	Bill Massey	4	Cal State Los Angeles	11/01/69	18	180	10.0
	Pete Wilson	4	BYU	11/17/50	-	270	-

SINGLE-GAME RECORDS

RECEIVING

RECEPTIONS

Rk	Player	Rec	Opponent	Date	Yards	YPC	TD
1.	Kealoha Pilares	18	Louisiana Tech	10/02/10	217	12.1	2
2.	Greg Salas	16	New Mexico State	11/14/09	196	12.3	1
3.	Davone Bess	15	Boise State	11/23/07	181	12.1	2
4.	Jason Rivers	14	Washington	12/01/07	167	11.9	4
	Ryan Grice-Mullen	14	at San José State	10/12/07	175	12.5	1
	Jason Rivers	14	at Louisiana Tech	09/08/07	176	12.6	1
	Jason Rivers	14	Arizona State*	12/24/06	308	22.0	2
	Davone Bess	14	Fresno State	10/29/05	158	11.3	1
	Chad Owens	14	Army	11/22/03	168	12.0	1
10.	John Ursua	13	at San José State	09/29/18	148	11.4	3
	Greg Salas	13	Tulsa	12/24/10	214	16.5	2
	Kealoha Pilares	13	at UNLV	09/19/09	146	11.2	0
	Ryan Grice-Mullen	13	New Mexico State	10/27/07	195	15.0	3
	Chad Owens	13	Michigan State	12/04/04	283	21.8	4
	Chad Owens	13	Florida Atlantic	09/04/04	89	6.8	1

*Hawai'i Bowl

YARDS

Rk	Player	Yards	Opponent	Date	Rec	YPC	TD
1.	Jason Rivers	308	Arizona State*	12/24/06	14	22.0	2
2.	Ashley Lelie	285	Air Force	11/24/01	9	31.7	3
3.	Chad Owens	283	Michigan State	12/04/04	13	21.8	4
4.	John Ursua	272	at Massachusetts	08/26/17	12	22.7	1
5.	Ashley Lelie	262	BYU	12/08/01	8	32.8	2
6.	Britton Komine	238	Nevada	10/12/02	8	29.8	2
7.	Dwight Carter	220	Eastern Illinois	09/11/99	9	24.4	1
8.	Kealoha Pilares	217	Louisiana Tech	10/02/10	18	12.1	2
9.	Royce Pollard	216	at Louisiana Tech	10/01/11	10	21.6	3
10.	Greg Salas	214	Tulsa*	12/24/10	13	16.5	2
11.	Ashley Lelie	211	Miami (OH)	11/17/01	6	35.2	3
12.	Dwight Carter	208	Navy	11/20/99	10	20.8	2
13.	Jeremiah Cockheran	207	Alabama	11/30/02	9	23.0	1
14.	Allen Brown	206	Puget Sound	10/20/73	9	22.9	0
15.	Walter Murray	201	Oklahoma	12/03/83	10	20.1	2

*Hawai'i Bowl

TOUCHDOWNS

Rk	Player	TD	Opponent	Date	Rec	Yards	YPC
1.	Chris Gant	4	at Wyoming	11/23/13	8	174	21.8
	Jason Rivers	4	Washington	12/01/07	14	167	11.9
	Ryan Grice-Mullen	4	New Mexico State	10/15/05	9	137	15.2
	Chad Owens	4	Michigan State	12/04/04	13	283	21.8
	Chad Owens	4	Northwestern	11/27/04	9	155	17.2

SINGLE-GAME RECORDS

TOTAL OFFENSE

YARDS

Rk	Player	Yards	Opponent	Date	Pass	Rush	TDRF
1.	Bryant Moniz	581	Louisiana Tech	10/02/10	532	49	4
2.	Colt Brennan	574	Arizona State*	12/24/06	559	15	5
3.	Colt Brennan	561	New Mexico State	10/15/05	515	46	7
4.	Nick Rolovich	558	BYU	12/08/01	543	15	8
5.	Bryant Moniz	546	San José State	11/20/10	560	-14	3
6.	Colt Brennan	544	at San José State	10/12/07	545	-1	5
7.	Colt Brennan	540	at Louisiana Tech	09/08/07	548	-8	5
8.	Timmy Chang	527	at Louisiana Tech	10/18/03	534	-7	5
9.	Dan Robinson	525	Navy	11/20/99	530	-5	6
10.	Nick Rolovich	515	Miami (OH)	11/17/01	500	15	7
11.	Cole McDonald	514	at Colorado State	08/25/18	418	96	5
12.	Colt Brennan	513	Boise State	11/23/07	495	18	6
13.	Nick Rolovich	500	Air Force	11/23/01	505	-5	5
14.	Sean Schroeder	484	at Wyoming	11/23/13	499	-15	6
15.	Garrett Gabriel	478	BYU	10/28/89	440	38	4

*Hawai'i Bowl

TOUCHDOWNS RESPONSIBLE FOR

Rk	Player	TD	Opponent	Date	Pass	Rush	Yards
1.	Nick Rolovich	8	Brigham Young	12/8/01	8	0	543
2.	Bryant Moniz	7	UC Davis	09/24/11	7	0	474
	Bryant Moniz	7	Charleston Southern	09/25/10	6	1	415
	Colt Brennan	7	New Mexico State	10/15/05	7	0	561
	Nick Rolovich	7	Miami (OH)	11/17/01	7	0	505

ALL-PURPOSE

YARDS

Rk	Player	Yards	Opponent	Date	Rush	Rec	KR	PR
1.	Chad Owens	342	BYU	12/08/01	0	0	249	93
2.	Alex Green	327	at New Mexico State	11/20/10	327	10	0	0
3.	Jason Rivers	308	Arizona State*	12/24/06	308	0	0	0
4.	Chad Owens	301	Michigan State	12/04/04	0	283	0	18
5.	Jeff Sydnor	299	at San Diego State	11/09/90	53	124	114	8
6.	Ashley Lelie	285	Air Force	11/23/01	285	0	0	0
7.	Ross Dickerson	283	at New Mexico State	10/21/06	0	125	158	0
	Jeff Sydnor	283	BYU	12/01/90	34	143	12	111
9.	Chad Owens	276	Northwestern	11/27/04	0	155	17	104
10.	John Ursua	272	at Massachusetts	08/26/17	0	272	0	0
	Jeff Sydnor	272	Maine	10/06/90	62	87	12	111

*Hawai'i Bowl

SINGLE-GAME RECORDS

SCORING

POINTS

Rk	Player	Pts	Opponent	Date	TD	FG	XP/2P
1.	Chad Owens	30	Northwestern	11/27/04	5	0	0
	Heikoti Fakava	30	Yale	10/03/87	5	0	0
3.	Chris Gant	26	at Wyoming	11/23/13	4	0	1

TOUCHDOWNS

Rk	Player	Pts	Opponent	Date	Rush	Rec	Ret
1.	Chad Owens	5	Northwestern	11/27/04	0	4	1
	Heikoti Fakava	5	Yale	10/03/87	5	0	0
3.	Chris Gant	4	at Wyoming	11/23/13	0	4	0
	Alex Green	4	at Utah St	10/23/10	4	0	0
	Jason Rivers	4	Washington	12/01/07	0	4	0
	Ryan Grice-Mullen	4	New Mexico State	10/15/05	0	4	0
	Chad Owens	4	Michigan State	12/04/04	0	4	0
	Glenn Freitas (QB)	4	at UNLV	09/30/95	4	0	0
	Glenn Freitas (QB)	4	UTEP	09/23/95	4	0	0
	Ivin Jasper (QB)	4	UTEP	09/25/93	4	0	0
	Larry Sherrer	4	New Mexico	11/27/71	4	0	0
	Bill Massey	4	Cal State Los Angeles	11/01/69	4	0	0
	Pete Wilson	4	BYU	11/17/50	4	0	0

FIELD GOALS

Rk	Player	FGs	Opp.	Date	Att	Long	Avg.
1.	Lee Larsen	5	New Mexico	10/17/81	6	40	36.8
	Reinhold Stuprich	5	BYU	09/14/74	7	44	31.0
3.	Tyler Hadden	4	at Colorado	09/20/14	4	41	31.3
	Dan Kelly	4	at Fresno State	10/04/08	5	41	35.0
	Justin Ayat	4	UTEP	10/25/03	4	33	27.5
	Eric Hannum	4	UNLV	12/02/00	4	40	34.3
	Jason Elam	4	at Wyoming	08/31/91	5	55	33.8
	Jason Elam	4	UTEP	11/04/89	4	53	34.0
	Jason Elam	4	at San Diego State	10/15/88	4	48	36.5
	Rodrigo Valverde	4	Utah	10/17/87	4	41	36.3
	Reinhold Stuprich	4	Santa Clara	11/10/73	4	50	37.8

SINGLE-GAME RECORDS

DEFENSE

TACKLES

Rk	Player	Tkls	Opponent	Date	Solo	Ast
1.	Eddie Klaneski	23	at Fresno State	09/28/96	15	8
2.	Blaine Gaison	22	West Virginia	10/11/80	-	-
	Dave Dworsky	22	UC Santa Barbara	11/22/69	-	-
	Tim Buchanan	22	California	11/30/68	-	-
5.	Steve Lehor	21	Wyoming	11/17/79	15	6
6.	Solomon Elimimian	20	Utah State	10/06/07	6	14
	Nate Jackson	20	Miami	11/17/01	15	5
	Junior Faavae	20	Fresno State	09/24/94	15	5
	Thad Jefferson	20	Air Force	11/23/85	12	8

TACKLES FOR LOSS

Rk	Player	TFL	Opponent	Date	Yards	Avg/Yd
1.	Julian Gener	5.0	Fresno State	11/14/15	18	3.6
	Art Laurel	5.0	South Alabama	12/01/12	32	6.4
	Travis LaBoy	5.0	San Diego State	12/07/02	19	3.8
	Houston Ala	5.0	Alabama	11/30/02	13	2.6
	Pisa Tinoisamoa	5.0	vs. Montana	09/08/01	21	4.2
	Mark Odom	5.0	at Colorado State	09/10/88	9	1.8
	Falaniko Noga	5.0	New Mexico	10/18/80	47	9.4

SACKS (SINCE 1982)

Rk	Player	Sks	Opponent	Date	Yards
1.	Mark Odom	4.0	BYU	10/28/89	44
2.	Paipai Falemalu	3.0	San José State	11/20/10	33
	Melila Purcell	3.0	at New Mexico State	10/21/06	3
	Pisa Tinoisamoa	3.0	Montana	09/08/01	16
	Pisa Tinoisamoa	3.0	SMU	10/14/00	18
	David Maeva	3.0	San José State	09/17/88	13
	Al Noga	3.0	UTEP	09/20/86	21
	Kent Kafentzis	3.0	Long Beach State	09/21/85	32
	Alvis Satele	3.0	at Colorado State	09/15/84	26
	M.L. Johnson	3.0	Utah	10/20/84	17

INTERCEPTIONS

Rk	Player	Int	Opponent	Date	Rt Yds
1.	Abraham Elimimian	3	at UTEP	10/15/04	30
	Kenny Harper	3	BYU	12/01/90	20
	Tony Pang Kee	3	Cal State Fullerton	10/20/90	45
	Hal Stringert	3	at Washington	9/15/73	29
	Eugene Tokuhama	3	at Fresno State	9/17/66	-
	Joe Kaulukukui	3	San José State	12/3/38	107

BLOCKED KICKS

Rk	Player	Blks	Opp.	Date	Kicks
1.	Meffy Koloamatangi	2	Western Carolina	09/02/17	2 FG
	Robert Grant	2	at SMU	10/06/01	2 punts
	Sean Butts	2	Boise State	11/10/01	1 FG, 1 PAT
	Matt Harding	2	UTEP	10/01/94	1 punt, 1 FG
	Matt Harding	2	San Diego State	10/09/93	2 FG
	Falaniko Noga	2	New Mexico	10/18/80	1 FG, 1 PAT

PASSING RECORDS

YARDS

Quarter: 282, Dan Robinson vs. Navy, Nov. 20, 1999 (2nd - 15 of 26)

Half: 424, Bryant Moniz vs. UC Davis, Sept. 24, 2011 (1st - 30 of 40)

Game: 560, Bryant Moniz vs. San José State, Nov. 20, 2010 (32 of 42)

Two Consecutive Games: 1,048, Nick Rolovich (505 vs. Air Force, Nov. 24; 543 vs. Brigham Young, Dec. 8, 2001)

Three Consecutive Games: 1,548, Nick Rolovich (500 vs. Miami-Ohio, Nov. 17; 505 vs. Air Force, Nov. 24; 543 vs. Brigham Young, Dec. 8, 2001)

Four Consecutive Games: 1,806, Nick Rolovich (258 vs. Boise State, Nov. 10; 500 vs. Miami-Ohio, Nov. 17; 505 vs. Air Force, Nov. 24; 543 vs. Brigham Young, Dec. 8, 2001)

Season: 5,549, Colt Brennan, 2006

Two Years: 9,892, Colt Brennan, 2006-07

Career: 17,072, Timmy Chang, 2000-04

Yards Per Game

Season: 396.4, Colt Brennan, 2006

Career: 373.5, Colt Brennan, 2005-07

300-Yard Games

Season: 13, Colt Brennan, 2006

Career: 36, Timmy Chang, 2000-04

Consecutive Games Gaining 200+ Yards

Season: 14, Colt Brennan, 2006 (Sept. 2, 2006 at Alabama - Dec. 24, 2006 vs. Arizona State)

Career: 34, Colt Brennan (Sept. 3, 2005 vs. USC - Dec. 1, 2007 vs. Washington)

Consecutive Games Gaining 300+ Yards

Season: 12, Colt Brennan, 2006 (Sept. 23, 2006 vs. Boise State - Dec. 24, 2006 vs. Arizona State)

Career: 14, Timmy Chang (Sept. 30, 2001 vs. Tulsa - Sept. 6, 2002 at Brigham Young); 14, Colt Brennan (Sept. 23, 2006 vs. Boise State - Sept. 8, 2007 at La. Tech)

Most Games Gaining 200+ Yards

Season: 14, Colt Brennan, 2006

Career: 47, Timmy Chang, 2000, 2002-04

BY CLASS

Freshman

Game: 403, Timmy Chang vs. San José State Oct. 28, 2000

Season: 3,041, Timmy Chang, 2000

Sophomore

Game: 515, Colt Brennan vs. New Mexico St., Oct. 15, 2005

Season: 4,474, Timmy Chang, 2002

Junior

Game: 560, Bryant Moniz vs. San José State, Nov. 20, 2010

Season: 5,549, Colt Brennan, 2006

Senior

Game: 548, Colt Brennan at Louisiana Tech, Sept. 8, 2007

Season: 4,343, Colt Brennan, 2007

ATTEMPTS

Quarter: 30, Timmy Chang vs. San José State, Oct. 28, 2000 (2nd - comp. 12)

Half: 45, Timmy Chang vs. San José State, Oct. 28, 2000 (1st - comp. 20)

Game: 75, Colt Brennan at San José State, Oct. 12, 2007 (comp. 45)

Season: 624, Timmy Chang, 2002 (comp. 349)

Career: 2,436, Timmy Chang, 2000-04 (comp. 1,388)

Yards Per Attempt

Game (min. 15 att.): 17.0, Warren Jones at Utah, Sept. 24, 1988 (16 for 272)

(min. 25 att.): 15.2, Garrett Gabriel vs. Brigham Young, Oct. 28, 1989 (29 for 440)

(min. 35 att.): 13.3, Colt Brennan vs. Arizona State, Dec. 24, 2006 (33 for 559)

Season (min. 150 att.): 9.9, Colt Brennan, 2006 (559 for 5,549)

(min. 200 att.): 9.9, Colt Brennan, 2006 (559 for 5,549)

Career (min. 300 att.): 8.5, Garrett Gabriel, 1987-90 (661 for 5,631)

COMPLETIONS

Quarter: 19, Colt Brennan vs. N. Colorado, Sept. 1, 2007 (1st- att. 21)

Half: 34, Colt Brennan vs. N. Colorado, Sept. 1, 2007 (1st - att. 40)

Game: 44, Colt Brennan at San José State, Oct. 12, 2007 (att. 75)

Over Multiple Games

Two Consecutive Games: 79, Timmy Chang at UNLV (37), Sept. 19; and vs. Rice (42), Sept. 27, 2003

Three Consecutive Games: 111, Timmy Chang at USC (32), Sept. 13; at UNLV (37), Sept. 19; and vs. Rice (42), Sept. 27, 2003

Four Consecutive Games:

140, Timmy Chang at UNLV (37), Sept. 19; vs. Rice (42), Sept. 27; at Tulsa (21), Oct. 4; and vs. Fresno State (40), Oct. 11, 2003

Season: 406, Colt Brennan, 2006 (att. 559)

Career: 1,388, Timmy Chang, 2000-04 (att. 2,436)

PASSING RECORDS

Completions Per Game

Season: 29.91, Colt Brennan, 2007 (359 in 12 games)

Career: 29.34, Colt Brennan, 2005-07 (1,115 in 38 games)

Consecutive Completions

Game: 20, Colt Brennan vs. Washington, Dec. 1, 2007

Two Games: 22, Jason Whieldon vs. Army (16), Nov. 22 and vs. Alabama (6), Nov. 29, 2003

Completions Percentage

Game (min. 15): 94.1%, Jason Whieldon vs. Army, Nov. 22, 2003 (16 of 17)

(min. 20): 83.3%, Tim Carey vs. Cal State Northridge, Sept. 6, 1997 (25 of 30)

(min. 30): 87.9%, Sean Schroeder at Navy, Nov. 9, 2013 (29 of 33)

(min. 40): 84.0%, Colt Brennan vs. Washington, Dec. 1, 2007 (42 of 50)

Season (min. 150): 72.6%, Colt Brennan, 2006 (406 of 559)

(min. 200): 72.6%, Colt Brennan, 2006 (406 of 559)

Career (min. 300): 70.3%, Colt Brennan, 2005-07 (1,115 of 1,584)

Yards Per Completion

Game (min. 10 comp.): 24.7, Warren Jones at Utah, Sept. 24, 1988 (11 for 272)

(min. 20 comp.): 20.0, Garrett Gabriel vs. Brigham Young, Oct. 28, 1989 (22 for 440)

Season (min. 100 comp.): 16.67, Garrett Gabriel, 1990 (165 for 2,752)

Career (min. 175 comp.): 15.8, Garrett Gabriel, 1987-90 (356 for 5,631)

(min. 300 comp): 12.7, Colt Brennan, 2005-07 (1,115 for 14,193)

TOUCHDOWNS

Touchdowns

Quarter: 4, Nick Rolovich vs. Brigham Young, Dec. 8, 2001 (3rd); Timmy Chang vs. Idaho, Nov. 20, 2004 (2nd); Colt Brennan vs. N. Colorado, Sept. 1, 2007 (1st); Bryant Moniz vs. UC Davis, Sept. 24, 2011 (1st)

Half: 7, Bryant Moniz vs. UC Davis, Sept. 24, 2011 (1st)

Game: 8, Nick Rolovich vs. Brigham Young, Dec. 8, 2001

Season: 58, Colt Brennan, 2006

2 Years: 96, Colt Brennan, 2006-07

At Conclusion of Junior Season: 93, Colt Brennan, 2005-06

Career: 131, Colt Brennan, 2005-07

Consecutive Games Throwing A Touchdown

Season: 14, Colt Brennan (Sept. 2, 2006 at Alabama - Dec. 24, 2006 vs. Arizona State)

Career: 34, Colt Brennan (Sept. 3, 2005 vs. USC - Nov. 10, 2007 vs. Fresno State)

Touchdown Passes In First Career Game (UH)

3, Max Wittek vs. Colorado, Sept. 3, 2015

3, Gregg Tipton vs. Kansas, Aug. 31, 1985

Touchdowns With Same Passer And Receiver

Season: 17, Timmy Chang to Chad Owens, 2004

Career: 39, Colt Brennan to Davone Bess, 2005-07

Attempts-To-Touchdown Ratio

Season: 9.6, Colt Brennan, 2006 (58 TD in 559 att.)

Career: 10.5, Jason Whieldon, 2002-03 (75 TD in 791 att.)

Longest Touchdown Pass

95, Don Botelho to Colin Chock vs. Willamette, Oct. 11, 1957

INTERCEPTIONS

Game: 5, Inoke Funaki at Boise State, Oct. 7, 2008 (att. 34); Colt Brennan at Idaho, Sept. 29, 2007 (att. 49); Timmy Chang at Rice, Oct. 21, 2000 (att. 48)

Season: 22, Timmy Chang, 2002 (att. 624)

Career: 80, Timmy Chang, 2000-04 (att. 2,436)

Fewest Interceptions

Season (min. 75 att.): 1, Mike Stennis, 1979 (att. 92); Bernard Quarles, 1981 (att. 76)

(min. 100 att.): 2, Michael Carter, 1993 (att. 179); Johnny Macon, 1995 (att. 152)

(min. 200 att.): 5, Raphael Cherry, 1984 (att. 295)

Career (min. 300 att.): 13, Nick Rolovich, 2000-01 (att. 541)

Lowest Interception Percentage

Season (min. 100 attempts): 1.11, Michael Carter, 1993 (2 in 179 att.)

(min. 200 att.): 1.25, Bryant Moniz, 2011 (5 in 397 att.)

Career (min. 250 attempts): 2.01, Dru Brown, 2016-17 (15 in 747 att.)

Consecutive Attempts Without An INT

Season: 182, Colt Brennan, 2006 (during six games from Sept. 30 to Nov. 4)

Career: 200, Timmy Chang, 2000-04 (during five games from Dec. 25, 2003, to Oct. 9, 2004)

EFFICIENCY RATING

Efficiency Rating

Game (min. 15 att.): 273.4, Warren Jones at Utah, Sept. 24, 1988 (11 of 16, 272 yards, 3 TD, 0 int.)

Season (min. 100 att.): 186.0, Colt Brennan, 2006 (559 att.)

Career (min. 300 att.): 144.2, Bryant Moniz, 2009-11 (791 att.)

RUSHING RECORDS

YARDS

Quarter: 123, Alex Green vs. New Mexico State, Nov. 22, 2010 (2nd - 4 rushes)

Half: 190, Anthony Edgar vs. Air Force, Nov. 27, 1982

Game: 327, Alex Green vs. New Mexico State, Nov. 22, 2010

Season: 1,510 Diocemy Saint Juste, 2017 (282 att, 12 games)

Career: 3,451, Gary Allen, 1978-81 (647 rushes)

Yards Per Game

Season: 125.8, Diocemy Saint Juste, 2017 (1,510 in 12 games)

Career: 83.6, Larry Sherrer, 1968-71 (2,174 in 26 games)

OVER MULTIPLE GAMES

Two Consecutive Games: 463, Alex Green, 2010 (327 vs. New Mexico State, 136 vs. UNLV)

Three Consecutive Games: 540, Diocemy Saint Juste, 2017 (97 vs. Colorado State, 241 at Nevada, 202 vs. San José State)

Four Consecutive Games: 664, Larry Sherrer, 1971 (159 vs. Cal State-LA, 196 vs. Santa Clara, 180 vs. New Mexico Highlands, 129 vs. UCSB)

Five Consecutive Games: 814, 540, Diocemy Saint Juste, 2017 (Western Carolina through Nevada)

Six Consecutive Games: 1,016, Diocemy Saint Juste, 2017 (Western Carolina through San José St.)

Seven Consecutive Games: 1,056, Diocemy Saint Juste, 2017 (Western Carolina through San Diego State)

Eight Consecutive Games: 1,167, Diocemy Saint Juste, 2017 (Western Carolina through UNLV)

Nine Consecutive Games: 1,271, Diocemy Saint Juste, 2017 (Western Carolina through Fresno State)

10 Consecutive Games: 1,393, Diocemy Saint Juste, 2017 (Western Carolina through Utah State)

Two Consecutive Seasons: 2,516, Diocemy Saint Juste (1,006 in '16, 1,510 in '17)

Three Consecutive Seasons: 2,930, Gary Allen (1,040 in '79, 884 in '80, 1,006 in '81)

BY CLASS

Freshman

Game: 242, Jamal Farmer vs. Air Force, Dec. 9, 1989 (35 rushes)

Season: 986, Jamal Farmer, 1989 (199 att.)

Sophomore

Game: 214, Michael Carter at Wyoming, Aug. 31, 1991 (33 att.)

Season: 1,092, Michael Carter, 1991 (221 att.)

Junior

Game: 221, Wilbert Haslip vs. Idaho, Sept. 24, 1977 (22 att.)

Season: 1,146, Albert Holmes, 1972 (199 att.)

Senior

Game: 327, Alex Green vs. New Mexico St., Nov. 22, 2010 (19 att.)

Season: 1,510, Diocemy Saint Juste, 2017 (282 att)

Net Yards Gained By A Quarterback

Game: 214, Michael Carter at Wyoming, Aug. 31, 1991 (33 att.)

Season: 1,092, Michael Carter, 1991 (221 att.)

Career: 2,528, Michael Carter, 1990-93 (557 att.)

100-Yard Games

Season: 9, Travis Sims, 1992

Career: 15, Gary Allen, 1978-81

Consecutive 100-Yard Games

4, Paul Harris, 2015

(b. Nov. 7 vs. UNLV, e. Nov. 28 vs. ULM)

4, Gary Allen, 1979

(b. Oct. 13 vs. Santa Clara, e. Nov. 3 vs. Temple)

4, Norris Birdsong, 1975

(b. Oct. 4 vs. Rutgers, e. Nov. 1 vs. CS Fullerton)

4, Larry Sherrer, 1971

(b. Oct. 9 vs. Cal State-LA, e. Oct. 30 vs. UCSB)

200-Yard Games

Season: 3, Diocemy Saint Juste, 2017

Career: 4, Diocemy Saint Juste, 2013-14; '16-17

Consecutive 200-Yard Games

2, Diocemy Saint Juste, 2017

(241 at Nevada; 202 vs. San José State)

Fewest Rushes, Gained 100 Yards Or More

Game: 2, Brian Gordon at Brigham Young, Sept. 11, 1993 (100 yards)

Net Yards Gained By Two Players

Game: 371, Pete Wilson (270) and Jimmy Asato (101) vs. Brigham Young, Nov. 17, 1950

Season: 2,038, Travis Sims (1,498) and Michael Carter (540), 1992

RUSHING RECORDS

Net Yards Gained In First Game Of Career

103, Mike Vierra vs. Texas A&I, Sept. 13, 1975

Net Yards Gained In Opening Game Of Season

214, Michael Carter at Wyoming, Aug. 31, 1991

Net Yards Gained Against One Opponent

Career: 554, Diocemy Saint Juste vs. Nevada, 2013-14; '16-17 (63 rushes)

50-Yard Rushes

Game: 2, Gary Allen vs. Temple, Nov. 3, 1979 (77 & 55, both TDs); Anthony Edgar vs. Air Force, Nov. 27, 1982 (69 & 70, both TDs); Alex Green at New Mexico State, Nov. 22, 2010 (62 & 71)

Season: 5, Gary Allen, 1979

Career: 8, Gary Allen, 1978-81

Average Gain Per Rush

Game (min. 15 rushes): 17.2, Alex Green vs. New Mexico St., Nov. 22, 2010 (19 for 327)

(min. 20 rushes): 10.0, Wilbert Haslip vs. Idaho, Sept. 24, 1977 (22 for 221)

(min. 30 rushes): 6.5, Michael Carter at Wyoming, Aug. 31, 1991 (33 for 214)

Season (min. 150 rushes): 6.8, Travis Sims, 1992 (220 for 1,498)

Career (min. 300 rushes): 6.3, Travis Sims, 1989-92 (367 for 2,313)

1,000-Yard Seasons

2, Diocemy Saint Juste, 2016, 2017; Gary Allen, 1979, 1981

ATTEMPTS

Game: 39, Diocemy Saint Juste vs. San José State, Oct. 14, 2017 (202 yards)

Season: 282, Diocemy Saint Juste, 2017 (1,510 yards)

Career: 647, Gary Allen, 1978-81 (3,451 yards)

Attempts Per Game

Season (min 6 games): 25.2, Joey losefa, 2014 (151 in 6 games)

Career: 16.0, Joey losefa, 2011-14 (512 in 32 games)

Consecutive Carries

Game: 8, John Lister vs. Lamar, Sept. 15, 2012

TOUCHDOWNS

Touchdowns

Game: 5, Heikoti Fakava vs. Yale, Oct. 3, 1987

Season: 18, Jamal Farmer, 1989; Alex Green, 2010

Career: 39, Michael Carter, 1990-93

Most Touchdowns by a Freshman

Game: 3, Jamal Farmer vs. Utah, Sept. 23, 1989

Season: 18, Jamal Farmer, 1989

Consecutive Games With A Rushing TD

7, Steven Lakalaka, 2016

(begin Sept. 10 vs. UT Martin, ended Nov. 5 vs. San Diego State)

7, Alex Green, 2010

(begin Oct. 23 vs. Utah State, ended career conclusion)

7, Michael Carter, 1991-92

(begin Oct. 19 at BYU, ended Sept. 12 at Air Force)

Longest Touchdown Rush

95, Paul Harris vs. UC Davis, Sept. 19, 2015

Longest Non-Scoring Rush

76, Joe Kaulukukui vs. Denver, Nov. 12, 1938

RECEIVING RECORDS

YARDS

Yards Gained

Game: 308, Jason Rivers vs. Arizona State, Dec. 24, 2006 (14 rec)

Season: 1,889, Greg Salas, 2010 (119 rec)

Career: 3,919, Jason Rivers, 2003-07 (292 rec)

Yards Gained By A Running Back

Season: 837, Nate Ilaoa, 2006 (67 rec)

Career: 1,111, Nate Ilaoa, 2005-06 (103 rec)

Yards Gained Per Game

Season: 142.8, Ashley Lelie, 2001 (1,713 yards in 12)

Career: 92.56, Davone Bess, 2005-07 (3,610 in 39)

Average Gain Per Reception

Game (min. 5): 35.16, Ashley Lelie vs. Miami-Ohio, Nov. 17, 2001 (6 for 211)

Season (min. 25): 22.19, Chris Roscoe, 1989 (47 for 1,043)

Career (min. 50): 20.97, Chris Roscoe, 1987-89 (108 for 2,265)

BY CLASS

Freshman

Game: 188, Ryan Grice-Mullen vs. Boise State Oct. 1, 2005

Season: 1,228, Ryan Grice-Mullen, 2005

Sophomore

Game: 272, John Ursua at Massachusetts, Aug. 26, 2017

Season: 1,220, Davone Bess, 2006

Junior

Game: 308, Jason Rivers vs. Arizona State, Dec. 24, 2006

Season: 1,590, Greg Salas, 2009

Senior

Game: 285, Ashley Lelie vs. Air Force, Nov. 24, 2001

Season: 1,889, Greg Salas, 2010

Two or More Players, Same Team, Each Gaining 1,000 Yards

Season: Ryan Grice-Mullen (1,228) and Davone Bess (1,124), 2005; Davone Bess (1,220) and Jason Rivers (1,178), 2006; Ryan Grice-Mullen (1,372), Davone Bess (1,266) and Jason Rivers (1,174), 2007; Greg Salas (1,889) and Kealoha Pilaes (1,306), 2010

Most 100-Yard Receiving Games (one team)

Season: 20, Davone Bess (6), Jason Rivers (5), Ryan Grice-Mullen (4), Ross Dickerson (2), Ian Sample (2), Nate Ilaoa (1), 2006

100-Yard Games

Season: 10, Greg Salas, 2010

Career: 19, Davone Bess, 2005-07; Greg Salas, 2007-10

Consecutive 100-Yard Games

Season: 6, Greg Salas, 2010 (began Sept. 25 vs. Charleston Southern, ended Nov. 6 at Boise State)

200-Yard Games

Season: 3, Ashley Lelie, 2001

Career: 3, Ashley Lelie, 1999-2001

Consecutive 200-Yard Games

Season: 3, Ashley Lelie, 2001 (Miami, OH; Air Force; BYU)

Yards Gained In Two Consecutive Games

547, Ashley Lelie, 2001 (285 vs. Air Force; 262 vs. BYU)

Yards Gained In Three Consecutive Games

758, Ashley Lelie, 2001 (211 vs. Miami (OH); 285 vs. Air Force; 262 vs. BYU)

100-Yard Games

Season: 10, Greg Salas, 2010

Career: 19, Davone Bess, 2005-07; Greg Salas, 2007-10

Consecutive 100-Yard Games

Season: 6, Greg Salas, 2010 (began Sept. 25 vs. Charleston Southern, ended Nov. 6 at Boise State)

200-Yard Games

Season: 3, Ashley Lelie, 2001

Career: 3, Ashley Lelie, 1999-2001

Consecutive 200-Yard Games

Season: 3, Ashley Lelie, 2001 (Miami, OH; Air Force; BYU)

Yards Gained In Two Consecutive Games

547, Ashley Lelie, 2001 (285 vs. Air Force; 262 vs. BYU)

Yards Gained In Three Consecutive Games

758, Ashley Lelie, 2001 (211 vs. Miami (OH); 285 vs. Air Force; 262 vs. BYU)

RECEIVING RECORDS

RECEPTIONS

Receptions

Game: 18, Kealoha Pilares vs. Louisiana Tech, Oct. 2, 2010

Season: 119, Greg Salas, 2010 (1,889)

Career: 293, Davone Bess, 2005-07 (3,610 yards)

Receptions Per Game

Season: 8.50, Greg Salas, 2010 (119 in 14)

Career: 7.51, Davone Bess, 2005-07 (293 in 39)

Consecutive Games Catching A Pass

Career: 50, Jason Rivers
(Sept. 13, 2003, through Jan. 1, 2008)

Receptions By A Running Back

Season: 67, Nate Ilaa, 2006 (837 yards)

Career: 103, Nate Ilaa, 2006 (1,111 yards)

BY CLASS

Freshman

Game: 14, Davone Bess vs. Fresno State, Oct. 29, 2005

Season: 89, Davone Bess, 2005

Sophomore

Game: 12, John Ursua at Massachusetts, Aug. 26, 2017;
Chad Owens at Boise State, Oct. 5, 2002

Season: 96, Davone Bess, 2006

Junior

Game: 16, Greg Salas vs. New Mexico State, Nov. 14, 2009

Season: 108, Davone Bess, 2007

Senior

Game: 18, Kealoha Pilares vs. Louisiana Tech, Oct. 2, 2010

Season: 119, Greg Salas, 2010

Two or More Players, Same Team, Each Catching 60 Passes Or More

Season: Davone Bess (96), Jason Rivers (72) and Nate Ilaa (67), 2006; Davone Bess (108), Ryan Grice-Mullen (106), Jason Rivers (92), and C.J. Hawthorne (62), 2007; Greg Salas (106) and Kealoha Pilares (66), 2009; Greg Salas (119), Kealoha Pilares (88), Royce Pollard (64), 2010; Billy Ray Stutzmann (78), Royce Pollard (71), Jeremiah Ostrowski (65), 2011

TOUCHDOWNS

Touchdowns

Game: 4, Chad Owens vs. Northwestern, Nov. 27, 2004 and vs. Michigan State, Dec. 4, 2004; Ryan Grice-Mullen vs. New Mexico State, Oct. 15, 2005; Jason Rivers vs. Washington, Dec. 1, 2007; Chris Gant at Wyoming, Nov. 23, 2013

Season: 19, Ashley Lelie, 2001 (84 rec)

Career: 41, Davone Bess, 2005-07 (293 rec)

Most Touchdowns by a Freshman

Game: 4, Ryan Grice-Mullen vs. New Mexico State, Oct. 15, 2005

Season: 14, Davone Bess, 2005 (89 rec)

Longest Touchdown Reception

95, Colin Chock from Don Botelho vs. Willamette, Oct. 11, 1957

Longest Non-Scoring Reception

87, Ross Dickerson from Colt Brennan at Nevada, Nov. 5, 2005

Consecutive Games With A Receiving TD

8, Chris Roscoe, 1988
(begin Oct. 8 vs. UT Martin, end conclusion of year)

TOTAL OFFENSE/ALL-PURPOSE RECORDS

PLAYS

Plays

Game: 90, Colt Brennan at San José State, Oct. 12, 2007 (544 yards, 5 TDs)

Season: 663, Timmy Chang, 2002 (4,457 yards)

Career: 2,587, Timmy Chang, 2000-04 (16,910 yds)

YARDS

Yards Gained

Game: 581, Bryant Moniz vs. Louisiana Tech, Oct. 2, 2010 (49 rush, 532 pass)

Season: 5,915, Colt Brennan, 2006 (366 rush, 5,549 pass)

2 Years: 10,370, Colt Brennan, 2005-06 (520 rush, 9,850 pass)

Career: 16,910, Timmy Chang, 2000-04 (-162 rush, 17,072 pass)

Yards Gained Per Game

Season: 422.5, Colt Brennan, 2006 (5,915 in 14)

Career: 387.9, Colt Brennan, 2005-07 (14,740 in 38)

Average Gain Per Play

Game: 14.3, Bryant Moniz vs. Charleston Southern, Sept. 25, 2010 (29 for 415)

Season: 9.2, Colt Brennan, 2006 (645 for 5,915)

Career (min. 3,000 yards): 7.66, Colt Brennan, 2005-07 (1,851 for 14,193)

Most Games Gaining 300+ Yards

Season: 14, Colt Brennan, 2006

Career: 32, Colt Brennan, 2005-07

Consecutive Games Gaining 300+ Yards

Season: 14, Colt Brennan, 2006

Career: 25, Colt Brennan, 2005-07

Consecutive Games Gaining 400+ Yards

Season: 6, Colt Brennan, 2006

Career: 8, Colt Brennan, 2005-07

TDS RESPONSIBLE FOR

Touchdowns Responsible For

Game: 8, Nick Rolovich vs. Brigham Young, Dec. 8, 2001 (8 pass)

Season: 63, Colt Brennan, 2006 (58 pass, 5 rush)

2 Years: 109, Colt Brennan, 2006-07 (96 pass, 13 rush)

Career: 146, Colt Brennan, 2005-07 (131 pass, 15 rush)

Points Responsible For

Game: 48, Nick Rolovich vs. Brigham Young, Dec. 8, 2001 (8 pass)

Season: 384, Colt Brennan, 2006 (58 pass, 5 rush, 3 two-point conv.)

2 Years: 660, Colt Brennan, 2006-07 (96 pass, 13 rush, 3 two-point conv.)

Career: 886, Colt Brennan, 2005-07 (131 pass, 15 rush, 5 two-point conv.)

Points Responsible For Per Game

Season: 27.4, Colt Brennan, 2006 (58 pass, 5 rush, 3 two-point conv.)

2 Years: 25.3, Colt Brennan, 2006-07 (96 pass, 13 rush, 3 two-point conv.)

Career: 23.3, Colt Brennan, 2005-07 (131 pass, 15 rush, 5 two-point conv.)

ALL-PURPOSE

Attempts

Season: 310, Diocemy Saint Juste, 2017 (3,102 yards)

Career: 731, Gary Allen, 1978-81 (4,558 yards)

Yards

Game: 342, Chad Owens vs. Brigham Young, Dec. 8, 2001 (93 pr, 249 kor)

Season: 1,958, Jeff Sydner, 1990 (390 rush, 820 rec, 483 pr, 265 kor)

Career: 5,461, Chad Owens, 2000-04 (62 rush, 1,031 rec, 1,014 pr, 1,354 kor)

Yards Per Game

Season: 163.16, Jeff Sydner, 1990 (1958 in 12)

Career (min. 20 Games): 124.1, Chad Owens, 2000-04 (5,461 in 44)

50-Yard Rushes (All-Purpose)

Career: 10, Gary Allen, 1978-81

SCORING RECORDS

POINTS

Game: 30, Heikoti Fakava vs. Yale, Oct. 3, 1987 (5 TDs); Chad Owens vs. Northwestern, Nov. 27, 2004 (5 TDs)

Season: 132, Chad Owens, 2004 (22 TDs)

Career: 395, Jason Elam, 1988-92 (79 FG, 158 PAT)

Points Per Game

Season: 10.5, Jamal Farmer, 1989 (116 in 11)

Career: 10.4, Jeff Sydner, 1989-91 (303 in 29)

TOUCHDOWNS

Game: 5, Heikoti Fakava vs. Yale, Oct. 3, 1987; Chad Owens vs. Northwestern, Nov. 27, 2004

Season: 22, Chad Owens, 2004

Career: 41, Davone Bess, 2005-07

KICKING

Points Kicking

Game: 15, Reinhold Stuprich vs. Brigham Young, Sept. 14, 1974 (5 FG); Lee Larsen vs. New Mexico, Oct. 17, 1981 (5 FG)

Season: 122, Scott Enos, 2010 (17 FG, 71 PAT)

Career: 395, Jason Elam, 1988-92 (79 FG, 158 PAT)

Points Kicking Per Game

Season: 9.25, Justin Ayat, 2001 (111 in 12)

Career (min. 20 games): 7.76, Jason Elam, 1988-91 (303 in 39)

PATs Attempted

Game: 10, Justin Ayat vs. Brigham Young, Dec. 8, 2001 (made 9)

Season: 74, Dan Kelly, 2007 (made 70)

Career: 212, Dan Kelly, 2005-08 (made 200)

PATs

Game: 9, Justin Ayat vs. Brigham Young, Dec. 8, 2001 (att. 10); 9, Dan Kelly vs. Charleston Southern, Sept. 22, 2007 (att. 9); 9, Scott Enos vs. Charleston Southern, Sept. 25, 2010 (att. 9)

Season: 71, Scott Enos, 2010 (att. 71)

Career: 200, Dan Kelly, 2005-08 (att. 212)

Consecutive PATs Made

Season: 71, Scott Enos, 2010

Career: 105, Scott Enos, 2009-10 (Sept. 4, 2009 through Dec. 24, 2010)

PATs Percentage

Season (min. 25 att.): 1.000, Scott Enos, 2010 (71 of 71)

Career (min. 50 att.): 1.000, Scott Enos, 2005-07 (105 of 105)

Field Goals Made

Game: 5, Reinhold Stuprich vs. Brigham Young, Sept. 14, 1974 (25-24-39-44-23 yards); Lee Larsen vs. New Mexico, Oct. 17, 1981 (40-38-40-34-32 yards)

Season: 21, Richard Spelman, 1984 (29 att.)

Career: 79, Jason Elam, 1988-92 (100 att.)

Consecutive Field Goals Made

Season: 20, Jason Elam, 1989

Career: 20, Jason Elam, 1988-91

Field Goals Made Per Game

Season: 1.9, Richard Spelman, 1984 (21 in 11)

Career: 1.54, Jason Elam, 1988-92 (79 in 51)

Field Goals Attempted

Game: 7, Reinhold Stuprich vs. Brigham Young, Sept. 14, 1974 (made 5)

Season: 30, Curtis Goodman, 1977 (made 15)

Career: 100, Jason Elam, 1988-92 (made 79)

Field-Goal Percentage

Season (min 10 att.): 1.000, Rigoberto Sanchez, 2016 (13-13)

Career (min 40 att.): .790, Jason Elam, 1988-92 (79-100)

Longest Field Goal Made

56, Jason Elam vs. BYU, Sept. 26, 1992; Justin Ayat vs. Tulsa, Oct. 2, 2004

SPECIAL TEAMS RECORDS

PUNTING

Attempts

Game: 21, Rusty Holt vs. Occidental, Nov. 24, 1927

Season: 86, Scott Harding, 2014 (3,554 yards)

Career: 263, Chad Shrout, 1995, '97-99

Yards

Game: 815, John Morse vs. Colorado, Jan. 1, 1925 (16 punts)

Season: 3,554, Scott Harding, 2014 (86 punts)

Career: 10,849, Chad Shrout, 1995, '97-99

Average Per Attempt

Game (min. 5): 53.8, Mat McBriar vs. Tulane, Dec. 25, 2002 (5 for 269)

Season (min. 30): 46.2, Alex Dunnachie, 2012 (49 for 2,262)

Career (min. 75): 44.8, Rigoberto Sanchez, 2015-16 (144 for 6,457)

Lowest Average Allowed On Returns

Season (min. 30): 1.6, Scott Harding, 2014 (29 yards, 18 returns)

Career (min. 75): 2.6, Jim Asmus, 1979-80 (75 yards, 29 returns)

Longest Punt

80, John Morse vs. Colorado State, Jan. 1, 1925

KICKOFF RETURNS

Returns

Game: 10, Jason Ferguson at Fresno State, Nov. 12, 2004 (165 yards)

Season: 44, Mike Edwards, 2011 (1,086 yards)

Career: 102, Keelan Ewaliko, 2014-17 (2,218 yards)

Return Yards

Game: 249, Chad Owens vs. Brigham Young, Dec. 8, 2001 (6 returns)

Season: 1,215, Mike Edwards, 2011 (40 returns)

Career: 2,301, Mike Edwards, 2011-12 (84 returns)

Return Average

Game (min. 3): 50.3, Chad Owens vs. Air Force, Nov. 24, 2001 (3 for 151)

Season (min. 1.2/g): 33.6, Chad Owens, 2001 (24 for 807)

Career (min. 30): 29.4, Chad Owens, 2000-04 (46 for 1,354)

Touchdown Returns

Season: 3, Mike Edwards, 2012

Career: 3, Mike Edwards, 2011-12

90-Yard Returns

Season: 3, Mike Edwards, 2012

Career: 3, Mike Edwards, 2011-12

Longest Return For A Touchdown

103, Tom Kaulukukui vs. UCLA, Nov. 15, 1935

Longest Non-Scoring Return

91, Malcolm Lane at New Mexico State, Nov. 8, 2008

PUNT RETURNS

Returns

Game: 7, Charles Tharp vs. New Mexico, Oct. 24, 1998 (78 yards); Scott Harding vs. Northern Iowa, Sept. 3, 2014 (76 yards)

Season: 40, Jeff Sydner, 1990 (483 yards)

Career: 96, Dana McLemore, 1978-81 (847 yards)

Return Yards

Game: 184, Bobby Ahu vs. Linfield, Nov. 15, 1969 (4 returns)

Season: 531, Chad Owens, 2004 (36 returns)

Career: 1,014, Chad Owens, 2001-04 (85 returns)

Return Average

Game (min. 3): 46.0, Bobby Ahu vs. Linfield, Nov. 15, 1969 (4 for 184)

Season (min. 1.2/g): 15.4, Jeff Sydner, 1989 (19 for 293)

Career (min. 1.2/g): 11.95, Jeff Sydner, 1989-91 (77 for 920)

Touchdown Returns

Game: 3, Bobby Ahu vs. Linfield, Nov. 15, 1969 (4 for 184)

Season: 5, Chad Owens, 2004

Career: 6, Chad Owens, 2001-04

50-Yard Returns

Season: 5, Chad Owens, 2001-04

Career: 6, Chad Owens, 2001-04

Longest Return For A Touchdown

85, Gerald Green vs. Arizona, Dec. 3, 1977

Longest Non-Scoring Return

63, Dusky Brash vs. Oregon State, Jan. 1, 1924

DEFENSIVE RECORDS

TACKLES

Total Tackles

Game: 23, Eddie Klaneski at Fresno State, Sept. 28, 1996

Season: 169, Jeff Ulbrich, 1999

Career: 434, Solomon Elimimian, 2005-08

Unassisted Tackles

Game: 16, Bryan Addison vs. Pittsburgh, Dec. 5, 1992

Season: 89, Pisa Tinoisamoa, 2002

Career: 239, Solomon Elimimian, 2005-08

Assisted Tackles

Game: 18, Jeff Ulbrich vs. Navy, Nov. 20, 1999

Season: 127, Jeff Ulbrich, 1999

Career: 195, Solomon Elimimian, 2005-08

SACKS

Sacks

Game: 4, Mark Odom vs. Brigham Young, Oct. 28, 1989

Season: 17, Al Noga, 1986

Career: 36, Mark Odom, 1987-90

TACKLES FOR LOSS

Tackles For Loss

Game: 5, seven times, last by Julian Gener vs. Fresno State, 11/14/15 (18 yards)

Season: 31, Al Noga, 1986 (136 yards)

Career: 70, Al Noga, 1984-87

FUMBLES

Forced Fumbles

Game: 2, by many (last by Solomon Matautia at San José State, Sept. 29, 2018)

Season: 6, Al Noga, 1986

Career: 15, Al Noga, 1984-87

Fumbles Recovered

Game: 3, Dee Miller vs. Fresno State, Nov. 13, 1999

Season: 5, Dave Dworsky, 1969; Cliff LaBoy, 1975; John Woodcock, 1975

Career: 10, Cliff LaBoy, 1973-75

INTERCEPTIONS

Interceptions

Game: 3, 6x, last by Abraham Elimimian at UTEP, Oct. 15, 2004 (30 yards)

Season: 9, Walter Briggs, 1989 (116 yards)

Career: 14, Mana Silva, 2008-10 (143 yards)

Interception Return Yards

Game: 107, Joe Kaulukukui vs. San José State, Dec. 3, 1938 (3 int.)

Season: 176, Hyrum Peters, 2002

Career: 241, Quincy LeJay, 1998-99 (9 int.)

Most Interceptions Returned for Touchdowns

Season: 3, Quincy LeJay, 1999; Hyrum Peters, 2002

Career: 3, Quincy LeJay, 1998-99; Hyrum Peters, 2000-03

Longest Scoring Interception Return

99, Richard Torres at Washington, Sept. 10, 2011; Paul David vs. UNLV, Oct. 25, 1969

Longest Non-Scoring Interception Return

68, Kelvin Millhouse vs. Air Force, Nov. 24, 2001; Albert Lee vs. San José State, Dec. 3, 1938

PASS DEFLECTIONS

Game: 5, Kelvin Millhouse vs. San José State, Nov. 3, 2001

Season: 18, Kelvin Millhouse, 2001

Career: 46, Kelvin Millhouse, 2001-03

BLOCKED KICKS

Blocked Kicks

Game: 2, six times, last by Meffy Koloamatangi vs. Western Carolina, Sept. 2, 2017 (2 FG)

Season: 6, Mike Akiu, 1982 (4 FG, 1 PAT, 1 punt)

Career: 12, Matt Harding, 1992-95 (6 punt, 5 FG, 1 PAT)

TEAM RECORDS

PASSING

Attempts

Game: 75, at San José State, Oct. 12, 2007 (comp. 44)

Season: 754, 2003 (14 games)

Completions

Game: 44, at San José St., Oct. 12, 2007 (att. 75)

Season: 459, 2007 (13 games)

Interceptions

Game: 9 vs. Pacific, Dec. 16, 1949

Season: 26, 1970 (11 games)

Yards

Game: 593 vs. San José State, Nov. 20, 2010

Season: 6,178, 2006 (14 games)

Fewest Yards

Game: (-8) vs. San José State, Nov. 30, 1957 (1 for 9)

Yards Per Game

Season: 441.3, 2006 (6,178 in 14)

Average Gain Per Attempt

Season: 10.0, 2006 (615 for 6,178 yards)

Average Gain Per Completion

Season: 16.45, 1988 (139 for 2,287 yards)

Attempts Per Game

Season: 53.9, 2003 (754 in 14)

Completions Per Game

Season: 35.3, 2007 (459 in 13)

Completion Percentage

Season: 72.2%, 2006 (444 of 615)

Lowest Interception Percentage

Season: 1.66, 1984 (5 of 301)

Touchdown Passes

Season: 62, 2006 (14 games)

Touchdowns Per Game

Season: 4.43, 2006 (62 in 14 games)

Pass Efficiency Rating

Season: 185.9, 2006 (5615 att., 444 comp., 12 INT, 6,178 yards, 62 TDs)

RUSHING

Most Rushes

Game: 84 vs. Cal Poly-Pomona, Dec. 25, 1922

Season: 630, 1992 (3,522 yards)

Most Yards Gained

Game: 489 vs. Lewis & Clark, Sept. 21, 1957

Season: 3,519, 1992 (12 games)

Most Yards Gained Per Game

Season: 293.3, 1992 (3,519 in 12)

Highest Average Gain Per Rush

Season: 5.6, 1992 (631 rushes for 3,522 yards)

Most Rushes Per Game

Season: 56.1, 1981 (617 in 11 games)

Most Touchdowns Rushing Per Game

Season: 2.9, 1969 (29 in 10 games)

TOTAL OFFENSE

Most Plays

Game: 101 at San José State, Oct. 12, 2007

Season: 78.9, 2013 (947 in 12)

Most Yards Gained

Game: 741 vs. Army, Nov. 22, 2003 (198 rush, 543 pass)

Season: 7,829, 2006 (14 games)

Fewest Yards Gained

Game: 57 vs. Utah, Oct. 4, 1947 (57 rush, 0 pass)

Yards Gained Per Game

Season: 559.2, 2006 (7,828 in 14)

Average Gain Per Play

Season: 8.6, 2006 (913 plays, 7,829 yards)

Touchdowns Rushing, Passing

Season: 84, 2006 (22 rush, 62 pass)

Touchdowns Rushing, Passing Per Game

Season: 6.0, 2006 (84 in 14)

Most First Downs

Game: 38 vs. Army, Nov. 22, 2003

Season: 26.0, 2006 (365 in 14)

Fewest First Downs

Game: 2 vs. Utah, Oct. 4, 1947

Most First Downs By Rushing

Game: 23 vs. Cal State Fullerton, Sept. 30, 1978; vs. New Mexico, Oct. 10, 1987

Season: 15.08, 1992 (181 in 12)

Most First Downs By Passing

Game: 27, 2x at San José State, Oct. 12, 2007; vs. Northern Colorado, Sept. 1, 2007

Season: 20.4, 2007 (266 in 13)

Most Fumbles

Game: 9 vs. Santa Clara, Oct. 25, 1975

Season: 55, 1975 (lost 27)

Most Fumbles By Both Teams

Game: 14, Brigham Young (9), UH (5), Dec. 8, 2001

TEAM RECORDS

Most Fumbles Lost

Game: 8 vs. Fresno State, Nov. 22, 1957
Season: 27, 1975 (fumbled 55)

Most Fumbles Lost By Both Teams

Game: 12, Fresno State (4) and UH (8), Nov. 22, 1957

Fewest Fumbles

Season: 14, 1968 (lost 6 in 9 games)

Fewest Fumbles Lost Per Game

Season: 0.5, 2017 (lost 6 in 12 games)

Most Consecutive Games Without Losing A Fumble

Season: 7, 1981

Most Penalties Against

Game: 17 vs. Rutgers, Nov. 30, 1974 (185 yards); vs. Long Beach State, Sept. 21, 1985 (136 yards)
Season: 9.7, 2000 (116 in 12 games for 830 yards)

Most Penalties By Both Teams

Game: 32, at San José State (16 for 201) and UH (16 for 197), Nov. 6, 1999

Fewest Penalties Per Game

Season: 4.0, 1969 (40 in 10 games for 430 yards)

Most Yards Penalized

Game: 205 vs. Portland State, Oct. 22, 1977 (14 penalties)
Season: 96.8, 1977 (1,065 in 11 games, 94 penalties)

Most Yards Penalized By Both Teams

Game: 398, at San José State (201) and UH (197), Nov. 6, 1999 (32 penalties)

Fewest Yards Penalized Per Game

Season: 43.0, 1969 (430 in 10 games, 40 penalties)

PUNTING

Attempts

Game: 21 vs. Occidental, Nov. 24, 1927
Season: 7.2, 1968 (65 in 9)

Fewest Attempts Per Game

Season: 1.2, 2006 (17 in 14)

Average

Game (min. 5): 53.8 vs. Tulane, Dec. 25, 2002 (5 for 269)
Season: 44.83, 2015 (81 for 3,631 yards)

Net Average

Season: 41.51, 2015 (81 for 3,631 yards, 209 yards returned, 3 TBs)

KICKOFF RETURNS

Returns

Game: 12 vs. Boise State, Oct. 24, 2009 (237)
Season: 5.6, 1976 (62 in 11)

Fewest Returns Per Game

Season: 2.1, 1981 (23 in 11)

Return Yards

Game: 249 vs. BYU, Dec. 8, 2001 (6 returns)
Season: 124.0, 2012 (1,488 in 12)

Return Average

Game (min. 3): 50.3 vs. Air Force, Nov. 24, 2001 (3 returns, 151 yards)
Season: 30.3, 2001 (39 for 1,180 yards)

MISCELLANEOUS

Victories In A Season

12, 2007 (13 games)

Victories In Two Consecutive Seasons

23, 2006 and '07

Consecutive Victories

Season: 12, 2007
2 Seasons: 13, 2006-07 (Dec. 24, 2006 vs. Arizona State through Dec. 1, 2007 vs. Washington)

Consecutive Home Victories

Season: 9, 1989 (Sept. 2-Tulane through Nov. 25-Oregon St.)
2 Seasons: 11, 1988-89 (Nov. 26, 1988-Air Force through Nov. 25, 1989-Oregon State)

Consecutive Losses

19, beginning Oct. 18, 1997 (Brigham Young) through Sept. 4, 1999 (USC)

Consecutive Home Losses

13, beginning Oct. 25, 1997 through Sept. 4, 1999

Consecutive Road Losses

17, beginning Nov. 12, 2011 (Nevada) through Nov. 8, 2014 (Colorado State)

Consecutive Winning Seasons

9, 1967 through 1975

Consecutive Losing Seasons

5, 1994 through 1998; 2011 through 2015

Consecutive Games Without A Tie (Prior to tie-breaker rule)

166 from Sept. 20, 1969 (16-16 New Mexico Highlands) through Oct. 1, 1983 (27-27 San Diego State)

Total Shutouts Posted By UH: 32

Total Shutouts Posted By Opponents: 41

TOP TEAM PERFORMANCES

SCORING

OVERALL

SCORE	SCORE	OPPONENT	DATE
72	72-45	Brigham Young	12/08/01
68	68-37	at Fresno State	10/14/06
68	68-10	Idaho	10/28/06
67	67-20	Utah	09/23/89
66	66-7	UTEP	10/13/01
66	66-10	Charleston So.	09/22/07
66	66-7	Charleston So.	09/25/10

HOME

SCORE	SCORE	OPPONENT	DATE
72	72-45	Brigham Young	12/08/01
68	68-10	Idaho	10/28/06
67	67-20	Utah	09/23/89
66	66-7	UTEP	10/13/01
66	66-10	Charleston So.	09/22/07
66	66-7	Charleston So.	09/25/10

AWAY

SCORE	SCORE	OPPONENT	DATE
68	68-37	at Fresno State	10/14/06
63	63-10	at Utah State	11/04/06
62	62-41	at San José State	11/06/99
59	59-21	at New Mexico State	11/27/10
58	58-30	at UNLV	09/30/95

CONFERENCE (WAC & MW)

SCORE	SCORE	OPPONENT	DATE
68	68-37	at Fresno State	10/14/06
68	68-10	Idaho	10/28/06
67	67-20	Utah	09/23/89
66	66-7	UTEP	10/13/01
63	63-10	at Utah State	11/04/06

MOUNTAIN WEST

SCORE	SCORE	OPPONENT	DATE
56	56-59*	at Wyoming	11/23/13
48	48-10	UNLV	11/24/12
44	44-41*	at San José State	09/29/18
43	43-34	at Colorado State	08/25/18
38	38-41	UNLV	10/15/16
38	38-21	Nevada	10/01/16
38	38-28	Wyoming	10/11/14

*overtime

ALOHA STADIUM

SCORE	SCORE	OPPONENT	DATE
72	72-45	Brigham Young	12/08/01
68	68-10	Idaho	10/28/06
67	67-20	Utah	09/23/89
66	66-7	UTEP	10/13/01
66	66-10	Charleston So.	09/22/07
66	66-7	Charleston So.	09/25/10

OFFENSE YARDS

TOTAL YARDS

Yards	Pass/Rush	Opponent	Date
741	543/198	Army	11/22/03
697	337/360	Utah State	11/07/09
680	559/121	Arizona State	12/24/06
674	520/154	Nevada	10/12/02
667	359/308	BYU	12/01/90
653	434/219	Purdue	11/25/06
647	532/115	Louisiana Tech	10/02/10
646	543/103	BYU	12/08/01
642	343/299	UNLV	10/24/92
641	527/114	Houston	12/24/03
638	534/104	at La. Tech	10/18/03

PASSING YARDS

Yards	C-A	Opponent	Date
593	35-50	San José State	11/20/10
559	33-42	Arizona State	12/24/06
548	43-61	at Louisiana Tech	09/08/07
545	44-75	at San José State	10/12/07
543	42-61	Army	11/22/03
543	29-52	BYU	12/08/01
540	45-59	Northern Colorado	09/01/07
534	33-46	at Louisiana Tech	10/18/03
532	42-58	Louisiana Tech	10/02/10
531	40-59	New Mexico State	10/15/05

RUSHING YARDS

Yards	Att	Opponent	Date
489	NA	Lewis & Clark	09/21/57
454	53	at BYU	09/11/93
453	76	at New Mexico	10/10/87
447	66	at UTEP	10/31/92
440	63	Tulsa	11/28/92
439	63	UNLV	10/31/81
436	55	at UNLV	09/30/95
424	59	Colorado State	11/28/81
422	64	at Wyoming	08/31/91
419	74	Cal State Fullerton	09/30/78

DEFENSE YARDS

FEWEST TOTAL YARDS ALLOWED

Yards	Pass/Rush	Opponent	Date
35	41/-6	Cal State-LA	10/09/71
68	35/33	Portland State	09/16/72
94	77/17	Pacific	11/21/70
100	111/-11	Cal State Fullerton	09/05/87
112	65/47	Fresno State	11/28/70

FEWEST PASSING YARDS ALLOWED

Yards	C-A	Opponent	Date
0	0-0	Air Force	11/16/12
4	1-3	Ohio	09/07/96
7	1-8	Air Force	11/23/91
20	1-10	at Air Force	10/22/16
23	1-3	Air Force	11/01/91

FEWEST RUSHING YARDS ALLOWED

Yards	Att	Opponent	Date
-55	25	BYU	10/28/89
-37	18	at San José State	11/06/99
-20	26	Weber State	09/06/08
-13	39	Colorado State	09/10/83
-11	28	Cal State Fullerton	09/05/87

LONGEST PLAYS

PASS PLAYS

Yds	Players	Opponent	Year
95	Don Botelho to Colin Chock	Willamette	1957
88	Larry Arnold to Rich Leon	UCSB	1968
88	Jimmy Olmos to Susumu Tanaka	Pacific	1939
*87	Colt Brennan to Ross Dickerson	at Nevada	2005
85	Dru Brown to John Ursua	at UMass	2017
83	Richard Furtado to George Aki	Utah	1935
*83	Gregg Tipton to Walter Murray	Wyoming	1985
83	Garrett Gabriel to Jamal Farmer	BYU	1989
82	Greg Alexander to Malcolm Lane	Idaho	2008
81	Tyler Graunke to Malcolm Lane	at UNLV	2007
81	Garrett Gabriel to Chris Roscoe	UTEP	1989
80	Cole McDonald to John Ursua	at Army	2018
*80	Bryant Moniz to Kealoha Pilares	at Colorado	2010
80	Nick Rolovich to Ashley Lelie	BYU	2001
80	Dan Robinson to Attrice Brooks	Eastern Illinois	1999
80	Rodney Glover to Matthew Harding	UNLV	1992
*80	Garrett Gabriel to Dane McArthur	Colorado State	1987

RUN PLAYS

Yds	Player	Opponent	Year
95	Paul Harris	UC Davis	2015
87	Skippy Dyer	Fresno State	1955
86	Emory Holmes	Cal State-LA	1968
85	Michael Carter (QB)	Air Force	1991
84	James Asato	Denver	1949
84	Gary Allen	Colorado State	1981
82	Larry Sherrer	Santa Clara	1971
82	Anthony Edgar	UTEP	1981
81	Ben Holokai	Humboldt State	1957
81	John West	at Fresno State	2002
79	Emory Holmes	Cal Western	1967

INTERCEPTION RETURNS

Yds	Player	Opponent	Year
99	Richard Torres	at Washington	2011
99	Paul David	UNLV	1969
92	Jeris White	UC Santa Barbara	1971
91	Ryan Mouton	at New Mexico State	2008
90	Matt Wright	UTEP	2001
90	Joe Kaulukukui	San José State	1938
79	Stephen Gonzales	BYU	1996
76	Myron Newberry	Idaho	2007
75	Bill Wise	Occidental	1925
74	Nolan George	Lewis & Clark	1957
73	Gary Ellison	at UNLV	1995
68	Trayvon Henderson	Middle Tennessee	2016
*68	Kelvin Millhouse, Jr.	Air Force	2001
*68	Albert Lee	San José State	1938

KICKOFF RETURNS Since 1941, official max length fixed at 100

yards

Yds	Player	Opponent	Year
103	Tommy Kaulukukui	UCLA	1935
100	Mike Edwards	Boise State	2012
100	Mike Edwards	New Mexico	2012
100	Ross Dickerson	Appalachian State	2003
100	Ross Dickerson	Idaho	2006
100	Chad Owens	BYU	2001
100	Chad Owens	Air Force	2001
98	Keelan Ewaliko	Air Force	2015
98	Darrick Branch	New Mexico	1991
97	Matthew Harding	Fresno State	1992
96	Sherwin Felleze	Arizona	1951
95	Mike Edwards	Lamar	2012
95	Skippy Dyer	Southern Oregon	1956
94	Malcolm Lane	Northern Colorado	2007
*91	Malcolm Lane	at New Mexico State	2008

PUNT RETURNS

Yds	Player	Opponent	Year
85	Gerald Green	Arizona	1977
82	Jeff Sydner	Maine	1990
80	Michael Washington	Northern Colorado	2007
80	Jerry Strothers	Lewis & Clark	1956
79	Jeff Sydner	Long Beach State	1989
76	Chad Owens	Northwestern	2004
75	Chad Owens	Nevada	2004
74	Chad Owens	BYU	2001
71	Chad Owens	San José State	2004
69	Scott Harding	UNLV	2012
69	Dana McLemore	New Mexico	1979
66	Bobby Ahu	Linfield	1968
*63	Dusky Brash	Oregon State	1924

FIELD GOALS

Yds	Player	Opponent	Year
56	Jason Elam	BYU	1992
56	Justin Ayat	Tulsa	2004
55	Rigoberto Sanchez	at Michigan	2016
55	Justin Ayat	at Tulsa	2001
55	Jason Elam	Wyoming	1991
54	Dan Kelly	Utah State	2007
53	Jason Elam	Colorado State	1989
53	Jason Elam	UTEP	1989
52	Richard Spelman	Wyoming	1983
52	Richard Spelman	Utah	1984
52	Dan Kelly	Purdue	2006
51	Lee Larsen	UTEP	1982
51	Bach Stabile	Air Force	1994
50	Rigoberto Sanchez	Nevada	2015
50	Justin Ayat	at Fresno State	2002
50	Justin Ayat	UTEP	2001
50	Eric Hannum	at SMU	1999
50	Peter Kim	San José State	1978
50	Reinhold Stuprich	Santa Clara	1973
50	Jason Elam	at Utah	1990

PUNTS

Yds	Player	Opponent	Year
80	John Morse	Colorado State	1925
78	Chad Shrout	at Wyoming	1995
78	Jason Elam	at Air Force	1992
74	Tom McCarthy	New Mexico	1983
73	Rigoberto Sanchez	Air Force	2015
73	Alex Dunnachie	UNLV	2012
73	Mat McBriar	Tulane	2002
73	Greg Cummins	Colorado State	1977
71	John Masters	Western Illinois	1974
71	Chad Shrout	at Colorado State	1997
70	Rusty Holt	Santa Clara	1928
70	Eric Hannum	Wisconsin	1996

* - non-scoring play

MARGINS

LARGEST MARGIN OF VICTORY (ALL GAMES)

MARGIN	SCORE	OPPONENT	DATE
65	65-0	Prairie View	10/20/79
59	66-7	Charleston Southern	09/25/10
59	66-7	UTEP	10/13/01
59	59-0	Southern Oregon	11/09/56
58	68-10	Idaho	10/28/06
57	63-6	Northern Colorado	09/01/07
56	66-10	Charleston Southern	09/22/07
55	55-0	at Redlands	10/09/48
53	63-10	at Utah State	11/04/06
53	63-10	Long Beach State	09/09/89
53	59-6	Colorado State	11/28/81
52	54-2	Lamar	09/15/12
52	52-0	UTEP	09/25/93
52	62-10	Yale	10/03/87
49	49-0	Fresno State	11/28/70
49	52-3	Santa Clara	10/13/79
48	48-0	British Columbia	10/05/68
47	67-20	Utah	09/23/89
46	60-14	New Mexico	09/30/89
44	61-17	Louisiana Tech	11/11/06
44	44-0	Cal State Fullerton	09/05/87
42	56-14	UC Davis	09/17/11
42	56-14	Brigham Young	10/28/89
42	45-3	New Mexico	11/05/88

LARGEST MARGIN OF VICTORY (HOME)

MARGIN	SCORE	OPPONENT	DATE
65	65-0	Prairie View	10/20/79
59	66-7	Charleston Southern	09/25/10
59	66-7	UTEP	10/13/01
59	59-0	Southern Oregon	11/09/56
58	68-10	Idaho	10/28/06
57	63-6	Northern Colorado	09/01/07
56	66-10	Charleston Southern	09/22/07
53	63-10	Long Beach State	09/09/89
53	59-6	Colorado State	11/28/81
52	54-2	Lamar	09/15/12
52	52-0	UTEP	09/25/93
52	62-10	Yale	10/03/87

Largest Margin of Victory (Road)

MARGIN	SCORE	OPPONENT	DATE
55	55-0	at Redlands	10/09/48
53	63-10	at Utah State	11/04/06
38	45-7	at Utah State	10/23/10
35	59-24	at New Mexico St.	11/27/10
35	49-14	at UNLV	09/15/07
34	40-6	at Lewis & Clark	09/26/57
31	68-37	at Fresno State	10/14/06
28	48-20	at Idaho	09/29/07
28	58-30	at UNLV	09/30/95
28	48-20	at Utah	09/24/88
28	35-7	at UTEP	11/07/81

LARGEST MARGIN OF VICTORY (CONFERENCE)

MARGIN	SCORE	OPPONENT	DATE
59	66-7	UTEP	10/13/01
58	68-10	Idaho	10/28/06
53	63-10	at Utah State	11/04/06
53	59-6	Colorado State	11/28/81
52	52-0	UTEP	09/25/93
47	67-20	Utah	09/23/89
46	60-14	New Mexico	09/30/89
44	61-17	Louisiana Tech	11/11/06
42	56-14	Brigham Young	10/28/89
42	45-3	New Mexico	11/05/88

LARGEST MARGIN OF VICTORY (CONFERENCE HOME)

MARGIN	SCORE	OPPONENT	DATE
59	66-7	UTEP	10/13/01
58	68-10	Idaho	10/28/06
53	59-6	Colorado State	11/28/81
52	52-0	UTEP	09/25/93
47	67-20	Utah	09/23/89
46	60-14	New Mexico	09/30/89
44	61-17	Louisiana Tech	11/11/06
42	56-14	Brigham Young	10/28/89
42	45-3	New Mexico	11/05/88
38	48-10	UNLV	11/24/12

LARGEST MARGIN OF VICTORY (CONFERENCE ROAD)

MARGIN	SCORE	OPPONENT	DATE
53	63-10	at Utah State	11/04/06
38	45-7	at Utah State	10/23/10
35	59-24	at New Mexico St.	11/27/10
31	68-37	at Fresno State	10/14/06
28	48-20	at Idaho	09/29/07
28	58-30	at UNLV	09/30/95
28	48-20	at Utah	09/24/88
28	35-7	at UTEP	11/07/81
25	31-6	at UTEP	09/21/02
24	24-0	at Idaho	09/24/05

LARGEST MARGIN OF VICTORY (ALOHA STADIUM)

MARGIN	SCORE	OPPONENT	DATE
65	65-0	Prairie View	10/20/79
59	66-7	UTEP	10/13/01
58	68-10	Idaho	10/28/06
57	63-6	Northern Colorado	09/01/07
56	66-10	Charleston Southern	09/22/07

MARGINS

LARGEST MARGIN OF DEFEAT (ALL GAMES)

MARGIN	SCORE	OPPONENT	DATE
75	0-75	Pacific	12/16/49
66	3-69	at Boise State	10/29/04
66	0-66	at Wyoming	09/14/96
65	3-68	Nebraska	12/04/76
63	0-63	at Colorado State	10/04/97
61	12-73	Nevada	12//17/48
60	3-63	at Michigan	09/03/16
59	0-59	Oregon State	11/27/76
58	0-58	at Tulsa	09/22/51
56	14-70	at Fresno State	11/12/04
55	0-55	at San Diego State	11/05/16
55	0-55	at Boise State	10/3/15
55	7-62	USC	09/04/99
54	0-54	at Air Force	10/08/66
54	20-74	Stanford	01/02/50
52	0-52	at USC	11/15/30
51	7-58	Air Force	10/31/15
51	0-51	at Kentucky	09/13/58
50	0-50	Nebraska	11/26/54
50	7-57	at Arizona	09/20/52
49	10-59	Wisconsin	11/30/96

LARGEST MARGIN OF DEFEAT (HOME)

MARGIN	SCORE	OPPONENT	DATE
75	0-75	Pacific	12/16/49
65	3-68	Nebraska	12/04/76
61	12-73	Nevada	12/17/48
59	0-59	Oregon State	11/27/76
55	7-62	USC	09/04/99
54	20-74	Stanford	01/02/50
51	7-58	Air Force	10/31/15
50	0-50	Nebraska	11/26/54
49	10-59	Wisconsin	11/30/96
48	0-48	Utah State	11/26/66

LARGEST MARGIN OF DEFEAT (ROAD)

MARGIN	SCORE	OPPONENT	DATE
66	3-69	at Boise State	10/29/04
66	0-66	at Wyoming	09/14/96
63	0-63	at Colorado State	10/04/97
58	0-58	at Tulsa	09/22/51
56	14-70	at Fresno State	11/12/04
55	0-55	at San Diego State	11/05/16
55	0-55	at Boise State	10/3/15
54	0-54	at Air Force	10/08/66
52	0-52	at USC	11/15/30
51	0-51	at Kentucky	09/13/58
50	7-57	at Arizona	09/20/52
48	8-56	at San Diego State	10/11/96
48	6-54	at Colorado State	09/18/65

LARGEST MARGIN OF DEFEAT (CONFERENCE)

MARGIN	SCORE	OPPONENT	DATE
66	3-69	at Boise State	10/29/04
66	0-66	at Wyoming	09/14/96
63	0-63	at Colorado State	10/04/97
56	14-70	at Fresno State	11/12/04
55	0-55	at San Diego State	11/05/16
55	0-55	at Boise State	10/3/15
51	7-58	Air Force	10/31/15
48	8-56	at San Diego State	10/11/96

LARGEST MARGIN OF DEFEAT (CONFERENCE HOME)

MARGIN	SCORE	OPPONENT	DATE
51	7-58	Air Force	10/31/15
45	9-54	Boise State	10/24/09
45	24-69	Nevada	09/22/12
39	17-56	Utah State	11/03/18
39	10-49	San Diego State	11/18/95
36	16-52	Boise State	11/12/16
35	14-49	Boise State	11/10/12
31	14-45	Brigham Young	11/16/96
31	14-45	San Diego State	10/09/93

LARGEST MARGIN OF DEFEAT (CONFERENCE ROAD)

MARGIN	SCORE	OPPONENT	DATE
66	3-69	at Boise State	10/29/04
66	0-66	at Wyoming	09/14/96
63	0-63	at Colorado State	10/04/97
56	14-70	at Fresno State	11/12/04
55	0-55	at San Diego State	11/05/16
55	0-55	at Boise State	10/3/15
48	8-56	at San Diego State	10/11/96

LARGEST MARGIN OF DEFEAT (ALOHA STADIUM)

MARGIN	SCORE	OPPONENT	DATE
65	3-68	Nebraska	12/04/76
59	0-59	Oregon State	11/27/76
55	7-62	USC	09/04/99
51	7-58	Air Force	10/31/15
49	10-59	Wisconsin	11/30/96

ATTENDANCE/OVERTIME GAMES

Largest Home Crowd

50,089 vs. Brigham Young, Oct. 22, 1988
(Aloha Stadium, Honolulu, O'ahu)

Largest Road Crowd

110,222 at Michigan, Sept. 3, 2016
(Michigan Stadium, Ann Arbor, Mich.)

Largest Neutral Site Crowd

74,383 vs. Georgia, Jan. 1, 2008
(Louisiana Superdome, New Orleans, La.; Allstate Sugar Bowl)

Most Home Games W/ More Than 40,000 In A Season

9 in 1984 (9 games); 1989 (10 games)

Most Sellouts In A Season (Aloha Stadium)

2 in 1981, 1982, 1986 (8 games); 1984, 1988 (9 games); 2007 (7 games)

Largest Home Total Season Attendance

1.	445,348	1989	(44,535 avg. for 10 games)
2.	411,884	1984	(45,765 avg. for 9 games)
3.	401,864	1988	(44,652 avg. for 9 games)
4.	385,556	1987	(42,839 avg. for 9 games)
5.	359,242	1986	(44,905 avg. for 8 games)
6.	359,042	1985	(44,880 avg. for 8 games)
7.	348,095	1999	(38,677 avg. for 9 games)
8.	342,852	1980	(42,857 avg. for 8 games)
9.	340,261	1981	(42,533 avg. for 8 games)
10.	339,138	1983	(42,392 avg. for 8 games)
11.	336,183	1982	(42,023 avg. for 8 games)
12.	334,364	1979	(37,152 avg. for 9 games)
13.	331,041	1990	(41,380 avg. for 8 games)
14.	328,081	2008	(41,010 avg. for 8 games)
15.	327,295	1978	(36,366 avg. for 9 games)

Largest Home Average Season Attendance

1.	45,765	1984	(411,884 in 9 games)
2.	44,905	1986	(359,242 in 8 games)
3.	44,880	1985	(359,042 in 8 games)
4.	42,839	1987	(385,556 in 9 games)
5.	44,652	1988	(401,864 in 9 games)
6.	44,535	1989	(445,348 in 10 games)
7.	44,432	1992	(311,022 in 7 games)
8.	43,514	2007	(304,600 in 7 games)
9.	43,450	1991	(304,148 in 7 games)
10.	42,857	1980	(342,852 in 8 games)
11.	42,533	1981	(340,261 in 8 games)
12.	42,392	1983	(339,138 in 8 games)
13.	42,023	1982	(336,183 in 8 games)
14.	41,380	1990	(331,041 in 8 games)
15.	41,308	2003	(289,155 in 7 games)

Largest Home Crowds*

1.	50,089	Brigham Young, Oct. 22, 1988
2.	50,000	Brigham Young, Sept. 22, 1984
	50,000	Iowa, Dec. 1, 1984
	50,000	Air Force, Nov. 23, 1985
	50,000	Brigham Young, Nov. 8, 1986
	50,000	Michigan, Dec. 6, 1986
	50,000	Brigham Young, Oct. 24, 1987
	50,000	UTEP, Oct. 8, 1988
	50,000	Notre Dame, Nov. 30, 1991
	50,000	Brigham Young, Sept. 26, 1992
	50,000	USC, Sept. 4, 1999
	50,000	Portland State, Sept. 9, 2000
	50,000	Brigham Young, Dec. 8, 2001
	50,000	Alabama, Nov. 30, 2002
	50,000	USC, Sept. 3, 2005
	50,000	Oregon State, Dec. 2, 2006
	50,000	Boise State, Nov. 23, 2007
	50,000	Washington, Dec. 1, 2007

* all games played at Aloha Stadium

Largest Road Crowds

1.	110,222	at Michigan, Sept. 3, 2016
2.	107,145	at Ohio State, Sept. 12, 2015
3.	93,607	at USC, Sept. 1, 2012
4.	92,138	at Alabama, Sept. 2, 2006
5.	90,575	at Florida, Aug. 30, 2008
6.	80,829	at Wisconsin, Sept. 26, 2015
7.	75,615	at Nebraska, Sept. 16, 1978
8.	74,383	vs. Georgia, Jan. 1, 2008*
9.	74,043	at Michigan State, Sept. 10, 2005
10.	73,654	at USC, Sept. 13, 2003

* neutral-site game at Louisiana Superdome

ALL-TIME OVERTIME GAMES

Date	Opponent	W/L	Score
11/22/97	Northeast Louisiana	L	20-23
11/13/99	Fresno State	W	31-24 (2ot)
10/6/01	at SMU	W	38-31
12/25/03	Houston (HB)	W	54-48 (3ot)
9/4/04	Florida Atlantic	L	28-35
9/8/07	at Louisiana Tech	W	45-44
10/12/07	at San José State	W	42-35
10/4/08	at Fresno State	W	32-29
11/21/09	at San José State	W	17-10
11/16/13	San Diego State	L	21-28
11/23/13	at Wyoming	L	56-59
10/22/16	at Air Force	W	34-27 (2ot)
9/23/17	at Wyoming	L	21-28
9/29/18	at San José State	W	44-41 (5ot)
11/24/18	at San Diego State	W	31-30

HB - denotes Hawai'i Bowl

Total Overtime Games: 15

Record in OT: 10-5

at Aloha Stadium: 2-3

on the Road: 8-2

First OT Game: Nov. 22, 1997 vs. Northeast Louisiana (L, 20-23)

Longest OT Game: 5OT vs. San José State (W, 44-41)

Most OT Games in a Season: 2, 2007, '13, '18

The overtime system in Division I-A football was adapted for the start of the 1996 season.

STREAKS

LONGEST WIN STREAK

GAMES	TEAM TO END STREAK	BEGAN	ENDED
13	Georgia	12/24/06	01/01/08
11	Brigham Young	11/01/80	11/14/81
9	Oregon State	09/30/06	12/02/06
8	Pacific	09/15/73	11/17/73
7	Iowa	09/29/84	12/01/84

LONGEST HOME WIN STREAK

GAMES	TEAM TO END STREAK	BEGAN	ENDED
11	Air Force	11/26/88	12/09/89
10	San Diego State	09/26/92	10/09/93
9	San José State	12/24/06	09/27/08
9	Alabama	11/17/01	11/30/02
8	Oregon State	12/03/05	12/02/06
8	USC	10/02/04	09/03/05

LONGEST HOME WIN STREAK (Aloha Stadium)

GAMES	TEAM TO END STREAK	BEGAN	ENDED
11	Air Force	11/26/88	12/09/89
10	San Diego State	09/26/92	10/09/93
9	San José State	12/24/06	09/27/08
9	Alabama	11/17/01	11/30/02

LONGEST ROAD WIN STREAK

GAMES	TEAM TO END STREAK	BEGAN	ENDED
7	Florida	10/14/06	08/30/08
6	Brigham Young	10/18/80	10/16/82
4	Wyoming	10/10/87	09/16/89

LONGEST WAC WIN STREAK

GAMES	TEAM TO END STREAK	BEGAN	ENDED
15	San José State	10/07/06	09/27/08
8	Brigham Young	11/08/80	11/14/81
8	Boise State	11/07/09	11/06/10

LONGEST MW WIN STREAK

GAMES	TEAM TO END STREAK	BEGAN	ENDED
3	Nevada	08/25/18	10/20/18

LONGEST LOSING STREAK

GAMES	TEAM TO END STREAK	BEGAN	ENDED
19	Eastern Illinois	10/18/97	09/11/99
11	Army	08/29/13	11/30/13
9	Louisiana-Monroe	09/26/15	11/28/15
8	UNLV	09/22/12	11/24/12
7	Boise State	11/11/95	09/21/96
5	four times		

LONGEST HOME LOSING STREAK

GAMES	TEAM TO END STREAK	BEGAN	ENDED
13	Eastern Illinois	10/25/97	09/11/99
5	Army	08/29/13	11/30/13
5	Boise State	11/18/95	09/21/96
5	Colorado State	12/01/84	11/02/85
4	Louisiana-Monroe	10/10/15	11/28/15
4	UNLV	11/26/83	09/22/84
4	Idaho	11/27/76	09/24/77

LONGEST ROAD LOSING STREAK

GAMES	TEAM TO END STREAK	BEGAN	ENDED
17	San José State	11/12/11	11/15/14
15	SMU	10/14/95	09/25/99
10	Brigham Young	10/26/74	10/05/79
9	San José State	11/29/14	10/08/16
6	Idaho	11/01/03	09/24/05

LONGEST CONFERENCE LOSING STREAK

GAMES	TEAM TO END STREAK	BEGAN	ENDED
12	SMU	10/11/97	09/25/99
10	UNLV	11/05/11	11/24/12
9	Nevada	11/29/14	10/01/16
9	UTEP	09/03/94	09/23/95
8	Wyoming	09/21/13	10/11/14

LONGEST WAC LOSING STREAK

GAMES	TEAM TO END STREAK	BEGAN	ENDED
12	SMU	10/11/97	09/25/99

LONGEST MW LOSING STREAK

GAMES	TEAM TO END STREAK	BEGAN	ENDED
9	Nevada	11/29/14	10/01/16
8	Wyoming	09/21/13	10/11/14
7	UNLV	09/22/12	11/24/12
4	San José State	10/18/14	11/15/14

OPONENT RECORDS

INDIVIDUAL

MOST YARDS RUSHING

- 339 Ron Dayne (Wisconsin), 1996
- 300 Marshall Faulk (San Diego State), 1992
- 294 LaDainian Tomlinson (TCU), 2000
- 278 Deonce Whitaker (San José State), 2000
- 268 Terry Metcalf (Long Beach State), 1971

MOST YARDS PASSING

- 537 K.J. Carta-Samuels (Colorado State), 2018
- 518 Jeff Graham (Long Beach State), 1988
- 513 Mark McKay (San Diego State), 1982
- 507 Kellen Moore (Boise State), 2010
- 498 Brett Smith (Wyoming), 2013

MOST YARDS TOTAL OFFENSE

- 640 Brett Smith (Wyoming), 2013
- 562 K.J. Carta-Samuels (Colorado State), 2018
- 531 Jeff Graham (Long Beach State), 1988
- 510 Mark McKay (San Diego State), 1982
- 507 Kellen Moore (Boise State), 2010

MOST RECEPTIONS

- 18 J.R. Tolver (San Diego State), 2002
- 15 Anthony Crissinger-Hill (Florida Atlantic), 2004
- 14 Chad Hansen (California), 2016
- 14 Eric Cross (Stanford), 1972
- 14 Reno Mahe (BYU), 2001
- 14 Andre Raymond (Eastern Illinois), 2002

MOST YARDS RECEIVING

- 283 J.R. Tolver (San Diego State), 2002
- 256 Greg Primus (Colorado State), 1991
- 221 Chris Williams (New Mexico State), 2008
- 212 Michael Gallup (Colorado State), 2017
- 209 Patrick Rowe (San Diego State), 1990
- 207 Derrick Washington (Long Beach State), 1988
- 201 Demond Thompkins (UNLV), 1992

MOST ALL-PURPOSE YARDS

- 347 Ron Dayne (Wisconsin), 1996
- 333 Terance Mathis (New Mexico), 1987
- 328 Vai Sikahema (BYU), 1985
- 326 Damaris Johnson (Tulsa), 2010
- 307 Preston Williams (Colorado State), 2018

MOST TOTAL TOUCHDOWNS

- 7 Stephon Jefferson (Nevada), 2012
(6 rushing, 1 receiving)

LONGEST RUNS

- 89 Bryson Sumlin (Fresno State), 2004*
- 85 Tyson Thompson (San José State), 2004
- 85 Jared Zabransky (Boise State), 2004
- 83 Fred Henry (New Mexico), 1971*
- 80 Numerous; last by Tim Cornett (UNLV), 2011

LONGEST PASS PLAYS

- 91 Jeff Lindquist (Wash.) to John Ross, 2015
- 90 Ken Boney (CSLA) to Jewel Thomas, 1969
- 90 David Page (SMU) to Johnnie Freeman, 2001
- 90 Scott Rislov (SJSU) to Juan Walden, 2002
- 89 Don Van Galder (Utah) to Willie Arnstead, 1973*

LONGEST KICKOFF RETURNS

- 103 Errol Tucker (Utah), 1985
- 100 Carlos Wiggins (New Mexico), 2015
- 100 Marqise Lee (USC), 2012
- 100 Kevin Robinson (Utah State), 2007
- 100 Gerard Lawson (Oregon State), 2006
- 100 Chris McAlister (Arizona), 1998

LONGEST PUNT RETURNS

- 92 Quinton Jones (Boise State), 2005
- 89 Ronald Johnson (USC), 2010
- 87 Rick Calhoun (Cal State Fullerton), 1986
- 86 Charlie Jones (Fresno State), 1992
- 86 Brian Roberson (Fresno State), 1995
- 84 Dwight Lowery (San José State), 2007
- 83 Jaron Dabney (BYU), 1997
- 80 S. Jackson (Whitworth), 1968

LONGEST FIELD GOALS

- 55 Gene Lemmers (Long Beach State), 1989
- 53 John Baron (San Diego State), 2018
- 53 Steve Tobin (Wyoming), 1980
- 53 Jake Rogers (Cincinnati), 2008
- 52 Bryce Crawford (San José State), 2017
- 52 Tyler Jones (Boise State), 2002
- 52 Brandon Coutu (Georgia), 2007
- 52 Jake Thompson (Utah State), 2013
- 52 Andre Heidari (USC), 2013
- 52 Tino Amancio (Idaho), 2008

LONGEST PUNTS

- 82 Monte Robbins (Michigan), 1986
- 77 Mark Stock (New Mexico Highlands), 1970
- 75 Kyle Brotzman (Boise State), 2008
- 73 Kyle Hughes (New Mexico State), 2009
- 73 Henry Castellanos (UTEP), 1985

LONGEST INTERCEPTION RETURNS

- 100 Harold Hicks (San Diego State), 1986*
- 94 R. Ockimey (San José State), 2000*
- 93 Mark Green (UNLV), 1973*
- 85 Otha West (UTEP), 1991*
- 81 Ollie Brown (Cal State Los Angeles), 1970

OPONENT RECORDS/HOMECOMING

TEAM

MOST YARDS GAINED RUSHING

545 Air Force, 2001
 503 Fresno State, 2004
 499 Wisconsin, 1996
 492 Air Force, 2015
 479 Nebraska, 1982

MOST YARDS PASSING

537 Colorado State, 2018
 518 Long Beach State, 1988
 515 Brigham Young, 2001
 513 San Diego State, 1982
 507 Boise State, 2010

MOST YARDS TOTAL OFFENSE

793 Wyoming, 2013
 775 Nevada, 1948
 737 Boise State, 2010
 684 Oregon, 1969
 679 Fresno State, 2004

OPPONENT SCORING (OVERALL)

75	0-75	Pacific	12/16/49
74	20-74	Stanford	01/02/50
73	12-73	Nevada	12/17/48
70	14-70	at Fresno State	11/12/04
69	24-69	Nevada	09/22/12
69	3-69	at Boise State	10/29/04

OPPONENT SCORING (HOME)

75	0-75	Pacific	12/16/49
74	20-74	Stanford	01/02/50
73	12-73	Nevada	12/17/48
69	24-69	Nevada	09/22/12
63	17-63	USC	09/03/05

OPPONENT SCORING (AWAY)

70	14-70	at Fresno State	11/12/04
69	3-69	at Boise State	10/29/04
68	21-68	at Michigan State	10/02/48
66	0-66	at Wyoming	09/14/96
63	3-63	at Michigan	09/03/16
63	0-63	at Colorado State	10/04/97

OPPONENT SCORING (CONFERENCE)

70	14-70	at Fresno State	11/12/04
69	24-69	Nevada	09/22/12
69	3-69	at Boise State	10/29/04
66	0-66	at Wyoming	09/14/96
63	0-63	at Colorado State	10/04/97

OPPONENT SCORING (ALOHA STADIUM)

69	24-69	Nevada	09/22/12
68	3-68	Wisconsin	12/04/76
63	17-63	USC	09/03/05
62	7-62	USC	09/04/99
62	35-62	Tulsa	12/24/10

* denotes non-scoring play
 statistics incomplete prior to 1967 season

ALL-TIME HOMECOMING RESULTS

Season	Opponent	W/L	Score	Mar
1949	Pacific	L	0-75	-75
1950	Utah	L	28-40	-12
1951	Arizona	L	21-32	-11
1952	Willamette	T	7-7	-
1953	Lewis & Clark	W	34-12	+22
1954	Nebraska	L	0-50	-50
1955	Arizona State	L	6-39	-33
1956	San José State	W	20-0	+20
1957	Fresno State	L	8-31	-23
1958	Utah	L	20-47	-27
1959	Utah State	L	6-48	-42
1960	Lewis & Clark	L	13-18	-5
1961	No season			
1962	Willamette	W	14-12	+2
1963	Cal Western	L	13-16	-3
1964	New Mexico	L	0-20	-20
1965	Cal Western	W	10-8	+2
1966	Parsons	L	10-21	-11
1967	Fresno State	W	29-19	+10
1968	Nevada	W	21-0	+21
1969	UNLV	W	57-19	+38
1970	Cal St. Los Angeles	W	31-7	+24
1971	UC Santa Barbara	W	23-14	+9
1972	Cal State Fullerton	W	49-15	+34
1973	Cal St. Northridge	W	28-3	+25
1974	Fresno State	W	21-7	+14
1975	Santa Clara	W	48-40	+8
1976	Portland State	W	20-17	+3
1977	Portland State	W	21-12	+9
1978	Pacific	L	17-27	-10
1979	Temple	L	31-34	-3
1980	West Virginia	W	16-13	+3
1981	UNLV	W	57-21	+36
1982	San Diego State	L	28-31	-3
1983	New Mexico	W	25-16	+9
1984	Wyoming	W	31-28	+3
1985	Colorado State	W	34-14	+20
1986	Brigham Young	L	3-10	-7
1987	San Diego State	L	21-29	+8
1988	New Mexico	W	45-3	+42
1989	UTEP	W	26-7	+19
1990	Pacific	W	35-24	+11
1991	San Diego State	L	21-47	-26
1992	UNLV	W	55-25	+30
1993	Utah	W	41-30	+11
1994	Wyoming	L	10-13	-3
1995	San Diego State	L	10-49	-39
1996	San José State	L	17-38	-21
1997	Northeast Louisiana	L	20-23*	-3
1998	San José State	L	17-45	-28
1999	UTEP	W	33-3	+30
2000	SMU	W	30-15	+15
2001	Boise State	L	21-28	-7
2002	Nevada	W	59-34	+25
2003	UTEP	W	31-15	+16
2004	San José State	W	46-28	+18
2005	New Mexico State	W	49-28	+21
2006	Idaho	W	68-10	+58
2007	New Mexico State	W	50-13	+37
2008	Louisiana Tech	W	24-14	+10
2009	Utah State	W	49-36	+13
2010	Idaho	W	45-10	+35
2011	New Mexico State	W	45-34	+11
2012	New Mexico	L	23-35	-12
2013	Colorado State	L	28-35	-7
2014	Nevada	L	18-26	-8
2015	San Diego State	L	14-28	-14
2016	UNLV	L	38-41	-3
2017	San José State	W	37-26	+11
2018	Duquesne	W	42-21	+21

All-Time Record: 39-29-1 (.572) **Aloha Stadium:** 27-17 (.614)

Longest Win Streak: 11 (1967-77)

Longest Losing Streak: 5, 2x (1994-98; 2012-16)

Largest Margin of Victory: 58 (68-10 vs. Idaho, 2006)

Largest Margin of Defeat: 75 (75-0 vs. Pacific, 1949)

*overtime

QUARTERBACK DEBUTS

QB STARTING DEBUTS (SINCE 1979)

Year	Quarterback	Class	Opponent	Result	Rushing	Passing
2018	Chevan Cordeiro	Fr.	Wyoming	W, 17-13	12-23, 0 TD	19-29-1, 148, 2 TD
2018	Cole McDonald	So.	at Colorado State	W, 43-34	13-96, 2 TD	26-37-0, 418, 3 TD
2016	Dru Brown	So.	Nevada	W, 38-17	7-31, 0 TD	15-18-0, 222, 2 TD
2015	Max Wittek	Sr.	Colorado	W, 28-20	4-(-17), 0 TD	19-38-2, 202, 3 TD
2013	Ikaika Woolsey	R-Fr.	#25 Fresno State	L, 37-42	12-4, 0 TD	7-19-1, 56, 0 TD
2013	Taylor Graham	Jr.	#24 USC	L, 13-30	7-(-36), 0 TD	16-41-4, 208, 1 TD
2012	Jeremy Higgins	So.	at Air Force	L, 7-21	3-(-26), 0 TD	14-23-0, 125, 1 TD
2012	Sean Schroeder	Jr.	at #1 USC	L, 10-49	11-(-10), 0 TD	24-39-2, 208, 1 TD
2011	David Graves	So.	Tulane	W, 35-23	8-57, 1 TD	21-38-2, 268, 2 TD
2009	Shane Austin	So.	at San José State	W, 17-10	5-(-29), 1 TD	28-46-0, 299, 0 TD
2009	Bryant Moniz	So.	Fresno State	L, 17-42	8-11, 0 TD	24-52-2, 283, 2 TD
2008	Inoke Funaki	Jr.	Weber State	W, 36-17	7-20, 0 TD	7-14-0, 87, 0 TD
2008	Greg Alexander	Jr.	at #5 Florida	L, 10-56	5-(-29), 0 TD	11-21-2, 57, 0 TD
2005	Colt Brennan	So.	at Michigan State	L, 14-42	7-37, 0 TD	23-31-0, 219, 2 TD
2005	Tyler Graunke	R-Fr.	#1 USC	L, 17-63	7-43, 0 TD	12-17-0, 127, 1 TD
2003	Jason Whieldon	Sr.	Appalachian State	W, 40-17	7-(-6), 0 TD	21-35-2, 359, 3 TD
2000	Timmy Chang	Fr.	Tulsa	L, 14-24	3-(-16), 0 TD	31-48-2, 313, 1 TD
2000	Nick Rolovich	Jr.	Portland State	L, 20-45	4-(-17), 0 TD	28-57-2, 367, 2 TD
1998	Dan Robinson	Jr.	at Utah	L, 21-30	6-(-13), 0 TD	15-32-0, 280, 1 TD
1997	Tim Carey	Sr.	Minnesota	W, 17-3	10-(-32), 1 TD	9-24-1, 72, 0 TD
1996	Josh Skinner	Fr.	at Wyoming	L, 0-66	11-7, 0 TD	7-19-1, 72, 0 TD
1994	John Hao	Jr.	New Mexico	L, 21-38	21-79, 1 TD	28-45, 344, 1 TD
1994	Johhny Macon	R-Fr.	Fresno State	L, 16-31	14-21, 1 TD	1-2-0, 20, 0 TD
1994	Glenn Freitas	So.	Oregon	W, 36-16	22-117, 2 TD	5-15-1, 92, 0 TD
1994	Rodney Glover	Jr.	BYU	L, 12-13	11-25, 1 TD	10-24-1, 141, 0 TD
1991	Ivin Jasper	So.	at BYU	L, 18-35	3-6, 0 TD	3-10-1, 127, 1 TD
1991	Michael Carter	So.	at Wyoming	W, 32-17	33-214, 2 TD	8-17-0, 112, 0 TD
1987	Garrett Gabriel	R-Fr.	Wyoming	L, 20-24	9-10, 0 TD	7-9-0, 73, 0 TD
1987	Walter Briggs	So.	Utah	W, 25-14	13-50, 0 TD	2-6-2, 4, 0 TD
1987	Ken Niumatalolo	So.	Yale	W, 62-10	16-83, 0 TD	1-7, 17, 0 TD
1985	Warren Jones	R-Fr.	at UTEP	W, 23-7	1- (-7), 0 TD	11-19-0, 130, 0 TD
1985	Kurt Simon	R-Fr.	Long Beach State	L, 30-33	2-(-19), 0 TD	1-1-0, 13, 0 TD
1985	Gregg Tipton	Jr.	Kansas	L, 27-33	14-6, 1 TD	21-38-0, 337, 3 TD
1982	Raphel Cherry	So.	Montana	W, 40-0	6-21, 1 TD	4-6, 48, 1 TD
1981	Bernard Quarles	Jr.	Colorado State	W, 59-6	3-62, 2 TD	5-7, 69, 1 TD
1981	Tim Lyons	Jr.	Cal State Fullerton	W, 38-12	6-20, 1 TD	13-23, 162, 0 TD
1979	Blane Gaison	Jr.	Arizona State	W, 29-17	15-57, 3 TD	1-7, 0, 0 TD
1979	Steve Rakhshani	Jr.	New Mexico	W, 20-3	6-13, 0 TD	6-13, 27, 1 TD
1979	Mike Stennis	Jr.	Utah	L, 23-27	9-24, 0 TD	4-10, 43, 0 TD

QUARTERBACK STARTS

QB STARTS (SINCE 1979)

Career Starts

Rk	Player	Starts	Years
1.	Timmy Chang	50	2000-04
2.	Colt Brennan	35	2005-07
3.	Michael Carter	34	1990-93
4.	Bryant Moniz	32	2009-11
5.	Garrett Gabriel	28	1987-90
6.	Raphael Cherry	24	1981-84
7.	Ikaika Woolsey	23	2013-16
	Dan Robinson	23	1998-99
9.	Dru Brown	22	2017-18
	Gregg Tipton	22	1985-86

Consecutive Starts

Rk	Player	Starts	Dates
1.	Bryant Moniz	26	Nov. 28, 2009-Nov. 12, 2011
2.	Garrett Gabriel	25	Sept. 2, 1989-Dec. 1, 1990
3.	Dru Brown	22	Oct. 1, 2016-Nov. 25, 2017
	Michael Carter	22	Oct. 10, 1992-Dec. 4, 1993
	Raphael Cherry	22	Sept. 10, 1983-Dec. 1, 1984
6.	Colt Brennan	17	Sept. 2, 2006-Sept. 15, 2007
	Dan Robinson	17	Nov. 7, 1998-Dec. 25, 1999
8.	Gregg Tipton	15	Nov. 23, 1985-Dec. 6, 1986
9.	Timmy Chang	14	Aug. 31, 2002-Dec. 25, 2002
10.	Timmy Chang	13	Sept. 4, 2004-Dec. 24, 2004

Career Victories

Rk	Player	Wins	Years
1.	Timmy Chang	29	2000-04
2.	Colt Brennan	25	2005-07
3.	Bryant Moniz	18	2009-11
	Michael Carter	18	1990-93
5.	Garrett Gabriel	17	1987-90
6.	Raphael Cherry	14	1981-84
7.	Warren Jones	12	1985, '87-88
8.	Gregg Tipton	10	1985-86
9.	Dru Brown	9	2016-17
	Dan Robinson	9	1998-99
	Mike Stennis	9	1976-77, 79-80

Career Win Percentage (min. 2 yrs/15 games)

Rk	Player	Pct.	Record	Years
1.	Colt Brennan	.714	25-10	2005-07
2.	Warren Jones	.706	12-5	1985, 87-88
3.	Garrett Gabriel	.625	17-10-1	1987-90
4.	Raphael Cherry	.604	14-9-1	1981-84
5.	Mike Stennis	.600	9-6	1976-77, 79-80
6.	Timmy Chang	.580	29-21	2000-04

since 1979

W-L RECORDS

Quarterback (Year)	Record
Timmy Chang (2000-04)	29-21
Colt Brennan (2005-07)	25-10
Michael Carter (1991-92)	18-15-1
Bryant Moniz (2009-11)	18-14
Garrett Gabriel (1987-89)	17-10-1
Raphael Cherry (1982-84)	14-9-1
Warren Jones (1985)	12-5
Gregg Tipton (1985)	10-10-2
Dan Robinson (1998-99)	9-14
Dru Brown (2016-17)	9-13
Mike Stennis (1979)	9-6
Nick Rolovich (2000-01)	8-4
Cole McDonald (2018)	6-6
Glenn Freitas (1994-96)	7-12-1
Tim Lyons (1981)	7-2
Bernard Quarles (1981)	6-5
Ikaika Woolsey (2013-16)	5-18
Greg Alexander (2008-09)	5-6
Sean Schroeder (2012-13)	4-14
Inoke Funaki (2008)	4-2
Tyler Graunke (2005-07)	3-2
Blane Gaison (1979)	3-0
Johnny Macon (1994)	2-7
Max Wittek (2015)	2-6
Tim Carey (1997)	2-2
Steve Rakhshani (1979)	2-2
Jason Whieldon (2003)	2-1
Ivin Jasper (1991)	2-1
Josh Skinner (1996)	1-10
Taylor Graham (2013-14)	1-3
Walter Briggs (1987)	1-2
Shane Austin (2009)	1-1
David Graves (2011)	1-1
Chevan Cordeiro (2018)	1-0
Ken Niumatalolo (1987)	1-0
John Hao (1994-95)	0-5
Jeremy Higgins (2012)	0-1
Rodney Glover (1994)	0-1
Kurt Simon (1985)	0-1

HISTORY OF HAWAI'I FOOTBALL

An entire ocean away from its nearest NCAA opponent, the University of Hawai'i football program has a unique and storied history. This year marks the program's 101st season of competition.

THE BEGINNING

The College of Hawai'i was founded in 1907. Two years later, in 1909, the university fielded its first football team. The "Fighting Deans," as Hawai'i athletic teams were known then, defeated McKinley High School, 6-5, under head coach Austin Jones in its inaugural game. The historic game was played before 2,500 fans at O'ahu College, now known as Punahou School.

Because of limited travel opportunities, Hawai'i only played local high schools, military and club teams for its first eight seasons. In 1920, the College of Hawai'i became the University of Hawai'i and Raymond Elliot coached the first intercollegiate game against the University of Nevada (Reno). Nevada outscored Hawai'i, 14-0, at Mō'ili'ili Field on Christmas Day.


A POT OF GOLD

The 1921 season marked the arrival of Otto "Proc" Klum, who ushered in the "Golden Age of UH Football." Known as "The Mānoa Fox," Klum served as head coach and athletics director until 1939, compiling an 84-51-7 record.

Klum coached UH to its first victory over a collegiate opponent in 1922, a Christmas Day triumph over Pomona College, 25-6, at Punahou's Alexander Field. He also took the team to its first road game in 1923 via oceanliner against that same Pomona team at the Pasadena Rose Bowl. The trip took five days. As a result of the prolonged hours of travel, later teams only traveled to the U.S. mainland every other year.

During Klum's reign, another UH tradition emerged. In the final game of the 1923 season,

a rainbow appeared over the gridiron late during the team's contest against Oregon State. The Deans scored shortly thereafter and held on to win, 7-0. Reporters started calling UH teams the "Rainbows," and the tradition began that whenever a rainbow appeared from the "Mānoa Mist" over the UH campus, Hawai'i could not lose.



THE WONDER YEARS

Under Klum's guidance, Hawai'i produced the "Wonder Teams" of 1924-25, which went undefeated both seasons. The "Wonder Teams" outscored their opponents, 606-29, in 18 games. Among the fallen were Colorado, Colorado State and Washington State.

During the 1924 season, the Rainbows finished 8-0 and allowed only 12 points all season. The team concluded the season with a 13-0 shutout of Colorado on New Year's Day. The following season, only Washington State of the Pacific Coast Conference scored more than six points against the "Wonder Teams" and was only one of five teams to score at all. UH defeated the Cougars, 20-11, on New Year's Day to close out the 1925 season.

Among the many stars on those teams were the famed "Four Horsemen of Mānoa" - Bill "Doggie" Wise, Johnny Morse, Eddie Fernandez and Theodore "Pump" Searle—named after the gallant Notre Dame backfield.

A NEW HOME

In 1926, the Rainbows made the newly built Honolulu Stadium, a 24,000-seat facility in

ROARING '20s

During the "Golden Age" of UH football, the teams produced a record of 53-21-5 in the 1920s, including consecutive undefeated seasons in 1924 (8-0) and 1925 (10-0).



HISTORY OF HAWAI'I FOOTBALL

Mō'ili'iili, their homefield. UH played its first game at the stadium on Nov. 11 against the Town Team. Hawai'i lost that game, 14-7, before 12,000 Armistice Day fans.

That same season, the Rainbows blanked the 8th Field Artillery and Healani by identical 101-0 scores. Against Healani, halfback Fernandez had one of the best single-game performances in UH history, scoring six times on runs, punts and an interception.

Four years later, UH played its first night game at the stadium. The Rainbows defeated the Honolulu Athletic Club, 28-0, Oct. 8, 1930, before 9,500 fans.

For 48 years, the affectionately nicknamed "Termite Palace" housed the Rainbows and their fans until the construction of Aloha Stadium in 1975.

THE GRASS SHACK

One of the earliest stars in UH history was Thomas Kaulukukui, a 5-foot-5, 140-pound back from Hilo. As a member of UH's undefeated 1934 team, Kaulukukui helped lead the Rainbows to a 14-0 shutout of California in the New Year's Day Classic (later re-named the Poi Bowl). That team finished 6-0 and featured stars Maynard "Buster" Piltz and Anthony Morse.

The next year, Kaulukukui gained national fame and earned his nickname, the "Grass Shack," by legendary sportswriter Grantland Rice. During a 19-6 loss to UCLA at the Los Angeles Coliseum, Kaulukukui scored the team's lone touchdown, an electrifying 103-yard kickoff return, a record which still stands today.



NO. 32

The only number retired in Hawai'i football history was worn by UH's first All-American, Thomas Kaulukukui. He still holds the school record for longest kickoff return (103) against UCLA in 1935 at the Los Angeles Coliseum and also went on to become one of UH's most successful coaches.

Following that season, Kaulukukui became UH's first All-American when he was selected by the All-America Board of Football, which included legendary Glenn "Pop" Warner.

WAR TIME ERA

The 1940 season marked the end of Klum's 19-year tenure as football coach. The decade was also marred by World War II.

In 1941, the Rainbows just completed a 20-6 Shrine Game victory over Willamette in front of a sold-out Honolulu Stadium crowd of 24,000. The next morning, Japan invaded Pearl Harbor, resulting in the cancellation of the team's upcoming game against San José State and the 1942-45 seasons. Lost in the news of the attack was the naming of halfback Nolle Smith as a first-team Associated Press Little All-American.

UH returned to the gridiron in 1946 after the conclusion of the war. That same year also marked the program's entrance into the NCAA under head coach Kaulukukui. Hawai'i finished the season with an 8-2 record, culminating with a 19-16 victory over Utah in the Pineapple Bowl (formerly Poi Bowl).

In the late 1940s, the team began to travel by air, making the journey to the West Coast in an unheard-of nine hours. To cut down on costs, the teams stayed on the U.S. mainland for at least two weeks at a time.

Following the 1949 season, Harry "Clown" Kahuanui became the first UH player to be invited to the East-West Shrine Game and was named an honorable mention All-American by United Press International.

Kaulukukui coached until 1951 and accumulated a record of 34-18-3, becoming one of the school's winningest coaches at the time. As a result of his achievements as a player and coach, he was chosen as a charter member of the National Football Hall of Fame Association.



TERMITE PALACE

Nicknamed for its deteriorating facade, Honolulu Stadium was home to Hawai'i football from 1926-74.

HISTORY OF HAWAII FOOTBALL

HAMMERIN' HANK

The 1950s marked the arrival of the Hank Vasconcellos era as head coach and athletics director. Vasconcellos, a Maui native, coached the Rainbows for nine seasons during the program's highest and lowest moments.

The 1954 season ended with a humbling 50-0 loss to Orange Bowl-bound Nebraska in front of a crowd of 20,000 fans at Honolulu Stadium.

In the rematch between the schools the next season, the Rainbows pulled off one of the biggest wins in the program's history before a crowd of 23,000 at Nebraska Stadium. As 40-point underdogs, the 27-member team won in Lincoln's 95-degree heat and 26 mile-per-hour winds. Of the 11 starters, seven played the entire 60 minutes, including star back Skippy Dyer, who broke up a Cornhusker pass on UH's 10-yard line with less than two minutes to play.

Despite a 34-0 shutout loss to San José State the next week, the Rainbows went on to finish with a 7-4 record and followed that season with a respectable 7-3 mark in 1956.

But only six years after that infamous victory over Nebraska and three consecutive losing seasons, the UH Board of Athletic Control, made up of faculty, students and alumni members, voted to abolish the football program in 1961 due to lack of finances.

ROCKY ROAD

Football returned to intercollegiate competition in 1962 behind the urging of new athletics director Young Suk Ko. The program went through five coaches in the decade, including former player Jim Asato and offensive guru Clark Shaughnessy, who led Stanford to a Rose Bowl victory.

6-0!

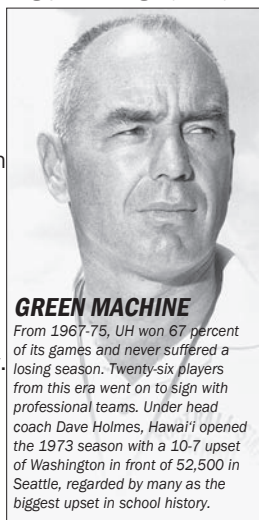
A year after suffering a 50-0 blowout loss to Nebraska in Honolulu, the "Roaring Rainbows" upset the Cornhuskers, 6-0, in Lincoln, Sept. 17, 1955. Hartwell Freitas (with ball) scored the game's only touchdown in the fourth quarter.

After Shaughnessy's one-year "consultant" term concluded, the program went through turmoil with the firing of Ko and surprise hiring of Phil Sarboe as head coach. Sarboe coached for one year before bolting for northern California following the 1966 season, UH's first all-collegiate schedule. Sarboe's top assistant, Don King, took over for one year but quit after a 6-4 season amid tension with athletics director Bob Martin.

THE MODERN ERA

The arrival of head coach Dave Holmes in 1968 was the beginning of the most successful years in school history. In six years as coach, Holmes guided his teams to a 46-17-1 record, including a pair of nine-win seasons. Holmes still ranks as the all-time leader at UH in winning percentage (.718).

In 1973, Hawaii recorded its biggest upset in school history with a 10-7 road victory over the Pacific-8 Conference's Washington Huskies, who were favored by as many as 50 points. Harold Stringert intercepted three passes and lineman Levi Stanley had 11 tackles in the victory. The Rainbows won its first eight games that season and was ranked as high as No. 5 in the weekly Division II poll.



GREEN MACHINE

From 1967-75, UH won 67 percent of its games and never suffered a losing season. Twenty-six players from this era went on to sign with professional teams. Under head coach Dave Holmes, Hawaii opened the 1973 season with a 10-7 upset of Washington in front of 52,500 in Seattle, regarded by many as the biggest upset in school history.



HISTORY OF HAWAI'I FOOTBALL

But following that season, Holmes resigned due to team turmoil. Larry Price, a former player who served as an assistant to the four previous coaches, was named head coach and served at that capacity for the next three years.

During Price's tenure, UH became an NCAA Division I member, changed its nickname to the Rainbow Warriors, introduced the "Hula-T" formation, and on Sept. 13, 1975, christened the newly-built 50,000-seat Aloha Stadium against Texas A&I. Hawai'i lost its stadium debut, 43-9, before 32,247 fans.

NATIONAL EXPOSURE

Dick Tomey, a UCLA assistant who was hired to replace Price, put UH on the national football map. Tomey headed the program from 1977-87. During his tenure, he guided Hawai'i into the Western Athletic Conference in his third year and drastically upgraded the schedule by playing the likes of Nebraska, Oklahoma, USC, Iowa and Michigan.

In the 1977 season-finale, UH hosted nationally ranked USC, a team which featured Heisman Trophy winner Charles White. A record crowd of 48,767 at Aloha Stadium watched as the Rainbow Warriors nearly pulled off the upset against John Robinson's Trojans before falling 21-5.

During the third week of the 1984 season, the Rainbow Warriors faced Brigham Young. With just five minutes remaining, UH let a 13-12 lead slip away as the Cougars scored a late touchdown for the victory and later went on to win the national championship that season.

Following the 1986 season, defensive end Al Noga became the first UH player to be named a first team All-American by the Associated Press and was tabbed as the school's first Heisman Trophy candidate.

TRIPLE THREAT

After Tomey left UH for Arizona of the Pac-10, assistant coach Bob Wagner took over the program and introduced the spread offense or "Triple Option" to Hawai'i. During his tenure, the offense, which featured two slotbacks and one fullback, frequently placed UH among the top rushing teams in the country.

In the 1988 season-opener, ninth-ranked Iowa came to the islands and the Rainbow Warriors shocked the Hawkeyes, 27-24, behind running back Heikoti Fakava's three touchdowns. It was also a coming-out party for freshman kicker Jason Elam, who booted two critical field goals in the fourth quarter.

After just two seasons, Wagner was named WAC Coach of the Year and led the Rainbow Warriors to their first major bowl game – the Jeep Eagle Aloha Bowl. UH fell to Michigan State, 33-13, but following the season, Wagner became the first UH coach to head an all-star team in the Hula Bowl.

In 1992, behind quarterback Michael Carter, Hawai'i won a share of the WAC championship and posted its first bowl game victory, a 27-17 defeat of Illinois in the Thrifty Car Rental Holiday Bowl. UH finished the season ranked No. 20 and months later, three-time All-American kicker Elam was drafted by the Denver Broncos in the third round.

During Wagner's nine seasons as head coach, Hawai'i defeated nationally ranked rival Brigham Young three times, including a 1990 victory on the day quarterback Ty Detmer won the Heisman Trophy. In addition, Carter was one of a handful of quarterbacks in NCAA Division I history to rush and pass for 1,000 yards in the same season.

HOUSE OF ALOHA

Aloha Stadium became the new home of UH football in 1975. Hawai'i fans have flocked to the 50,000-seat facility for the past 44 years.



HISTORY OF HAWAII FOOTBALL

B-Y-WHO?

UH ended a 10-game losing streak to nationally ranked rival Brigham Young with an emphatic 56-14 victory on Oct. 28, 1989. The following year, the Rainbow Warriors routed the Cougars again, 59-28, on Dec. 1, the day BYU quarterback Ty Detmer won the Heisman Trophy. In the two games, UH quarterback Garrett Gabriel (right) completed 63-percent of his passes for 799 yards and seven touchdowns.



THE LONGEST YARD

Wagner was fired following consecutive losing seasons and was replaced by Fred vonAppen in 1996. A former assistant coach with the NFL's San Francisco 49ers, vonAppen coached three disappointing seasons in which the Rainbow Warriors posted a 5-31 record.

UH lost 10 games in vonAppen's inaugural season and in 1998, Hawaii'i suffered through a winless 0-12 campaign, a first in the program's rich history. Following that season, he was replaced by alumnus June Jones, who brought with him the explosive run-and-shoot offense.

Under Jones, UH dropped the "Rainbows" from its nickname and were simply known as the "Warriors" while introducing the new "H" logo that replaced the iconic rainbow logo. The Warriors began using the new nickname and featured the green "H" helmet at the start of the 2000 season.

RUNNIN' -N-SHOOTIN'

It only took one season under Jones' tutelage for the Hawaii'i football program to return to championship form. Jones, whose run-and-shoot offense he perfected in the NFL, posted a 9-4 record in 1999, the best by a first-year head coach at UH.

Jones and the Warriors made history by recording the NCAA's best turnaround season (from 0-12 to 9-4). UH finished the season as WAC co-champions and defeated Oregon State, 23-17, in the Jeep O'ahu Bowl.

In 2001, the Warriors capped off a stellar season by handing Brigham Young a 72-45 romp on national television. Despite a 9-3 record, Hawaii'i was snubbed for a bowl game. That snub became the impetus for the creation of the Hawaii'i Bowl.

Later that year, wide receiver Ashley Lelie became the school's first-ever NFL first-round draft pick, being selected as the 19th overall selection by the Denver Broncos.

Over the next three seasons, Jones led the Warriors to bowl appearances. After a 10-win season, UH was invited to the inaugural ConAgra Foods Hawaii'i Bowl, where they lost to Tulane of Conference USA, 36-28. The next season, Jones and the Warriors met Houston in the Sheraton Hawaii'i Bowl, a game which UH pulled out, 54-48, in triple-overtime and followed that with a 59-40 rout of UAB in the 2004 Sheraton Hawaii'i Bowl.

Also in 2004, quarterback Timmy Chang became the NCAA's all-time passing leader and finished his career with 17,072 passing yards. In 2006, Chang's successor, Colt Brennan, won the Sammy Baugh Trophy as the nation's top quarterback. Brennan led the nation in seven statistical categories in one of the nation's most prolific passing seasons ever. Brennan and the Warriors garnered their first Top 25 ranking in 13 years and a 41-24 Sheraton Hawaii'i Bowl win over Arizona State of the Pac-10.

BYE, BYE TY

Warrior quarterback Timmy Chang (right) broke the NCAA career passing-yards record on Nov. 6, 2004, against Louisiana Tech at Aloha Stadium. The Saint Louis School product ended his career with 17,072 yards, surpassing the previous record of 15,031 yards set in 1991 by Ty Detmer of Brigham Young.



HISTORY OF HAWAII FOOTBALL

THE PERFECT SEASON

The next season, Brennan led UH to an undefeated 12-0 regular season and captured the program's first outright WAC championship with an emphatic win over Boise State. During their stretch run, the Warriors captivated the entire state as fans flocked Aloha Stadium with capacity crowds for the team's final three home games.

After a come-from-behind win over Washington in the season-finale that capped UH's perfect regular season, the Warriors were invited to the Allstate Sugar Bowl, the program's first-ever BCS bowl appearance. In front of a network audience on FOX, UH fell to third-ranked Georgia, 41-10.

Brennan was invited to New York City as the school's first Heisman Trophy finalist and finished third in the final voting. At the end of his three-year career, Brennan tied or broke 31 NCAA records and was drafted in the sixth round by the Washington Redskins.

FALL FROM GRACE

Following that record-breaking season, Jones left UH for SMU, which led to the dismissal of the school's athletics director and an exodus of players, including two of the team's top returning receivers, both of whom declared for the NFL Draft.

However, just weeks after Jones' departure, defensive coordinator Greg McMackin was named head coach and assembled a staff which included former record-setting quarterback Nick Rolovich as offensive coordinator.

In four seasons, McMackin guided the Warriors to two Sheraton Hawaii Bowl appearances, including 10 wins and a share of the WAC Championship in 2010. After a turbulent 2011 season, in which the Warriors were predicted

to win the WAC but finished with a 6-7 record, McMackin retired and was replaced by Honolulu-native and longtime assistant coach Norm Chow.

CHOW TIME

Chow became the first Asian-American head coach of a major college football team after being hired at UH. He brought with him a resume that included being on the coaching staff of three national championship teams and coaching three Heisman Trophy-winning quarterbacks and six NFL first-round draft picks.

The 2012 season also marked UH's entrance into the Mountain West Conference, ending a 33-year affiliation with the WAC. UH concluded its first season under Chow with a 3-9 mark, including a 1-7 record in the MWC.

In 2013, UH reintroduced the nickname "Rainbow Warriors," in an effort to standardize the school's nickname for its men's sports.

After compiling a 10-36 record, in three-plus seasons, Chow was fired with four games remaining in the 2015 season.

PRIDE ROCK

Nick Rolovich took over in December 2015 and brought a new attitude to his alma mater with slogans such as "Pride Rock" and "Live Aloha, Play Warrior." In just his first season, Rolovich guided the Warriors to a seven-win season and a trip to the Hawaii Bowl, where UH defeated Middle Tennessee 52-35. Rolovich's new style of offense featured a 1,000-yard rusher and a 1,000-yard receiver for just the second time in program history and in the process, the Warriors snapped a five-year losing drought. In 2018, UH returned to the Run-N-Shoot, won eight games and made a bowl game for the second time in three years.

IN COLT WE TRUST

Colt Brennan (right) finished his career as arguably one of college football's best quarterbacks of all time. A 2007 Heisman Trophy finalist, Brennan passed for 131 career touchdowns, breaking Ty Detmer's NCAA record of 121. In all, he broke or tied 31 NCAA records and led the Warriors to two bowl games, including a perfect 12-0 regular season in 2007.



BOWL GAME HISTORY

Date	Bowl	Opponent	Result	Location	Attendance
Dec. 25, 1989	Jeep Eagle Aloha	Michigan State	L, 13-33	Honolulu	50,000
<i>First appearance in an NCAA-sanctioned postseason bowl game.</i>					
Dec. 30, 1992	Thrifty Car Rental	Illinois	W, 27-17	San Diego	44,457
<i>First appearance in a U.S. mainland bowl game...win catapults UH in the final polls for first time.</i>					
Dec. 25, 1999	Jeep O'ahu	Oregon State	W, 23-17	Honolulu	40,974
<i>Win caps an NCAA-record turnaround season as UH finishes 9-4 following an 0-12 campaign in 1998.</i>					
Dec. 25, 2002	ConAgra Hawai'i	Tulane	L, 28-36	Honolulu	35,513
<i>UH falls in the inaugural Hawai'i Bowl as the Warriors surrender eight sacks.</i>					
Dec. 25, 2003	Sheraton Hawai'i	Houston	W, 54-48 (30T)	Honolulu	29,005
<i>Longest overtime game in school history as UH outlasts Cougars in three overtimes.</i>					
Dec. 24, 2004	Sheraton Hawai'i	UAB	W, 59-40	Honolulu	38,754
<i>UH scores its most-ever points in a bowl game, led by Timmy Chang who surpasses 17,000 career passing yards.</i>					
Dec. 24, 2006	Sheraton Hawai'i	Arizona State	W, 41-24	Honolulu	43,435
<i>Jason Rivers sets NCAA bowl-game record with 307 receiving yards...Colt Brennan sets UH mark with 559 yards passing.</i>					
Jan. 1, 2008	Allstate Sugar	Georgia	L, 10-41	New Orleans	74,383
<i>First-ever BCS bowl appearance as UH entered with a 12-0 record...first mainland bowl in 15 years.</i>					
Dec. 24, 2008	Sheraton Hawai'i	Notre Dame	L, 21-49	Honolulu	45,718
<i>Sixth bowl appearance in seven years...loss ends a streak of three straight Hawai'i Bowl wins.</i>					
Dec. 24, 2010	Sheraton Hawai'i	Tulsa	L, 35-62	Honolulu	43,673
<i>UH suffers third straight bowl loss while giving up a bowl-record 62 points...UH still finishes with a 10-win season.</i>					
Dec. 24, 2016	Hawai'i	Middle Tennessee	W, 52-35	Honolulu	23,175
<i>UH ends five-year bowl drought and wins first bowl in 10 years...UH sets new bowl record with 35 first-half points.</i>					
Dec. 22, 2018	SoFi Hawai'i	Louisiana Tech	L, 14-31	Honolulu	30,911
<i>Second bowl game in three years for UH...UH loses but still finishes with 5-win improvement from 2017.</i>					

Bowl Appearances: 12

All-Time Record: 6-6

In Hawai'i: 5-5

On Mainland: 1-1



In its early years, UH participated in several New Year's Day bowl games as a way to play major mainland college teams. From 1934-35, UH competed in the New Year's Classic, later renamed the Poi Bowl in 1936 and Pineapple Bowl in 1940. The games were played at old Honolulu Stadium either on New Year's Day or Jan. 2. UH posted a 5-9 all-time record in those games, including upsets of California (14-0) in 1935 and Utah (19-16) in 1947. Due to World War II, the Pineapple Bowl was suspended from 1942-46. The bowl returned in 1947 and lasted until 1952.

COLLEGE DIVISION BOWL HISTORY

NEW YEAR'S CLASSIC

Date	Opponent	Result
Jan. 1, 1934	Santa Clara	L, 7-26
Jan. 1, 1935	California	W, 14-0

POI BOWL

Date	Opponent	Result
Jan. 1, 1936	Southern California	L, 6-38
Jan. 2, 1937	Honolulu All-Stars	W, 18-12
Jan. 1, 1938	Washington	L, 13-53
Jan. 2, 1939	Cal State Los Angeles	L, 7-32

PINEAPPLE BOWL


Date	Opponent	Result
Jan. 1, 1940	Oregon State	L, 6-39
Jan. 1, 1941	Fresno State	L, 0-3
Jan. 1, 1947	Utah	W, 19-16
Jan. 1, 1948	Redlands	W, 33-32
Jan. 1, 1949	Oregon State	L, 27-47
Jan. 2, 1950	Stanford	L, 20-74
Jan. 1, 1951	Denver	W, 28-27
Jan. 1, 1952	San Diego State	L, 13-34

BOWL GAME APPEARANCES

1989 JEEP EAGLE ALOHA BOWL	
MICHIGAN STATE	33
HAWAI'I	13

December 25, 1989

Aloha Stadium (50,000) ▶ Honolulu, HI



HONOLULU - Playing on its home field of Aloha Stadium, the University of Hawai'i football team was the visitor in the Jeep Eagle Aloha Bowl VIII. The Rainbows wore their white road uniforms for the first time at home in a 33-13 loss to Michigan State.

It was Hawai'i's first appearance in an NCAA-sanctioned postseason bowl game and if stage fright had anything to do with it, it may explain why the Rainbows were guilty of

eight turnovers. Within the first 15 minutes of the game, the Rainbows had already committed four turnovers, one of which led to Blake Ezor's three-yard TD run for MSU.

The fourth turnover, a pass interception near the end of the opening quarter, resulted in Ezor taking it over from the 2 on the first play of the second quarter. This capped a 48-yard, seven-play drive with Ezor carrying five times. Moments later, an interception of a Gabriel pass by Carlos Jenkins led to a 30-yard field goal by John Langeloh. Langeloh added another field goal late in the half after a UH fumble, giving the Spartans a 19-0 lead at intermission.

Hawai'i tried to make a game of it in the second half with Gabriel hitting Chris Roscoe for an 11-yard touchdown to cut the lead to 19-6. But the Spartans then picked off their fourth interception of the game and drove 57 yards with Hyland Hickson gaining the final yard.

On the following series, Gabriel hit Dane McArthur with a 23-yard scoring toss only to see the Spartans come right back with a 48-yard drive and Ezor scoring his third touchdown of the game.

Ezor finished the game with three touchdowns, tying an Eagle Aloha Bowl record. He carried the ball 41 times for 179 yards, both new marks, and was selected by the media as the MVP for Michigan State.

SCORING SUMMARY

1st	03:59	MSU	B. Ezor 3-yd run (kick blocked)
2nd	14:53	MSU	B. Ezor 2-yd run (J. Langeloh kick)
	07:15	MSU	J. Langeloh 30-yd field goal
	01:02	MSU	J. Langeloh 34-yd field goal
3rd	09:45	UH	Roscoe 11-yd pass from G. Gabriel (kick blocked)
4th	10:13	MSU	H. Hickson 1-yd run (J. Langeloh kick)
	08:07	UH	McArthur 23-yd pass from Gabriel (Z. Khan kick)
	05:36	MSU	B. Ezor 26-yd run (J. Langeloh kick)

TEAM STATISTICS

	MSU	HAWAI'I
FIRST DOWNS	21	19
RUSHES-YARDS (NET)	225	82
PASSING YDS (NET)	116	198
Passes Att-Comp-Int	12-7-1	33-20-4
TOTAL OFFENSE PLAYS-YARDS	73-341	61-280

RUSHING: MSU-Ezor 41-179; Hawkins 1-31; Duckett 4-18. Hawai'i-McArthur 2-34; Ahuna 3-21; Farmer 8-18.

PASSING: MSU-Enos 7-12-2-116. Hawai'i-Gabriel 19-31-3-197; Niumatalolo 1-2-1-1.

RECEIVING: MSU-Bradley 4-85; Hickson 1-13; Young 1-11. Hawai'i-Roscoe 6-71.

1992 THRIFTY CAR RENTAL HOLIDAY BOWL	
HAWAI'I	27
ILLINOIS	17

December 30, 1992

Jack Murphy Stadium (44,457) ▶ San Diego, CA



SAN DIEGO, Calif. - Hawai'i made its first appearance in a U.S. mainland bowl game a successful one, defeating Illinois, 27-17, at Jack Murphy Stadium in San Diego, Calif.

After spotting the Illini the lead twice, 7-0 and 10-7, Hawai'i put together 20 second-half points to complete its most successful season ever with an 11-2 mark. When the final polls came out several days later, the Rainbows were ranked 20th in the nation, the

first time Hawai'i was listed in the final ratings.

With Illinois holding a 7-0 lead at the end of the first quarter, Travis Sims capped a 64-yard drive by going over from the 6-yard line to tie the score. Illinois responded on the next drive and Chris Richardson kicked a 19-yard field goal to make the score 10-7 at halftime.

The Rainbows went back to basics in the second half, sticking to their triple-option run by quarterback Michael Carter, scoring 20 unanswered points. UH took the kickoff and marched 80 yards in 13 plays with Sims going up the middle from the 1-yard-line to put Hawai'i ahead for good. After forcing the Illini to punt on the next series, Hawai'i marched 62 yards in 16 plays with Jason Elam kicking a 45-yard field goal to make it 17-10.

On its next possession, Illinois turned the ball over on its own 21-yard line. UH parlayed the turnover into a 37-yard Elam field goal to put Hawai'i up, 20-10.

UH's Zac Odom intercepted a Jason Verduzco pass and six plays later, Carter hit Darrick Branch for a 53-yard touchdown pass for a 27-10 UH lead. After the Illini scored with 4:42 remaining, Carter and UH ran out the clock. Carter was selected the Outstanding Offensive Player of the Game with 105 yards rushing and 115 yards passing. Junior Tagoai was voted the game's Outstanding Defensive Player.

SCORING SUMMARY

1st	02:32	ILL	Wright 14-yd pass from Verduzco (Richardson kick)
2nd	08:09	UH	T. Sims 6-yd run (J. Elam kick)
	01:12	ILL	Richardson 19-yd field goal
3rd	09:29	UH	T. Sims 1-yd run (J. Elam kick)
	01:04	UH	J. Elam 45-yd field goal
4th	11:19	UH	J. Elam 37-yd field goal
	07:11	UH	D. Branch 53-yd pass from M. Carter (J. Elam kick)
	04:42	ILL	Wright 18-yd pass from Verduzco (Richardson kick)

TEAM STATISTICS

	HAWAI'I	ILLINOIS
FIRST DOWNS	23	23
RUSHES-YARDS (NET)	59-287	32-108
PASSING YDS (NET)	115	239
Passes Att-Comp-Int	17-6-2	34-26-1
TOTAL OFFENSE PLAYS-YARDS	65-402	58-356

RUSHING: Hawai'i-T. Sims 29-113; M. Carter 21-105; B. Gordon 4-25. Illinois-Boyer 11-39; Feagin 7-31; Verduzco 10-30.

PASSING: Hawai'i-M. Carter 16-6-2-115; I. Jasper 1-0-0-0. Illinois-Verduzco 34-26-1-248.

RECEIVING: Hawai'i-B. Gordon 2-23; D. Branch 1-53; E. Kealoha 1-14; C. Hirota 1-14. Illinois-Wright 7-82; Strong 5-55; Feagin 4-15; Klein 3-59.


BOWL GAME APPEARANCES

1999 JEEP O'AHU BOWL

HAWAI'I	23
OREGON STATE	17

December 25, 1999

Aloha Stadium (40,974) ▶ Honolulu, HI



HONOLULU - It was a fairy-tale ending for a fairy-tale season. Hawai'i capped its worst-to-first season with a 23-17 Christmas Day win over Oregon State in the Jeep O'ahu Bowl before a crowd of 40,974 at Aloha Stadium.

The Warriors, a year removed from a winless season, notched their ninth win against four losses.

Senior quarterback Dan Robinson connected with Channon Harris for two scoring

strikes and the Warrior defense recorded six sacks to help lead the school to a victory in its first bowl game in seven years.

Things did not start well for UH. OSU running back Ken Simonton busted loose in the first half, gaining 58 yards and rushing for a touchdown, while the Warrior offense struggled.

The Warriors got their first break early in the second quarter when lineman Tony Tuioti recovered a fumble deep in Beaver territory. UH turned that into a 26-yard field goal by Eric Hannum.

Moments later, UH took a 10-7 lead when Harris finished an 80-yard drive with a 9-yard touchdown catch. OSU also failed to capitalize on numerous first-half scoring opportunities as Ryan Cesca missed field-goal attempts of 42 and 31 yards, while UH's Sean Butts blocked a third attempt.

Hawai'i took the lead for good when Robinson found a wide-open Harris for a 30-yard touchdown in the third quarter. A 23-yard field goal by Hannum four minutes later gave UH a 20-10 lead. UH sealed the game in the fourth quarter with its defense and the tough performance of O'ahu Bowl MVP Avion Weaver.

The junior running back finished the game with 150 total yards of offense, including 85 on the ground.

The Beavers (7-5) outgained the Warriors, 438-349, including 159 yards rushing by Simonton. However, the UH defense held the OSU offense scoreless for nearly the entire second half. A 13-yard run by Simonton cut the lead to 23-17 with 1:31 left, but the Beavers were unable to recover the ensuing inside kick.

SCORING SUMMARY

1st	08:08	OSU	K. Simonton 1-yd run (R. Cesca kick)
2nd	12:40	UH	E. Hannum 26-yd field goal
	06:05	UH	C. Harris 9-yd pass from D. Robinson (Hannum kick)
	00:00	OSU	R. Cesca 37-yd field goal
3rd	06:30	UH	C. Harris 30-yd pass from D. Robinson (Hannum kick)
	02:10	UH	E. Hannum 22-yd field goal
4th	02:58	UH	E. Hannum 35-yd field goal
	01:27	OSU	K. Simonton 13-yd run (R. Cesca kick)

TEAM STATISTICS

	HAWAI'I	OSU
FIRST DOWNS	21	24
RUSHES-YARDS (NET)	24-83	35-169
PASSING YDS (NET)	266	269
Passes Att-Comp-Int	40-23-1	40-19-0
TOTAL OFFENSE PLAYS-YARDS	64-349	75-438

RUSHING: Hawai'i-A. Weaver 18-84; A. Thompson 1-3; C. Stutzmann 2-2; D. Robinson 3-minus 6. OSU-K. Simonton 18-157; A. Battle 6-19; J. Smith 11-minus 7.

PASSING: Hawai'i-D. Robinson 40-23-1-266. OSU-J. Smith 40-19-0-269.

RECEIVING: Hawai'i-C. Harris 5-81; A. Weaver 5-65; C. Stutzmann 4-50; A. Lelie 4-43; D. Carter 4-29; A. Brooks 1-minus 2. OSU-Percoats 5-67; R. Prescott 4-61; K. Simonton 3-25; Houshmandzadeh 2-53; S. Kintner 2-27; M. Maurer 1-16; M. Jones 1-14; R. Thompkins 1-6.

2002 CONAGRA FOODS HAWAI'I BOWL

TULANE	36
HAWAI'I	28

December 25, 2002

Aloha Stadium (35,513) ▶ Honolulu, HI



HONOLULU - Tulane rode its Green Wave into Honolulu with a 36-28 victory in the ConAgra Foods Hawai'i Bowl at Aloha Stadium.

Tulane (8-5) gained 429 total yards and sacked Warrior quarterbacks eight times to win the program's fourth bowl game. But it was the Tulane special teams that sparked a 30-point second half to overcome a 14-6 halftime deficit.

The Warriors took an early 14-0 lead with touchdown runs

by Thero Mitchell and Josh Galeai. The Green Wave settled for two field goals, 22 and 37 yards respectively, by Seth Marler to get on the board before the end of the first half.

In the second half, Tulane used big returns by Lynaris Elpheage, who cut the lead to two with a 60-yard punt return for touchdown and a 56-yard punt return to set up the go-ahead score.

Tulane added to the lead after Warrior quarterback Shawn Witherly fumbled in UH territory. One play later, Mewelde Moore rumbled 25 yards for a touchdown and Tulane had a 26-14 lead.

Hawai'i got the ball back just before the end of the third quarter after blocking a field-goal attempt and turned it into a touchdown. Witherly-Allen, facing fourth-and-one, tossed a 57-yard strike to Justin Colbert, who turned and dashed untouched to bring the Warriors within five, 26-21.

Tulane answered with a 10-play, 80-yard drive that took 4:32 off the fourth-quarter clock. Witherly-Allen hit Colbert on a crossing pattern for a 31-yard score to put the Warriors within reach, but a safety by the Green Wave ended all hopes.

Colbert caught nine passes for 158 yards and two touchdowns in his last game as a Warrior. Witherly-Allen completed 18-of-31 passes for 239 yards and two touchdowns.

SCORING SUMMARY

1st	10:34	UH	T. Mitchell 1-yd run (J. Ayat kick)
2nd	08:35	UH	J. Galeai 2-yd run (J. Ayat kick)
	05:01	TUL	S. Marler 22-yd field goal
	02:28	TUL	S. Marler 37-yd field goal
3rd	10:44	TUL	L. Elpheage 60-yd punt return (pass failed)
	06:17	TUL	J.P. Losman 1-yd run (J.P. Losman rush)
	02:16	TUL	M. Moore 25-yd run (J.P. Losman pass failed)
4th	13:26	UH	Colbert 57-yd pass from S. Witherly-Allen (J. Ayat kick)
	08:54	TUL	J.P. Losman 3-yd run (D. Davis pass)
	05:12	UH	Colbert 31-yd pass from Witherly-Allen (J. Ayat kick)

TEAM STATISTICS

	HAWAI'I	TULANE
FIRST DOWNS	23	25
RUSHES-YARDS (NET)	22-66	44-144
PASSING YDS (NET)	363	240
Passes Att-Comp-Int	52-32-1	39-20-0
TOTAL OFFENSE PLAYS-YARDS	74-429	83-384

RUSHING: Hawai'i-T. Mitchell 5-38; S. Witherly-Allen 9-21; J. West 2-9; J. Galeai 1-2; C. Owens 1-0; T. Chang 4-minus 4. Tulane-M. Moore 30-116; J.P. Losman 12-21; D. José ph 1-6; K. Coleman 1-1.

PASSING: Hawai'i-S. Witherly-Allen 18-31-1-239; T. Chang 14-21-0-124. Tulane-J.P. Losman 20-39-0-240.

RECEIVING: Hawai'i-J. Colbert 9-158; J. Cockheran 9-87; N. Ilaoa 4-34; C. Owens 3-12; B. Komine 2-36; C. Herbert 2-20; J. West 1-14; K. Jackson 1-4; T. Mitchell 1-minus 2. Tulane-M. Moore 6-80; N. Narcisse 5-64; C. Bush 3-43; C. Davis 2-28; B. Hoover 1-20; D. Davis 1-6; T. Smith 1-0; L. Elpheage 1-minus 1.

BOWL GAME APPEARANCES

2003 SHERATON HAWAI'I BOWL

HOUSTON 48
HAWAI'I 54

December 25, 2003

Aloha Stadium (29,005) ▶ Honolulu, HI



HONOLULU - An all-world performance by quarterback Timmy Chang and a defense that came up with timely big plays and three overtimes amounted to a 54-48 Hawai'i win over Houston in the Sheraton Hawai'i Bowl.

Chang came off the bench to throw for 475 yards and five touchdowns on 26-of-42 passing, and Kelvin Millhouse Jr. snagged two interceptions, one that led to the go-ahead touchdown, to help Hawai'i win its second bowl game in three

tries under head coach June Jones.

Chang completed passes to eight different receivers, including Jeremiah Cockheran, who finished with five catches for a game-high 162 yards, and true freshman Jason Rivers, who had a career night with seven catches for 143 yards and three TDs.

Quarterback Kevin Kolb, who finished 19-of-34 for 332 yards and two TDs, led the Cougars to a quick 10-0 lead. UH answered back with 10 straight points.

Houston took a 20-13 lead at the break, but the Warrior defense and Chang responded. The defense forced two punts and two interceptions, while Chang connected on 8-of-12 for 191 yards and two scores to take the lead, 27-20, at the end of the third.

Houston scored 14 points in the fourth, including the tying TD with 22 seconds left in regulation. The teams matched touchdowns in two overtimes and Michael Brewster scored the game-winner on an 8-yard run to leave it up to the Warrior defense, which held Houston to four-and-out on the final stand.

SCORING SUMMARY

1st 11:53	HOU	C. McCullar 34-yd pass from K. Kolb (D. Bell kick)
09:05	HOU	D. Bell 21-yd field goal
05:48	UH	N. Miranda 19-yd field goal
2nd 14:28	UH	Herbert 48-yd pass from T. Chang (N. Miranda kick)
11:16	HOU	J. Battle 2-yd run (D. Bell kick)
04:42	HOU	D. Bell 35-yd field goal
01:53	UH	N. Miranda 29-yd field goal
3rd 13:23	UH	M. Brewster 1-yd run
04:35	UH	Rivers 7-yd pass from Chang, T. (N. Miranda kick)
4th 14:18	HOU	Battle 2-yd run (D. Bell kick)
09:51	UH	Rivers 4-yd pass from T. Chang (N. Miranda kick)
00:22	HOU	V. Marshall 81-yd pass from K. Kolb (D. Bell kick)
10T 15:00	UH	Komine 11-yd pass from Chang (N. Miranda kick)
15:00	HOU	A. Evans 6-yd run (D. Bell kick)
20T 15:00	HOU	J. Battle 4-yd run (D. Bell kick)
15:00	UH	Rivers 18-yd pass from Chang (N. Miranda kick)
30T 15:00	UH	M. Brewster 8-yd run (T. Chang pass failed)

TEAM STATISTICS

	HOUSTON	HAWAI'I
FIRST DOWNS	21	26
RUSHES-YARDS (NET)	54-185	38-114
PASSING YDS (NET)	332	527
Passes Att-Comp-Int	34-19-2	47-29-1
TOTAL OFFENSE PLAYS-YARDS	88-517	85-641

RUSHING: Houston-J. Battle 19-124; A. Evans 22-66; M. Schirmer 2-8; K. Kolb 8-7; V. Marshall 2-minus 9. Hawai'i-M. Brewster 14-79; J. West 6-33; M. Bass 6-27; J. Whieldon 5-12; T. Chang 6-minus 36.

PASSING: Houston-K. Kolb 19-34-2-332. Hawai'i-T. Chang 26-42-1-475; J. Whieldon 3-5-0-52.

RECEIVING: Houston-V. Marshall 7-157; C. McCullar 5-103; B. Middleton 3-25; J. Pritchett 2-31; K. Kolb 1-8; M. Hopkins 1-8. Hawai'i-J. Rivers 7-143; B. Komine 7-73; J. Cockheran 5-162; M. Brewster 3-40; G. Welch 3-31; S. Poumele 2-27; C. Herbert 1-48; M. Bass 1-3.

2004 SHERATON HAWAI'I BOWL

UAB 40
HAWAI'I 59

December 24, 2004

Aloha Stadium (38,754) ▶ Honolulu, HI



HONOLULU - Hawai'i outscored UAB, 31-14, in the second half to win the Sheraton Hawai'i Bowl, 59-40.

Quarterback Timmy Chang threw for 405 yards and four touchdowns, and rushed for another, while slot receiver Chad Owens caught eight passes for 114 yards and two touchdowns, and scored another on a 59-yard punt return, to put an exclamation point on both storied careers. The two were named the game's co-MVPs.

The teams traded scoring and UAB's Nick Hayes added a 36-yard field goal to make it 28-26 at halftime.

The Warriors took control in the second half. Chang threw a 15-yard strike to Owens to put Hawai'i ahead, 35-26. The pass put Chang over the 17,000-yard mark as college football's career passing leader. Four minutes later, Owens returned a punt for a 59-yard score down the near sideline to put the Warriors up, 42-26.

Justin Ayat added a 43-yard field goal, but quarterback Darrell Hackney managed an 80-yard drive and scored on a 4-yard touchdown rush to bring the score to 45-33, heading into the fourth quarter.

Chang helped put the game out of reach, putting together a 15-play, 85-yard drive, capped by a 4-yard touchdown scramble with 9:05 left to play. Hackney hit Lance Rhodes for a 17-yard touchdown to cut the Warrior lead to 12 with 2:05 left in the game, but Britton Komine returned the onside kick 42 yards to the house to end all hopes for the Blazers.

SCORING SUMMARY

1st 11:06	UAB	R. White 51-yd pass from D. Hackney (kick blked)
10:45	UH	J. Rivers 74-yd pass from T. Chang (J. Ayat kick)
08:19	UAB	D. Burks 4-yd run (N. Hayes kick)
05:32	UH	W. Keliikipi 4-yd run (J. Ayat kick)
03:57	UH	G. Welch 29-yd pass from T. Chang (J. Ayat kick)
2nd 13:43	UAB	N. Hayes 22-yd field goal
09:14	UH	C. Owens 13-yd pass from T. Chang (J. Ayat kick)
06:03	UAB	N. Drinkard 10-yd run (Hayes kick)
00:03	UAB	N. Hayes 36-yd field goal
3rd 11:47	UH	C. Owens 15-yd pass from T. Chang (J. Ayat kick)
07:44	UH	C. Owens 59-yd punt return (J. Ayat kick)
03:41	UH	J. Ayat 43-yd field goal
00:21	UAB	D. Hackney 4-yd run (Hayes kick)
4th 09:40	UH	T. Chang 4-yd run (J. Ayat kick)
02:06	UAB	L. Rhodes 17-yd pass from D. Hackney (Hayes kick)
01:55	UH	B. Komine 42-yd kickoff return (J. Ayat kick)

TEAM STATISTICS

	HAWAI'I	UAB
FIRST DOWNS	23	31
RUSHES-YARDS (NET)	16-84	36-173
PASSING YDS (NET)	405	417
Passes Att-Comp-Int	47-31-0	54-31-1
TOTAL OFFENSE PLAYS-YARDS	63-489	90-590

RUSHING: Hawai'i-M. Brewster 7-60; W. Keliikipi 6-27; T. Chang 3-minus 3. UAB-D. Burks 14-55; C. White 8-53; N. Drinkard 5-36; M. Elliott 4-26; D. Hackney 5-3.

PASSING: Hawai'i-T. Chang 31-46-0-405; J. Rhode 0-1-0-0. UAB-D. Hackney 31-54-1-417.

RECEIVING: Hawai'i-J. Rivers 11-148; C. Owens 8-114; G. Welch 6-85; B. Komine 4-44; W. Keliikipi 2-14. UAB-R. White 6-113; B. Chavez 5-81; N. Drinkard 5-58; L. Rhodes 4-64; C. Duncan 3-28; D. Burks 3-20; R. Lindsey 3-19; C. White 2-34.

BOWL GAME APPEARANCES

2006 SHERATON HAWAII BOWL

HAWAII	41
ARIZONA STATE	24

December 24, 2006

Aloha Stadium (43,435) ▶ Honolulu, HI



HONOLULU – The largest crowd in Sheraton Hawaii Bowl history (43,435) saw Hawaii score 38 second-half points to defeat Arizona State, 41-24, Dec. 24 at Aloha Stadium.

Warrior quarterback Colt Brennan threw for a school-record 559 yards (33 of 42) and five touchdowns, giving him 58 touchdown passes on the season, a new NCAA record. Jason Rivers tied the school record with 14 catches for a school- and NCAA bowl game-record

308 yards and two touchdowns. Both were named Sheraton Hawaii Bowl co-Most Valuable Players, along with Arizona State's Ryan Torain who finished the game with 18 carries for 160 yards and one touchdown.

For the first time since opening day, Hawaii (11-3) did not score a touchdown in the first half, squandering scoring opportunities, a missed field goal in the first quarter and an interception in the second, allowing Arizona State to take a 10-3 halftime lead.

But the Warriors erupted for 21 points in the third quarter when Brennan threw touchdown strikes to Rivers (38 yards), and two to Ryan Grice-Mullen (7 and 36 yards, respectively) to take a 24-10 lead heading into the fourth quarter. Grice-Mullen finished with eight catches for 111 yards and two touchdowns.

Dan Kelly added a 43-yard field goal before Arizona State (7-6) scored 14 straight points to cut the Warrior lead to three, 27-24, with 10:25 left to play.

But Brennan and the Warrior offense were not finished. Brennan found Davone Bess for a 21-yard touchdown to cap an 80-yard drive, and Rivers capped a 95-yard drive with a 79-yard touchdown catch-and-run to seal the win.

SCORING SUMMARY

1st	01:59	ASU	Ainsworth 44-yd field goal
2nd	12:35	UH	Kelly 42-yd field goal
	05:21	ASU	Smith 37-yd pass from Carpenter (Ainsworth kick)
3rd	12:29	UH	Rivers 38-yd pass from Brennan (Kelly kick)
	08:46	UH	Grice-Mullen 7-yd pass from Brennan (Kelly kick)
	02:14	UH	Grice-Mullen 36-yd pass from Brennan (Kelly kick)
4th	13:04	UH	Kelly 43-yd field goal
	12:21	ASU	Torain 12-yd run (Ainsworth kick)
	10:25	ASU	Jones 4-yd pass from Carpenter (Ainsworth kick)
	05:16	UH	Bess 21-yd pass from Brennan (Kelly kick)
	02:01	UH	Rivers 79-yd pass from Brennan (Kelly kick)

TEAM STATISTICS

	HAWAII	ASU
FIRST DOWNS	32	18
RUSHES-YARDS (NET)	27-121	36-200
PASSING YDS (NET)	559	191
Passes Att-Comp-Int	42-33-1	26-13-0
TOTAL OFFENSE PLAYS-YARDS	69-680	62-391

RUSHING: Hawaii-I. N. Ilaoa 18-97; C. Brennan 7-15; R. Maui 2-9. ASU-R. Torain 18-160; D. Nance 7-21; S. DeWitty 3-17; K. Herring 3-9; R. Carpenter 5-minus 7.

PASSING: Hawaii-C. Brennan 33-42-1-559. ASU-R. Carpenter 13-26-0-191.

RECEIVING: Hawaii-I. J. Rivers 14-308; R. Grice-Mullen 8-111; D. Bess 5-65; N. Ilaoa 4-56; C. Mock 1-15; I. Sample 1-4. ASU-M. Jones 5-72; S. DeWitty 2-35; R. Torain 2-28; B. Smith 1-37; C. McGaha 1-8; B. Miller 1-8; Z. Miller 1-3.

2008 ALLSTATE SUGAR BOWL

HAWAII	41
GEORGIA	10

January 1, 2008

Louisiana Superdome (74,383) ▶ New Orleans, LA



NEW ORLEANS - No. 10 Hawaii (12-1) had its dreams of a perfect season come to an end with a 41-10 loss at the hands of No. 4 Georgia (11-2) in front of a sold-out crowd of 74,383 at the 2008 Allstate Sugar Bowl at the Louisiana Superdome.

Colt Brennan had his lowest career passing total as a starter, going 22-for-38 with 169 yards and three interceptions. He ended his career with 31 NCAA records.

Jason Rivers had another big bowl game, catching 10 passes for 105 yards, his fourth 100-plus yard game in four bowl games played. Ryan Grice-Mullen scored the lone touchdown reception for the Warriors.

Georgia scored on its first possession as Knowshon Moreno ran in a 17-yard touchdown before UH answered with an 11-play, 42-yard drive capped by a 41-yard field goal by Dan Kelly.

But it was all Georgia from then on, as the Bulldogs scored on their next three possessions. Moreno started it with an 11-yard touchdown run. They then followed it up with a 52-yard field goal by Brandon Coutu and an 11-yard touchdown pass from Matthew Stafford to Sean Bailey, making the score 24-3 at halftime.

Georgia would add another touchdown on a fumble recovery by Sugar Bowl Most Outstanding Player Marcus Howard. The Bulldogs added 10 more points to make it 41-3 before UH was able to score their only touchdown.

Tyler Graunke entered the game in the middle of the fourth quarter and went 13-for-19 with 142 yards while leading the Warriors to their lone touchdown drive.

SCORING SUMMARY

1st	09:42	UGA	Moreno 17-yd run (Coutu kick)
	04:20	UH	Kelly 41-yd field goal
	00:57	UGA	Moreno 11-yd run (B. Coutu kick)
2nd	09:36	UGA	Coutu 52-yd field goal
	08:00	UGA	Bailey 11-yd pass from Stafford (Coutu kick)
3rd	08:57	UGA	Howard 0-yd fumble recovery (B. Coutu kick)
	01:40	UGA	Brown 1-yd run (B. Coutu kick)
4th	14:32	UGA	Coutu 45-yd field goal
	10:32	UH	Grice-Mullen 16-yd pass from Graunke (Kelly kick)

TEAM STATISTICS

	HAWAII	UGA
FIRST DOWNS	20	19
RUSHES-YARDS (NET)	18-5	40-160
PASSING YDS (NET)	311	175
Passes Att-Comp-Int	57-35-4	27-14-1
TOTAL OFFENSE PLAYS-YARDS	75-306	67-335

RUSHING: Hawaii-K. Pilares 7-26; D. Libre 1-7; D. Farmer 1-0; C. Brennan 9-minus 38. Georgia-T. Brown 19-73; K. Moreno 9-61; A.J. Bryant 1-20; K. Lumpkin 3-7; B. Sutherland 3-4; M. Stafford 2-0; TEAM 3-minus 5.

PASSING: Hawaii-C. Brennan 22-38-3-169; T. Graunke 13-19-1-142. Georgia-M. Stafford 14-23-1-175; J. Cox 0-4-0-0.

RECEIVING: Hawaii-I. J. Rivers 10-105; D. Bess 7-53; R. Grice-Mullen 6-37; C.J. Hawthorne 4-73; D. Libre 3-15; D. Farmer 2-17; K. Pilares 2-8; J. Laumoli 1-3. Georgia-M. Massaquoi 5-54; K. Durham 3-48; K. Moreno 2-26; S. Bailey 2-18; M. Moore 1-17; T. Chandler 1-12.

BOWL GAME APPEARANCES

2008 SHERATON HAWAII BOWL

HAWAII	21
NOTRE DAME	49

December 24, 2008

Aloha Stadium (45,718) ▶ Honolulu, HI



HONOLULU – Hawai'i concluded its 2008 campaign with a 49-21 loss to Notre Dame in the Sheraton Hawai'i Bowl Christmas Eve at Aloha Stadium. UH finished the year with a 7-7 record.

Making its sixth bowl appearance in the last seven years, the Warriors could do little to contain the Fighting Irish who finished with a 7-6 mark. The loss ended a string of three straight Hawai'i Bowl wins for UH dating back to 2003.

Jimmy Clausen passed for 401 yards and five touchdowns to end Notre Dame's nine-game bowl losing streak and give the Fighting Irish their first bowl win in 15 years. Clausen, who passed for 302 yards and three touchdowns in the first half, completed 22-of-26 passes en route to co-MVP honors.

Clausen shared the MVP award with sophomore receiver Golden Tate, his primary target, who hauled in six passes for 177 yards. Tate caught touchdown passes of 69, 18 and 40 yards. The three touchdown receptions tied a Hawai'i Bowl record.

Senior wide receiver Aaron Bain earned bowl MVP honors for Hawai'i after scoring two touchdowns on the day. Bain finished with career-highs in receptions (8) and yards (109). Junior quarterback Greg Alexander finished 23-of-39 for 261 yards for UH. Senior Solomon Elimimian, the school's all-time leader in tackles, led UH with nine stops, including one sack.

UH made it a 14-7 game when Bain scored on a 10-yard connection from Alexander midway through the second quarter. It was all Irish after that. Notre Dame answered right back on its next possession with a 69-yard bomb from Clausen to Tate to move its cushion to two touchdowns and begin a string of 28 unanswered points by the Fighting Irish.

SCORING SUMMARY

1st	03:07	ND	Hughes 2-yd run (Walker kick)
2nd	10:25	ND	Grimes 14-yd pass from Clausen (Walker kick)
	08:12	UH	Bain 10-yd pass from Alexander (Kelly kick)
	06:49	ND	Tate 69-yd pass from Clausen (Walker kick)
	00:01	ND	Tate 18-yd pass from Clausen (Walker kick)
3rd	10:50	ND	Allen 18-yd pass from Clausen (Walker kick)
	07:22	ND	Tate 40-yd pass from Clausen (Walker kick)
	04:25	UH	Bain 21-yd pass from Alexander (Kelly kick)
	04:12	ND	Allen 96-yd kickoff return (Walker kick)
4th	01:45	UH	Washington 27-yd pass from Funaki (Kelly kick)

TEAM STATISTICS

	ND	HAWAII
FIRST DOWNS	23	22
RUSHES-YARDS (NET)	34-65	19-32
PASSING YDS (NET)	413	326
Passes Att-Comp-Int	28-24-0	44-28-1
TOTAL OFFENSE PLAYS-YARDS	62-478	63-358

INDIVIDUAL LEADERS

RUSHING: Notre Dame-Hughes 17-55; Gray, J. 5-13; Allen 4-9; Aldridge 1-0; Sharpley 2-0; Clausen 2-Minus 6; Team 3-Minus 6. Hawai'i-Kealoha Pilares 2-19; Inoke Funaki 1-15; Daniel Libre 1-12; Leon Wright-Jackson 1-1; David Farmer 1-1; Greg Alexander 13-Minus 16.

PASSING: Notre Dame-Clausen 22-26-0-401; Sharpley 2-2-0-12. Hawai'i-Greg Alexander 23-39-1-261; Inoke Funaki 5-5-0-65.

RECEIVING: Notre Dame-Tate 6-177; Rudolph 4-78; Grimes 4-34; Hughes 3-27; Kamara 3-21; Allen 2-59; Floyd 2-17. Hawai'i-Aaron Bain 8-109; Greg Salas 7-76; Michael Washington 6-96; Malcolm Lane 4-29; Kealoha Pilares 3-16.

2010 SHERATON HAWAII BOWL

HAWAII	35
TULSA	62

December 24, 2010

Aloha Stadium (43,673) ▶ Honolulu, HI



HONOLULU – A turnover-riddled Hawai'i team fell to Tulsa, 62-35, in the Sheraton Hawai'i Bowl Christmas Eve at Aloha Stadium. The Warriors finished the season with a 10-4 mark.

Tulsa scored 24 points off of six UH turnovers in the first half, including two interception returns for touchdowns. UH limited the dangerous Tulsa offense to just 94 yards and five first downs in the first half but the Golden Hurricane took advantage of an error-prone

Warrior offense to stake a 27-14 halftime lead, a lead they would not relinquish.

Tulsa All-American Damaris Johnson earned bowl MVP honors for Tulsa (10-3) after racking up 326 all-purpose yards. Johnson tallied 94 yards rushing, 101 receiving and 127 in returns en route to setting a new NCAA career mark in all-purpose yardage. Meanwhile, playing his final game as a Warrior, senior Greg Salas recorded 13 catches for a career-high 214 yards and two touchdowns.

Curnelius Arnick had two interceptions, including a 54-yard touchdown return in the second quarter to lead a Tulsa defense that recorded five interceptions.

Both offenses got into gear in the second half and the Warriors cut the Golden Hurricane lead to just six points on two occasions in the third quarter. However, Tulsa pulled away with a pair of touchdowns to take a 20-point lead into the fourth quarter.

SCORING SUMMARY

1st	12:29	TLS	Singleton 3-yd run (Fitzpatrick kick)
	01:29	TLS	Fitzpatrick 42-yd field goal
2nd	12:54	UH	Austin 1-yd run (Enos kick)
	11:08	TLS	Flanders 54-yd interception return (Fitzpatrick kick)
	09:34	TLS	Arnick 54-yd interception return (Fitzpatrick kick)
	02:20	UH	Salas 18-yd pass from Moniz (Enos kick)
	00:16	TLS	Fitzpatrick 28-yd field goal
3rd	07:28	UH	Salas 5-yd pass from Moniz (Enos kick)
	06:57	TLS	Owens 15-yd pass from Kinne (Fitzpatrick kick)
	05:47	UH	Green 1-yd run (Enos kick)
	04:57	TLS	D. Johnson 67-yd run (Fitzpatrick kick)
	03:12	TLS	Roberson 47-yd pass from Kinne (Fitzpatrick kick)
4th	09:27	UH	Pollard 33-yd pass from Moniz (Enos kick)
	07:00	TLS	Singleton 3-yd run (Fitzpatrick kick)
	01:16	TLS	D. Johnson 9-yd pass from Kinne (Fitzpatrick kick)

TEAM STATISTICS

	TLS	UH
FIRST DOWNS	18	28
RUSHES-YARDS (NET)	31-188	27-71
PASSING YDS (NET)	343	479
Passes Att-Comp-Int	32-17-0	56-30-5
TOTAL OFFENSE PLAYS-YARDS	63-531	83-550

INDIVIDUAL LEADERS

RUSHING: Tulsa-Johnson 5-98; Clay 4-62; Singleton 3-8; Carter 1-8; Watts 3-7; Kinne 13-4; Douglas 1-2; Team 1-minus 1. Hawai'i-Green 13-31; Moniz 11-26; Heun 2-13; Austin 1-1.

PASSING: Tulsa-Kinne 17-31-0-343; Cole 0-1-0-0. Hawai'i-Moniz 24-47-4-411; Austin 6-9-1-68.

RECEIVING: Tulsa-Johnson, D. 4-101; Johnson, T. 2-71; Roberson 2-63; Clay 2-38; Owens 2-23; Watts 2-14; Johnson 1-17; Williams 1-12; Carter 1-4. Hawai'i-Salas 13-214; Pollard 8-129; Stutzmann 3-23; Ostrowski 2-72; Blount 2-13; Green 1-20; Dimude 1-8.

BOWL GAME APPEARANCES

2016 HAWAII BOWL

HAWAII	52
MIDDLE TENNESSEE	35

December 24, 2016

Aloha Stadium (23,175) ▶ Honolulu, HI



HONOLULU - Hawaii capped a turnaround 2016 season by winning a thrilling 52-35 shootout over Middle Tennessee in the Hawaii Bowl.

UH reached seven wins under first-year head coach Nick Rolovich—its highest total since 2010—and halted a string of five straight losing seasons. UH also picked up its first win in the post-season since the 2006 Hawaii Bowl.

They did it in rousing fashion scoring a season-high 52 points

with big plays coming from all three phases of the game. Most Outstanding Player Dru Brown threw for 274 yards and accounted for five UH touchdowns - four through the air and one on the ground. Junior running back Diocemy Saint Juste paced UH on the ground with 170 yards - a new UH bowl record - and a total that put him over 1,000 yards for the season.

Meanwhile, the Rainbow Warrior defense played a key role in the win, forcing three turnovers that led to 21 UH points. One of those was a 68-yard interception return by Trayvon Henderson in the second quarter that completed 28 unanswered UH points.

Middle Tennessee (8-5) came into the game with one of the most potent offenses in the nation and they wasted little time jumping on the Rainbow Warriors. MT racked up 144 yards and two touchdowns on a pair of drives that put them up 14-0 just five minutes into the game.

But after a slow start, it was the UH defense that sparked a Warrior resurgence. Ikem Okeke's sack and forced fumble, Jalen Roger's interception, and Henderson's pick-six all played a part in parlaying a 14-0 deficit into a 28-14 lead. The Warriors eventually took a 35-21 advantage into the locker room, setting a new Hawaii Bowl record for most points in the first half.

SCORING SUMMARY

1st	12:09	MT	Mathers 20-yd run (Rooker kick)
	9:46	MT	James 51-yd pass from Stockstill (Rooker kick),
	4:09	UH	'Unga 18-yd pass from Brown (SANCHEZ kick)
	02:39	UH	Lakalaka 1-yd run (Sanchez kick)
2nd	11:43	UH	Brown 2-yd run (Sanchez kick)
	07:30	UH	Henderson 68-yd interception return (Sanchez kick)
	01:41	MT	Lee 3-yd pass from Stockstill (Rooker kick)
	00:22	UH	Kemp 39-yd pass from Brown (SANCHEZ)
3rd	09:46	UH	Sanchez 23-yd field goal
	07:51	MT	Andrews 10-yd pass from Stockstill (Rooker kick)
	01:15	UH	'Unga 12-yd pass from Brown (Sanchez kick), 4th
	10:09	MT	Lee 13-yd pass from Stockstill (Rooker kick),
	03:31	UH	Collie 4-yd pass from Brown (Sanchez kick),

TEAM STATISTICS

	MT	HAWAII
FIRST DOWNS	29	18
RUSHES-YARDS (NET)	23-110	42-205
PASSING YDS (NET)	432	295
Passes Att-Comp-Int	51-30-2	31-21-0
TOTAL OFFENSE PLAYS-YARDS	74-542	73-500

RUSHING: UH - Saint Juste 25-170; Harris 4-31; Brown 9-23; Lakalaka 2-1. MT - Mathers 12-57; James 6-39; Stockstill 3-8; Andrews, 2-6.

PASSING: UH - Lee 10-100; James 8-162; Andrews 4-58; Mathers 4-44; Bruce 2-31; Windham, CJ 1-25; West, Terelle 1-12.

RECEIVING: UH - Ursua 6-120; Collie 4-17; Kemp 3-64; 'Unga 3-54; Barker 1-21; Ewaliko 1-12; Camanse-Stevens 1-6; Saint Juste 1-2. MT - Lee 10-100; James 8-162; Andrews 4-58; Mathers 4-44; Bruce 2-31; Windham, CJ 1-25; West, Terelle 1-12.

2018 SoFi HAWAII BOWL

HAWAII	14
LOUISIANA TECH	31

December 22, 2018

Aloha Stadium (30,911) ▶ Honolulu, HI



HONOLULU - Hawaii hit a defensive roadblock by Louisiana Tech in a 31-14 loss in the 2018 SoFi Hawaii Bowl at Aloha Stadium.

The Rainbow Warriors (8-6) totaled only 226 yards of total offense and were held to their lowest scoring output of the season. UH dropped to 4-4 all-time in the SoFi Hawaii Bowl while the Bulldogs won their fifth consecutive bowl game.

Hawaii played without wide receiver John Ursua

who did not suit up due to an undisclosed injury. UH allowed a season-high nine sacks, including 2.5 to Jaylon Ferguson, who became the NCAA's all-time sack leader in the contest. Ferguson was named LA Tech's Most Outstanding Player along with Hawaii's Kendall Hune, who recovered a fumble and recorded his first career interception.

After a low-scoring first half, LA Tech (8-5) reeled off 21 unanswered points - on three straight possessions in the third quarter to put the game away. J'Mar Smith threw a touchdown to Jaqwis Dancy and ran in a touchdown from four yards out just before the end of the quarter for a 24-7 lead.

UH freshman Chevan Cordeiro, who came off the bench for a struggling Cole McDonald, threw an interception on Hawaii's opening possession of the second half and the Bulldogs took advantage with a five-yard touchdown run by Israel Tucker.

UH would not go down without a fight, blocking a Bulldog punt that set up a seven-yard touchdown from McDonald to Marcus Armstrong-Brown, pulling the Warriors to within 24-14. But that was as close as UH would get as Tech iced the game with a 39-yard touchdown by Kam McKnight.

SCORING SUMMARY

1st	01:08	LT	Hale 24-yd field goal
2nd	08:20	UH	Sharsh 24-yd pass from Cordeiro (Meskell kick)
3rd	10:27	LT	Tucker 5-yd run (Hale kick)
	04:44	LT	Dancy 58-yd pass from Smith (Hale kick)
	00:55	LT	Smith 4-yd run (Hale kick)
4th	06:14	UH	Armstrong-Brown 7-yd pass from McDonald (Meskell kick)
	03:45	LT	McKnight 39-yd run (Hale kick)

TEAM STATISTICS

	LT	HAWAII
FIRST DOWNS	21	17
RUSHES-YARDS (NET)	38-168	32-58
PASSING YDS (NET)	285	168
Passes Att-Comp-Int	31-19-1	34-17-3
TOTAL OFFENSE PLAYS-YARDS	69-453	66-226

RUSHING: Hawaii - F. Holly 9-57; D. Furuta 3-9; G. Ito 2-8; M. Reed 1-4; Cordeiro 7-(-9); McDonald 10-(-11). La Tech - J. Dancy 15-57; I. Tucker 10-44; K. McKnight 2-38, J. Smith 7-21; A. Smith 1-16; Team 2-(-3); P. Okorie 1-(-5).

PASSING: Hawaii - C. McDonald 10-20-2-85; C. Cordeiro 7-14-1-83. La Tech - J. Smith 19-31-1-285.

RECEIVING: Hawaii - M. Armstrong-Brown 7-59; J. Sharsh; Byrd 3-31; G. Ito 1-6; D. Furuta 1-5. La Tech - T. Veal 8-107; A. Hardy 6-93; J. Dancy 2-63; A. Smith 2-14; I. Tucker 1-8.

BOWL GAME RECORDS

OFFENSE

INDIVIDUAL

Passing

Most Yards: 559, Colt Brennan vs. Arizona State (2006 Hawai'i Bowl)
Most Completions: 33, Colt Brennan vs. Arizona State (2006 Hawai'i Bowl)
Most Attempts: 47, Bryant Moniz vs. Tulsa (2010 Hawai'i Bowl)
Highest Completion Pct.: 78.6 (33-42), Colt Brennan vs. Arizona State (2006 Hawai'i Bowl)
Most Touchdowns: 5, Timmy Chang vs. Houston (2003 Hawai'i Bowl), Colt Brennan vs. Arizona State (2006 Hawai'i Bowl)
Longest Pass Play: 79 yards, Colt Brennan to Jason Rivers vs. Arizona State (2006 Hawai'i Bowl)
Longest Touchdown Pass: 79 yards, Colt Brennan to Jason Rivers vs. Arizona State (2006 Hawai'i Bowl)

Rushing

Most Yards: 170, Diocemy Saint Juste (2016 Hawai'i Bowl)
Most Carries: 29, Travis Sims vs. Illinois (1992 Holiday Bowl)
Most Touchdowns: 2, Travis Sims vs. Illinois (1992 Holiday Bowl); Michael Brewster vs. Houston (2003 Hawai'i Bowl)
Longest Run: 34 yards, Bryant Moniz vs. Tulsa (2010 Hawai'i Bowl)
Longest Rushing Touchdown: 8 yards, Michael Brewster vs. Houston (2003 Hawai'i Bowl)

Receiving

Most Yards: 308, Jason Rivers vs. Arizona State (2006 Hawai'i Bowl)*
Most Receptions: 14, Jason Rivers vs. Arizona State (2006 Hawai'i Bowl)
Most Touchdowns: 3, Jason Rivers vs. Houston (2003 Hawai'i Bowl)

TEAM

Most Points Scored: 59 vs. UAB (2004 Hawai'i Bowl)
Most Points Scored Half: 35 vs. Middle Tennessee (2016 Hawai'i Bowl)
Least Points Scored: 10 vs. Georgia (2008 Sugar Bowl)
Most Total Yards: 680 vs. Arizona State (2006 Hawai'i Bowl)
Fewest Total Yards: 226 vs Louisiana Tech (2018 Hawai'i Bowl)
Most Yards Passing: 559 vs. Arizona State (2006 Hawai'i Bowl)
Fewest Passing Yards: 115 vs. Illinois (1992 Holiday Bowl)
Most Yards Rushing: 287 vs. Illinois (1992 Holiday Bowl)
Fewest Rushing Yards: -5 vs. Georgia (2008 Sugar Bowl)
Most Turnovers: 8 vs. Michigan State (1989 Aloha Bowl)
Most Interceptions: 5 vs. Tulsa (2010 Hawai'i Bowl)
Most Fumbles Lost: 4 vs. Michigan State (1989 Aloha Bowl)
Sacks Allowed: 9 vs. Louisiana Tech (2018 Hawai'i Bowl)

DEFENSE

INDIVIDUAL

Most Tackles: 12, Leonard Peters vs. Houston (2003 Hawai'i Bowl)
Most Interceptions: 2, Kelvin Millhouse vs. Houston (2003 Hawai'i Bowl)
Most Sacks: 2, Delmar Johnson vs. Michigan State (1989 Aloha Bowl); Darrell Tautofi vs. UAB (2004 Hawai'i Bowl); Mel Purcell vs. Arizona State (2006 Hawai'i Bowl); Paipai Falemalu vs. Tulsa (2010 Hawai'i Bowl)

TEAM

Most Points Allowed: 62 vs. Tulsa (2010 Hawai'i Bowl)
Least Points Allowed: 17 vs. Illinois (1992 Holiday Bowl); vs. Oregon State (1999 O'ahu Bowl)
Most Total Yards Allowed: 590 vs. UAB (2004 Hawai'i Bowl)
Fewest Total Yards Allowed: 341 vs. Michigan State (1989 Aloha Bowl)
Most Passing Yards Allowed: 432 vs. Middle Tennessee (2016 Hawai'i Bowl)
Fewest Passing Yards Allowed: 116 vs. Michigan State (1989 Aloha Bowl)
Most Rushing Yards Allowed: 225 vs. Michigan State (1989 Aloha Bowl)
Fewest Rushing Yards Allowed: 65 vs. Notre Dame (2008 Hawai'i Bowl)
Most Turnovers Caused: 3 vs. Middle Tennessee (2016 Hawai'i Bowl)
Most Interceptions: 2 vs. Houston (2003 Hawai'i Bowl); vs. Michigan St. (1989 Aloha Bowl), vs. Middle Tennessee (2016 Hawai'i Bowl)
Most Fumble Recoveries: 2 vs. Arizona State (2006 Hawai'i Bowl); vs. Tulsa (2010 Hawai'i Bowl)
Sacks: 6 vs. Oregon State (1999 O'ahu Bowl); vs. Michigan State (1989 Aloha Bowl)

SPECIAL TEAMS

INDIVIDUAL

Most Field Goals: 3, Eric Hannum (1999 O'ahu Bowl)
Longest Field Goal: 45 yards, Jason Elam vs. Illinois (1992 Holiday Bowl)
Most Punts: 7, Stan Gaudion vs. Louisiana Tech (2018 Hawai'i Bowl)
Longest Punt: 73 yards, Mat McBriar vs. Tulane (2002 Hawai'i Bowl)
Longest Kickoff Return: 52, Ryan Mouton vs. Georgia (2008 Sugar Bowl)
Longest Punt Return: 59, Chad Owens vs. UAB (2004 Hawai'i Bowl)
Longest Kickoff Return For A Touchdown: 42, Britton Komine vs. UAB (2004 Hawai'i Bowl)
Longest Punt Return For A Touchdown: 59, Chad Owens vs. UAB (2004 Hawai'i Bowl)

*NCAA Bowl game record

NATIONAL TV APPEARANCES

Date	Opponent	Network	Result
11/14/81	Brigham Young	ABC	L, 3-13
10/16/82	Brigham Young	ABC	L, 25-39
11/20/82	at New Mexico	WTBS	L, 17-41
10/1/83	San Diego State	CBS	T, 27-27
12/7/85	Brigham Young	ESPN	L, 6-26
12/6/86	Michigan	ESPN	L, 10-27
11/21/87	Air Force	ESPN	L, 31-34
12/5/87	Arkansas	ESPN	L, 20-38
10/22/88	Brigham Young	ESPN	L, 23-24
12/89/89	Air Force	ESPN	T, 35-35
12/25/85	Michigan State#	ABC	L, 13-33
9/1/90	Texas A&M	ESPN	L, 13-28
11/30/91	Notre Dame	ESPN	L, 42-48
12/30/92	vs. Illinois*	ESPN	W, 27-17
9/2/95	Texas	ESPN2	L, 17-38
11/18/95	San Diego State	ESPN2	L, 10-49
8/31/96	Boston College	ESPN2	L, 21-24
11/29/97	Notre Dame	ESPN	L, 22-23
9/3/98	Arizona	ESPN2	L, 6-27
11/28/98	Michigan	ESPN2	L, 17-48
12/25/99	Oregon State%	ESPN	W, 23-17
10/26/01	Fresno State	ESPN	W, 38-34
12/8/01	Brigham Young	ESPN2	W, 72-45
9/6/02	at Brigham Young	ESPN	L, 32-35
10/25/02	at Fresno State	ESPN2	W, 31-21
11/30/02	Alabama	ESPN	L, 16-21
12/25/02	Tulane\$	ESPN	L, 28-36
9/13/03	at USC	Fox Sports Net	L, 32-61
9/19/03	at UNLV	ESPN2	L, 22-33
11/29/03	Alabama	ESPN	W, 37-29
12/6/03	Boise State	ESPN2	L, 28-45
12/25/03	Houston&	ESPN	W, 54-48 (3ot)
10/29/04	at Boise State	ESPN2	L, 3-69
11/12/04	at Fresno State	ESPN	L, 14-70
12/4/04	Michigan State	ESPN2	W, 41-38
12/24/04	UAB&	ESPN	W, 59-40
9/3/05	USC	ESPN2	L, 17-63
10/29/05	Fresno State	ABC	L, 13-27
11/25/05	Wisconsin	ESPN2	L, 24-41
12/2/06	Oregon State	ESPN	L, 32-35
12/24/06	Arizona State&	ESPN	W, 41-34
10/12/07	at San José State	ESPN	W, 42-35 (ot)
11/10/07	Fresno State	ESPN2	W, 37-30
11/16/07	at Nevada	ESPN2	W, 28-26
11/23/07	Boise State	ESPN2	W, 39-27
12/1/07	Washington	ESPN2	W, 35-28
1/1/08	vs. Georgia@	FOX	L, 10-41
10/17/08	at Boise State	ESPN	L, 7-27
12/6/08	Cincinnati	ESPN2	L, 24-29
12/24/08	Notre Dame&	ESPN	L, 21-49
9/30/09	at Louisiana Tech	ESPN2	L, 6-27
11/28/09	Navy	ESPNU	W, 24-17
12/5/09	Wisconsin	ESPN2	L, 10-51
9/2/10	USC	ESPN	L, 36-49
9/11/10	at Army	CBS College	W, 31-28
9/18/10	at Colorado	Fox College	L, 13-31
11/6/10	at Boise State	ESPNU	L, 7-42
12/24/10	Tulsa&	ESPN	L, 35-62
9/3/11	Colorado	ESPN2	W, 34-17

Date	Opponent	Network	UH-OPP
9/17/11	at UNLV	Mountain Network	L, 20-40
10/14/11	at San José State	ESPN	L, 27-28
11/12/11	at Nevada	ESPNU	L, 28-42
12/3/11	Brigham Young	ESPN2	L, 20-41
9/1/12	at USC	FOX	L, 14-49
9/22/12	Nevada	NBC Sports	L, 24-69
9/28/12	at Brigham Young	ESPN	L, 0-47
10/6/12	at San Diego State	CBS College	L, 14-52
11/10/12	Boise State	NBC Sports	L, 14-49
11/16/12	at Air Force	ESPN2	L, 7-21
8/29/13	USC	CBS College	L, 13-30
9/7/13	at Oregon State	Pac 12 Network	L, 14-33
11/2/13	at Utah State	CBS College	L, 10-47
11/9/13	at Navy	CBS College	L, 28-42
11/16/13	San Diego State	CBS College	L, 21-28(ot)
8/30/14	Washington	CBS College	L, 16-17
9/6/14	Oregon State	CBS College	L, 30-38
9/20/14	at Colorado	Pac 12 Network	L, 12-21
10/18/14	at San Diego State	CBS College	L, 10-20
11/8/14	at Colorado State	ESPNU	L, 22-49
9/3/15	Colorado	CBS Sports	W, 28-20
12/12/15	at Ohio State	Big Ten Network	L, 0-38
9/26/15	at Wisconsin	Big Ten Network	L, 0-28
10/3/15	at Boise State	ESPN2	L, 0-55
10/31/15	Air Force	CBS Sports	L, 7-58
8/26/16	vs. California	ESPN	L, 31-51
9/3/16	at Michigan	ESPN	L, 3-63
9/17/16	at Arizona	Pac 12	L, 28-47
11/5/16	at San Diego State	CBS Sports	L, 0-55
12/12/16	Boise State	CBS Sports	L, 16-52
12/24/16	Middle Tennessee^	ESPN	W, 52-35
9/9/17	at UCLA	Pac 12	L, 23-56
9/23/17	at Wyoming	ESPN2	L, 21-28 (ot)
10/7/17	at Nevada	CBS Sports	L, 21-35
10/28/17	San Diego State	ESPN2	L, 7-28
11/25/17	Brigham Young	CBS Sports	L, 20-30
8/25/18	at Colorado State	CBS Sports	W, 43-34
9/1/18	Navy	CBS Sports	W, 59-41
9/15/18	at Army	CBS Sports	L, 21-28
10/13/18	at Brigham Young	ESPN2	L, 23-49
10/27/18	at Fresno State	ESPN2	L, 20-50
11/24/18	at San Diego State	ESPNU	W, 31-30 (ot)
12/22/18	Louisiana Tech!	ESPN	L, 14-31

All games played at Aloha Stadium (Honolulu) unless otherwise noted

Jeep Eagle Aloha Bowl (Aloha Stadium, Honolulu)

* at Thrifty Car Rental Holiday Bowl (Jack Murphy Stadium, San Diego, CA)

% Jeep O'ahu Bowl (Aloha Stadium, Honolulu)

\$ ConAgra Foods Hawai'i Bowl (Aloha Stadium, Honolulu)

& Sheraton Hawai'i Bowl (Aloha Stadium, Honolulu)

@ Allstate Sugar Bowl (Louisiana Superdome, New Orleans, LA)

^ Hawai'i Bowl (Aloha Stadium, Honolulu)

! SoFi Hawai'i Bowl (Aloha Stadium, Honolulu)

All-Time Record on National Television: 23-77-2 (.235)

at Aloha Stadium: 16-40-2 (.293)

on the road: 6-35 (.146)

at neutral site: 1-2 (.333)

NATIONAL RANKINGS

NATIONAL RANKINGS

Season	A.P.	Coaches	U.P.I.
1981			
Sept. 9	18	-	16
1989			
Oct. 2	-	-	T 20
Oct. 9	-	-	T 19
Oct. 30	-	24	-
Nov. 6	-	24	-
Nov. 13	24	24	-
Nov. 20	24	24	-
Nov. 27	23	23	19
Dec. 4	23	23	19
Dec. 11	25	25	-
1992			
Sept. 28	23	23	-
Nov. 1	-	25	-
Nov. 8	24	23	-
Nov. 15	-	25	-
Jan. 2 & 3	20	20	-
2002			
Nov. 26	-	24	-
2006			
Nov. 19	25	25	-
Nov. 26	24	23	-
Jan. 9	-	24	-
2007			
Preseason	23	24	-
Sept. 2	20	22	-
Sept. 9	24	22	-
Sept. 16	19	18	-
Sept. 23	19	17	-
Sept. 30	16	15	-
Oct. 7	16	16	-
Oct. 14	17	17	-
Oct. 21	16	16	-
Oct. 28	12	12	-
Nov. 4	14	14	-
Nov. 11	13	13	-
Nov. 18	14	14	-
Nov. 25	11	11	-
Dec. 2	10	10	-
Jan. 7 & 8	19	17	-
2010			
Nov. 28	25	-	-
Dec. 5	24	25	-

Highest National Ranking (Major Polls)

A.P. - 10th (Dec. 2, 2007)

Coaches - 10th (Dec. 2, 2007)

U.P.I. - 16th (Sept. 9, 1981)

Most Weeks Ranked (Single Season)

A.P. - 15 (2007)

Coaches - 15 (2007)

U.P.I. - 4 (1989)

RECORD VS. RANKED TEAMS

Date	Opponent	OPP RK*	UH RK*	Result
10/20/56	at Iowa	15	-	L, 0-34
12/3/71	Nebraska	1	-	L, 3-45
10/28/72	at Tennessee	16	-	L, 2-34
11/29/75	San José State	15	-	W, 30-20
12/4/76	Nebraska	19	-	L, 3-68
9/16/78	at Nebraska	12	-	L, 10-56
12/2/78	USC	3	-	L, 5-21
10/5/79	at Brigham Young	20	-	L, 15-38
11/14/81	Brigham Young	17	-	L, 3-13
12/4/82	Nebraska	3	-	L, 16-37
9/22/84	Brigham Young	4	-	L, 13-18
11/23/85	Air Force	10	-	L, 20-27
12/7/85	Brigham Young	9	-	L, 6-26
12/6/86	Michigan	4	-	L, 10-27
9/3/88	Iowa	9	-	W, 27-24
11/19/88	Wyoming	16	-	L, 22-28
10/28/89	Brigham Young	18	-	W, 56-14
12/25/89	Michigan St. (Aloha Bowl)	22	-	L, 13-33
9/1/90	Texas A&M	13	-	L, 13-28
12/1/90	Brigham Young	4	-	W, 59-28
9/7/91	at Iowa	15	-	L, 10-53
11/30/91	Notre Dame	18	-	L, 42-48
9/3/98	Arizona	24	-	L, 6-27
11/28/98	Michigan	15	-	L, 17-48
9/4/99	USC	21	-	L, 7-62
10/7/00	at TCU	14	-	L, 21-41
10/26/01	Fresno State	18	-	W, 38-34
12/8/01	Brigham Young	9	-	W, 72-45
11/30/02	Alabama	14	-	W, 37-29
9/13/03	at USC	4	-	L, 32-61
12/6/03	Boise State	18	-	L, 28-45
10/29/04	at Boise State	18	-	L, 3-69
9/3/05	USC	1	-	L, 17-63
9/23/06	at Boise State	25	-	L, 34-41
11/23/07	Boise State	17	14	W, 39-27
1/1/08	vs. Georgia (Sugar Bowl)	4	10	L, 10-41
8/30/08	at Florida	5	-	L, 10-56
10/4/08	at Fresno State	22	-	W, 32-29 ot
10/17/08	at Boise State	15	-	L, 7-27
12/6/08	Cincinnati	13	-	L, 24-29
10/24/09	Boise State	6	-	L, 9-54
9/2/10	USC	14	-	L, 36-49
10/16/10	Nevada	19	-	W, 27-21
11/6/10	at Boise State	2	-	L, 7-42
9/1/12	at USC	1	-	L, 10-49
8/29/13	USC	24	-	L, 13-30
9/28/13	Fresno State	25	-	L, 37-42
8/30/14	Washington	25	-	L, 16-17
9/12/15	at Ohio State	1	-	L, 0-38
9/26/15	at Wisconsin	22	-	L, 0-28
9/3/16	at Michigan	7	-	L, 3-66
11/12/16	Boise State	24	-	L, 16-52
11/3/18	Utah State	18	-	L, 17-56

All-Time Record vs. Nationally Ranked Teams: 10-43

at home: 9-26 | on the road: 1-16 | at neutral site: 0-1

First Win vs. Nationally Ranked Team:

vs. No. 15 San José State (30-20), Nov. 29, 1975, Aloha Stadium

First Win vs. Nationally Ranked Team on the Road:

at No. 22 Fresno State (32-29 ot), Oct. 4, 2008, Fresno, Calif.

Highest Ranked Opponent:

vs. No. 1 Nebraska (lost, 45-3), Dec. 3, 1971, Honolulu Stadium

vs. No. 1 USC (lost, 63-17), Sept. 3, 2005, Aloha Stadium

at No. 1 USC (lost, 49-10), Sept. 1, 2012, Los Angeles

at No. 1 Ohio State (lost, 38-0), Sept. 12, 2015, Columbus, Ohio

Biggest Upsets:

vs. No. 4 Brigham Young (59-28), Dec. 1, 1990, Aloha Stadium

vs. No. 9 Iowa (27-24), Sept. 3, 1988, Aloha Stadium

vs. No. 9 Brigham Young (72-45), Dec. 8, 2001, Aloha Stadium


ALL-TIME HEAD COACHES

Year	Seasons	Coach	OVERALL RECORD				COLLEGIATE RECORD			
			W	L	T	Pct.	W	L	T	Pct.
1909-11	3	Austin Jones	8	6	0	.571	-	-	-	-
1912-14		No Team								
1915	1	John Peden	5	1	1	.786	-	-	-	-
1916	1	William Britton	3	2	1	.583	-	-	-	-
1917-19	3	David Crawford	11	1	2	.857	-	-	-	-
1920	1	Raymond Elliot	6	2	0	.750	0	1	0	.000
1921-39	19	Otto "Proc" Klum	84	51	7	.616	21	27	0	.438
1940	1	Eugene "Luke" Gill	2	5	0	.286	1	2	0	.333
1941	1	Gill/Kaulukukui*	8	1	0	.889	3	0	0	1.000
1942-45		No Team								
1946-50	5	Tom Kaulukukui	34	18	3	.645	12	18	1	.403
1951	1	Archie Kodros	4	7	0	.364	1	5	0	.167
1952-60	9	Hank Vasconcellos	43	46	3	.484	18	32	1	.363
1961		No Team								
1962-64	3	Jim Asato	15	12	0	.556	5	11	0	.313
1965	1	Clark Shaughnessy	1	8	1	.150	1	7	0	.125
1966	1	Phil Sarboe	4	6	0	.400	3	6	0	.333
1967	1	Don King	6	4	0	.600	6	4	0	.600
1968-73	6	Dave Holmes	46	17	1	.722	45	17	1	.722
1974-76	3	Larry Price	15	18	0	.455	15	18	0	.455
1977-86	10	Dick Tomey	63	46	3	.576	63	46	3	.576
1987-95	9	Bob Wagner	58	49	3	.541	58	49	3	.541
1996-98	3	Fred vonAppen	5	31	0	.139	5	31	0	.139
1999-2007	9	June Jones	76	41	0	.634	76	41	0	.634
2008-11	4	Greg McMackin	29	25	0	.537	29	25	0	.537
2012-15	4	Norm Chow	10	36	0	.217	10	36	0	.217
2015	0+	Chris Naeole	1	3	0	.250	1	3	0	.250
2016-18	3	Nick Rolovich	18	22	0	.450	18	22	0	.450
Totals	101	24 coaches	555	458	25	.547	391	401	9	.494

* - indicates co-head coaches

Conference Records

Coach	Conf.	Record	Pct	Titles
Dick Tomey	WAC	33-24-2	.576	
Bob Wagner	WAC	31-40-1	.438	
Fred vonAppen	WAC	2-22	.083	
June Jones	WAC	47-24	.662	1992, 2007
Greg McMackin	WAC	18-13	.581	2010
Norm Chow	MW	4-25	.138	
Chris Naeole	MW	0-3	.000	
Nick Rolovich	MW	10-14	.417	



June Jones led UH to a pair of WAC titles and is the only coach in school history to lead his team to an undefeated conference seasons (8-0, 2007).

ALL-TIME ASSISTANT COACHES

Name	Pos.	Years
Ulima Afoa	DL	1995-96
Duane Akina	LB, DB	1983-85
Andre Allen	WR	2018
Dave Aranda	DL, DC	2008-11
Paul "Rocky" Ault	SB, ST	1991-95
Don Bailey	QB, OC	2015
Mark Banker	LB, AHC	1995, 2018
Corey Batoon	S, DC	2018
Al Kalani Beaver	DL, LB	1990-94
Guy Benjamin	QB, OC	1996-97
Rick Blangiardi	LB, DC	1972-76
Bob Burt	LB, DL	1977-79
Dom Capers	DB	1975-76
Michael Carter	QB	1995
Mike Cavanaugh	OL	1999-204
Mayur Chaudhari	ST	2016-17
Kayo Chung	OL, LB	1954-67
Kevin Clune	DC	2014
Jim Cochran	OL, DL	1994-95
Jake Cookus	ST	2015
Darrel "Mouse" Davis	WR	2004-06, '10-11
Geoff DeLapp	WR, TE, SB	1984-90
Chris Demarest	ST, S	2012-14
Don Dillon	RB	1996-98
Dan Dorazio	OL, TE	1975-77
Sean Duggan	LB	2016-17
Brick Durlley	OL, TE	1974
Daryl Edralin	RB, S, LB	1980-90
Abe Elimimian	S, CB	2015-18
Rich Ellerson	ST, LB, DL, AHC, DC	1981-83, '87-91
Wally English	OC	1997
Dave Fagg	QB, OC, AHC	1979-81, '83-86
Ken Flajole	S	1995
Mike Flores	QB, WR	1977-78
Joe Francis	RB	1968-70
Tom Freeman	OL	1975-80
Phil Frye	TE	1998
Alex Gerke	RB, OL	2008
Michael Ghobrial	ST	2018
Jerry Glanville	DC	2005-06
Kurt Gouveia	LB	2014-15
Tim Green	WR, TE, QB	1997-98
Jerry Hardy	OL	1970-74
Tyson Helton	ST	2002-03
Mike Hill	OL	1982-83
Harvey Hyde	DL	1967
Kefense Hynson	WR	2017
Paul Johnson	OC, QB, RB	1987-94
Daronte' Jones	S	2012-14
June Jones	QB	1983
Charles Kaaihue	DL	1974-80
Thom Kaumeyer	DC	2012-13
Doug Kay	DL, DC, AHC	1980-82
Tom Keele	LB, OL, OC	1969-73
Ed Kezirian	OL, TE, ST	1978-81
Walt Klinker	OL	1996
Cal Lee	AHC, LB, DC	2003-11
Ron Lee	WR, OC	1999-2009
Tommy Lee	OC	2012
Kevin Lempa	DC	2000-02, '16
Don Lindsey	OC, DC, AHC	1996-98
Ricky Logo	DL	2018
George Lumpkin	DL, LB, S, DC, AHC	1974-95, '99-2009

Name	Position	Years
Larry MacDuff	DL, ST	1984-86
Ikaika Malloe	LB, ST	2008
Ron Marciel	QB, WR	1971-72
Ken Margerum	WR	1996
Tom Mason	LB, DC	2015
Luke Matthews	WR	2014-15
Pat McClurg	OL, TE	1982-83
Bob McCray	LB	1968-69
Dennis McKnight	ST, OL	1999-2000, '07
Greg McMackin	DC	1999, 2007
Rich Miano	AHC, S	1999-2011
Trent Miles	WR/S	1995-96
Dan Morrison	QB	1999-2007
Wayne Moses	RB	2014-15
Cal Murphy	OC	1968-72
Chris Naeole	OL, AHC	2013-17
Greg Newhouse	S	1988-89
Ken Niumatalolo	OL, WR	1992-94
Greg Olejack	OL	1997-98
Lewis Powell	DL	2012-14
Al "Buzz" Preston	S, WR, ST	1987-93
Larry Price	OL, DL, DC	1967-73
Mickey Pruitt	S	1997-98
Mike Rasmussen	QB, WR	1975-76
Phil Rauscher	TE	2012-13
Jeff Reinebold	DL, ST	2006-07
Ed Riewerts	OL	1984-86
Adam Rita	WR, OC	1979-82
Nick Rolovich	QB, OC	2008-11
Bob Ryan	WR	1973
Lance Samuseva	DL	2015
Rip Scherer	RB	1977-78
Doug Semones	DL, ST	1996-98
Mike Sewak	WR, OL	1987-94
Gordon Shaw	OL	2009-11
Roy Shivers	RB	1974
Vantz Singletary	DL	1999-2004
Chris Smeland	DB, LB, DC	1991-94
Brian Smith	OL, RB, TE, OC, AHC	2008-11, '16-18
Bill "Kanani" Souza	TE, OL, DL, OC, ST	1986-95
Craig Stutzmann	QB	2016-18
Wes Suan	RB	1999-2007
Legi Suaiaunoa	DC	2016-17
Al Tanara	-	1967
Myron Tarkanian	DB	1967
Troy Thomas	OLB	1998
Dick Tomey	ST	2011
Chris Tormey	ST, S	2010-11
Tony Tuioti	DL, LB	2010-13
Rowen Tupuivao	LB	1987
Keith Uperesa	RB	2012
Bob Wagner	LB, DB, DC	1977-86
Mark Weber	OL	2018
Chris Wiesehan	OL, RB	2012-13
Tom Williams	LB, DC	1996-98
Jordan Wynn	QB	2014
Jacob Yoro	LB, S	2017-18
Dick Zornes	S	1968-70

from 1967

ALL-TIME LETTERWINNERS

◀ A-A-A ▶

Abihai, Wadsley ___ 1972-74
 Abreu, Frank ___ 2016
 Abreu, Melvin ___ 1940, '46
 Abreu, Sean ___ 1988-90
 Abrew, Lawrence ___ 1939
 Abrew, Melvin ___ 1939
 Acohidio, Vince ___ 1984
 Acosta, Bob ___ 1975, '77
 Adams, Theo ___ 1984-85, '87
 Addison, Bryan ___ 1989
 Adler, Steve ___ 1970
 Afalava, Kesi ___ 1979, '81-83
 Affonso, William 1963-64, '66
 Afusua, Kody ___ 2011-14
 Agbayani, Brendyn ___ 1995
 Aguiar, Keali'i ___ 2002-03
 Ah Loo, Kyle ___ 1986-87
 Ah New, José ph ___ 1951
 Ah Quin, Zeff ___ 1996, 1998
 Ah Sam, Mahealani ___ 1954
 Ah Soon, Keith ___ 2005-08
 Ah You, Wade ___ 1951
 Ah Yuen, Keith ___ 1978-81
 Ahart, William ___ 1978
 Ahmad, Po'okela ___ 2007-10
 Ahrens, Roy ___ 1934-36
 Ahu, Aran ___ 1970, '72-73
 Ahu, Bobby ___ 1969
 Ahuna, Augustine ___ 1934-35
 Ahuna, William ___ 1932-35
 Aikman, Al ___ 1966
 Aina, Punahou ___ 1994-95, '97
 Ainoma, Dan ___ 1923, '25
 Aiu, Charles ___ 1972-75
 Aiwohi, Francis ___ 1930-33
 Akana, Ben ___ 1946
 Akana, Kekuhaupio 1979-80
 Akee Choy, Vernon ___ 1936-39
 Akeo, Lester ___ 1957
 Aki, George ___ 1934-36
 Akina, Kainoa ___ 2003-05
 Akins, Curtis ___ 1974-75
 Akiona, Francis ___ 1946
 Akiu, Mike ___ 1982-84
 Akiu, Mike Jr. ___ 2002-03
 Akoteu, Sam ___ 2016-18
 Akpan, Tony ___ 2003-05
 Ala, Houston ___ 2000-03
 Ala, Tui ___ 2000
 Ala, Tuinana ___ 1973-74
 Alama-Francis, Ikaika ___ 2003-06
 Alapa, Keani ___ 2000-03
 Albinio, Peter ___ 1991
 Alcantara, Felix ___ 1968-70
 Aleaga, Link ___ 1987
 Alencastre, Melvin ___ 1950-51
 Alexander, Carl ___ 1982-84
 Alexander, Greg ___ 2008-09
 Alexander, Kirk ___ 2005-06
 Alfonso, William ___ 1965
 Aliipule, Al ___ 1992-93
 Allen, Dejon ___ 2014-17
 Allen, Gary ___ 1978-81
 Allen, Walter ___ 1975
 Allen-Jones, Cameron 2007-08
 Allen-Jones, CJ ___ 2004, '06-08
 Almadova, Bryan ___ 1980-82
 Alo, Edmund ___ 1951
 Alo, Kaeo ___ 2012
 Alo, Kamalani ___ 2010-13

Alo, Kimo ___ 2009
 Alo, Simeon 1969-70, '72-73
 Alualu, Tupu ___ 1993-95
 Amadi, Chinedu ___ 2012
 Amii, Grant ___ 1965, 1972
 Amina, Jay ___ 1997
 Amona, William ___ 1946
 Among, William ___ 1930-33
 Amosa, Amosa ___ 1985-88
 Amosa, Lene ___ 1991-93
 Amrein, Todd ___ 1987
 Anae, Brad ___ 1976
 Anderson, Carlos ___ 1991-94
 Anderson, Herbert ___ 1964
 Anderson, John ___ 1933
 Anderson, Michael ___ 1995
 Andrews, Alapa'i ___ 2000-02
 Anguay, Samson 2013-14, '16
 Annilo, John ___ 1974, '76
 Anzai, David ___ 1964
 Aoki, Paul ___ 1966-68
 Apao, Dick ___ 1958
 Apao, Dirk ___ 1984-85
 Apelu, Augie ___ 1987-89
 Apisa, Bill ___ 1963-64
 Apo, Andrew ___ 1937
 Apoliana, Francis ___ 1936
 Apuakehau, Sani ___ 1994
 Arafiles, Damien ___ 1998
 Araki, Charles ___ 1952-55
 Arelliano, Dino ___ 1981-82
 Arimoto, Melvin 1960, '62-63
 Arioli, Ronald ___ 1953
 Ariyoshi, Henry ___ 1952-55
 Armstrong, Feiama ___ 1999-2000
 Armstrong-Brown, Marcus ___ 2017-18
 Arnold, John ___ 1972
 Arnold, Larry ___ 1967-69
 Arvanetis, Mike ___ 1977-78
 Asami, Yoshiji ___ 1949-51
 Asato, Aaron ___ 1965
 Asato, Jimmy ___ 1949-51
 Ash, Terry ___ 1965
 Asmus, Jim ___ 1979-80
 Au, Robert ___ 1959-60, '62
 Audick, Daniel ___ 1974-76
 Aufai, Josh ___ 2006
 Augafa, Justice ___ 2018
 Austin, Blase ___ 1997
 Austin, Leon ___ 1986-87
 Austin, Phil ___ 1998-99
 Austin, Shane ___ 2009-11
 Autele, Tasi ___ 1990-91
 Avery, Joe ___ 2008-11
 Avila, Joaquin ___ 1997-2000
 Awai, Dan ___ 1954
 Awai, Garrett ___ 1991
 Awtrey, Ramon ___ 1953
 Ayat, Justin ___ 2001-04
 Ayeni, Rufus ___ 1996-97
 Ayers, Bill ___ 1967-68, '70
 Ayers, Pat ___ 1962
 Ayers, William ___ 1966

◀ B-B-B ▶

Babcock, Frank ___ 1955
 Babers, Dino 1979-80, '82-83
 Babka, Beau ___ 1981
 Bacon, James ___ 1946-47, '49
 Bain, Aaron ___ 2005-08

Bain, John ___ 1970-71
 Baird, Jeff ___ 1999
 Baker, Billy ___ 1971-72
 Baker, Kevin ___ 1977
 Baker, Noland ___ 1978, '80-81
 Balangitao, Joe ___ 1952
 Barbour, Dave ___ 1977-78
 Barker, Ammon ___ 2014-17
 Barnes, Jack ___ 1970-71
 Barnett, Joaquin ___ 1987-90
 Barsuk, Jim ___ 1969-70
 Bartz, Denis ___ 1971
 Bass, Mike ___ 2001-03
 Bass, Ray ___ 2004
 Battin, Ryan ___ 1994-95, '97
 Battle, Marvin ___ 1976
 Bauman, Neal ___ 1966
 Bayne, Wendell ___ 1937
 Bayus, Tony ___ 1975
 Beasley, Brian ___ 1974
 Beaver, Alfred ___ 1963
 Beazley, Michael ___ 1981, '83-85
 Belcher, Brian ___ 1985-87
 Belcher, William ___ 1960
 Bell, Charles ___ 1960, '62
 Bell, Craig ___ 2009
 Bell, David ___ 1963
 Bell, George ___ 1977-80
 Bell, John ___ 1979-80
 Bell, Terence ___ 2010-11
 Bell, William ___ 1984-87
 Bengston, Mike ___ 1969
 Bennett, Hal ___ 1976
 Bennett, Mike ___ 1992-94
 Bennett, Omar ___ 2002
 Benozo, Guy ___ 1990
 Bento, Martin ___ 1991
 Bernal-Wendt, Stephan ___ 2017
 Bernard, Isaiah ___ 2015, '17
 Berry, Stanley ___ 1973-76
 Berryman, Dan ___ 2000
 Bess, Davone ___ 2005-07
 Bessette, Charles ___ 1946-49
 Bethea, J.D. ___ 1980-81
 Bethley, Khoury ___ 2018
 Bethune, Benny ___ 1973-74
 Bhonapha, Keith 1999-2002
 Bickford, Gene ___ 1971
 Bilbro, Chris ___ 1966-67
 Birdsong, Norris ___ 1975-76
 Biscotti, Mike ___ 1970-72
 Black, Chris ___ 2008-09
 Black, Wayne ___ 1978-79
 Blackburn, Ikaika ___ 2001-04
 Blackburn, Orlando ___ 1931
 Blackstead, Ted ___ 1931
 Blakeney, Robby ___ 1992-95
 Blangiardi, Rick ___ 1965-66
 Blount, Dustin ___ 2009-10
 Bobbitt, Celnell ___ 1995, '98
 Bondi, Mauro ___ 2015
 Bonner, Bill ___ 1947-50
 Borden, Kamuela ___ 2018
 Borden, Kawika ___ 2011, '13
 Borden, Noah ___ 2015-18
 Boskie, Phillip ___ 1953
 Botelho, Don ___ 1954-57
 Bouit, Johann ___ 1991-93
 Bourne, Peter ___ 1972
 Bowens, Kwamane ___ 2013
 Boyda, Bill ___ 1968-70

Boyle, Michael ___ 2018
 Bradley, Rodney ___ 2009-10
 Bradley, Wayne ___ 1974
 Bradshaw, English ___ 1964
 Brady, Kerry ___ 1985
 Branch, Darrick ___ 1989-92
 Brantley, David ___ 1989-90
 Brash, Lionel ___ 1947
 Bratcher, Buck ___ 1932-33
 Bredy, Jeff ___ 1994-95
 Breland, Jeff ___ 1981, '83
 Brennan, Colt ___ 2005-07
 Brewster, Michael ___ 2002-04
 Brickner, Francis ___ 1937
 Briggs, Walter ___ 1986-89
 Bright, Ben ___ 1995-98
 Bright, Darius ___ 2011-12
 Briner, Howard ___ 1937
 Broad, Gordon ___ 1964
 Broadway, Lamar ___ 2002-05
 Brockaw, David ___ 1975-77
 Brodie, Lex ___ 1934-35
 Brogan, Tom ___ 1952
 Brogan, William ___ 2006
 Broman, Max ___ 2016-17
 Brooks, Attrice ___ 1999
 Brooks, Kent ___ 1965
 Brooks, Rinda ___ 1997, 2000
 Brown, Aaron ___ 2010-11
 Brown, Abe ___ 1971-72
 Brown, Allen ___ 1925
 Brown, Chris ___ 1999-2002
 Brown, Clive ___ 1959
 Brown, dru ___ 2016-17
 Brown, Ronald ___ 1950
 Brown, Tyrone ___ 2002-03
 Browne, Danny ___ 1981
 Brownholtz, Cole ___ 2017
 Bruce, Steve ___ 1972
 Bryant, Jeremy ___ 2009-10
 Buchanan, Tim ___ 1968
 Buckley, Brian ___ 1967-68
 Bukoski, Duke ___ 2014-15
 Bunn, Dale ___ 1975
 Burso, Alex ___ 1937-38
 Bush, Ellsworth ___ 1950-52
 Butler, Dejaun ___ 2015-16
 Butler, Ray ___ 1981-82
 Butts, Sean ___ 1999-2002
 Byrd, Cedric ___ 2018

◀ C-C-C ▶

Cabral, Jeff ___ 1977-79
 Cader, Dan ___ 1974
 Cadiz, Joey ___ 2010-11
 Calhoun, Akili ___ 1989-91
 Calveria, Francis ___ 1962-64
 Camanse-Stevens, Makoa ___ 2015-16
 Cambra, Bruce ___ 1962
 Cambra, Jules ___ 1956-59
 Cambra, Lowell ___ 1962
 Cameron, John ___ 1955
 Campbell, Bob M. ___ 1962-63
 Campbell, Bob P. ___ 1962
 Campbell, Calvin ___ 1940
 Campbell, Tavis ___ 1999-2000
 Canon, Ryan ___ 2000
 Carey, James ___ 1936
 Carey, Tim ___ 1997
 Carmichael, Sidney ___ 1936
 Carmona, Camron ___ 2007

ALL-TIME LETTERWINNERS

Carpenter, Dan _____ 1965
 Carpenter, Richard ___ 1949-52
 Carpenter, Thomas _____ 1946
 Carroll, John _____ 1960, '62
 Carroll, Sam _____ 1984-87
 Carson, Glenn _____ 1992-94
 Carter, Dwight _____ 1998-99
 Carter, James _____ 1974-75
 Carter, Michael _____ 1990-93
 Carvalho, Bernard _____ 1980-83
 Casillas, Carlos _____ 1965
 Cassel, Kolney _____ 2018
 Cassidy, Murray _____ 1969-70
 Castillo, Romy _____ 1969
 Castro, Jeremy _____ 2014-15
 Castro, Lyle _____ 1999, 2003
 Castro, Nick _____ 1981, '83
 Cavaco, Russell _____ 1965
 Cavaco-Amoy, Ho'oikaika _____
 _____ 2010, '12
 Chan, Earnest _____ 1930-31
 Chang, Gordon _____ 1952
 Chang, Timmy 2000, 2002-04
 Chapman, Brian _____ 1994-97
 Chappell, Mark _____ 1987
 Charles, Jade _____ 1997
 Chavies, Sylvester _____ 1972-73
 Cheney, Gary _____ 1972
 Cherry, Raphael _____ 1981-84
 Chibana, Warren _____ 1951
 Ching, Clayton _____ 1955-56
 Ching, Shawn _____ 1988-91
 Chistekoff, Greg _____ 1990
 Chock, Colin _____ 1954-57
 Chock, Harry _____ 1939-40
 Choi, Andrew _____ 2018
 Choi, Zeno _____ 2015-18
 Chong, Elroy _____ 1971-72
 Choo, Andrew _____ 1946-49
 Chopp, Alonzo _____ 2005-08
 Chow, Mike _____ 1963-65
 Choy, Kaha'i _____ 2010
 Christian, Steven _____ 2010
 Chu, Abraham _____ 1951
 Chun, Kenton _____ 2011
 Chun, Marc _____ 1971
 Chung, Kai Bong _____ 1940, '46
 Chung, Kaiwi _____ 2016-18
 Chung, Kayo _____ 1936-39
 Chung, Norman _____ 1960, '62
 Chung, Raymond _____ 1951
 Ciacci, Lane _____ 1973
 Clapp, Justin _____ 2010-12
 Clark, Chester _____ 1971
 Clark, George _____ 1933-36
 Clark, Nicky _____ 1975
 Clark, Tom _____ 1977-78
 Clarke, Ben _____ 2012-15
 Clay, Brian _____ 2011
 Clay, Charles _____ 2011-13
 Clay, Tonnie _____ 1983
 Cleveland, Andrew _____ 1973-76
 Clore, Victor _____ 2006-09
 Clowers, Brett _____ 2000-01
 Cluney, Wilson _____ 2002-03
 Cobb-Adams, Kamuela _____
 _____ 1995-98
 Cockett, Frank _____ 1936
 Cockett, Herbert _____ 1936-38
 Cockett, Robert _____ 1964
 Cockheran, Jeremiah 2002-03
 Cofer, Craig _____ 2011-13

Colbert, Justin _____ 1999-2002
 Cole, Larry _____ 1967
 Coleman, Anapuni _____ 2005
 Coleman, Duane 1979, '81-83
 Coleman, Tim _____ 1978
 Coleman, William _____ 1946-48
 Collie, Dylan _____ 2015-17
 Collins, Louis _____ 1923-25
 Collins, Louis _____ 1940, '46-48
 Collins, Sam _____ 1996-97
 Collins, Scott _____ 2010
 Coloma, Burton _____ 1977-79
 Colvin, John _____ 1963
 Conkling, Lloyd _____ 1939-40
 Conley, John _____ 1972
 Conley, Kent _____ 1977-78
 Cook, Larry _____ 1967
 Cooper, Foti _____ 1984
 Corazza, Ron _____ 1966
 Cordeiro, Chevan _____ 2018
 Correa, Haku _____ 2009-12
 Correa, Laanui _____ 2000-02
 Correia, Joe _____ 1998-99
 Costello, Jim _____ 1969-70
 Costello, Rich _____ 1966
 Coughlin, Pat _____ 1967
 Coulson, Michael _____ 1988-89
 Coulter, Robert _____ 1939-40
 Cox, Jon _____ 1966
 Cox, Mario _____ 2005
 Cox, Nalei _____ 1991-94
 Cravalho, Josiah _____ 2002
 Cravens, Siaki _____ 2010-11
 Crayton, Earl _____ 1970, '72
 Crichton, Don _____ 1981, '83
 Crosby, George _____ 1971
 Cross, Chris _____ 1965
 Cross, William _____ 1951
 Crouch, Richard _____ 1968
 Crowell, Danny _____ 1984-86
 Crowell, Robert _____ 1946-47
 Cruickshank, Bruce _____ 1923-25
 Cruickshank, Ed _____ 1962
 Cruickshank, Jim _____ 1922-25
 Cruise, James _____ 1955
 Cruz, Luibeck _____ 1955
 Cullinan, Brent _____ 1979-80
 Cummins, Greg _____ 1977-78
 Cunningham, Phil _____ 1992-95
 Curran, Ikaika _____ 2002-05
 Currie, Bob _____ 1970-71
 Cyrus, John _____ 1971, '73

◀ D-D-D ▶

Daily-Lyles, George _____ 2010-13
 Dale, Elijah _____ 2018
 Daley, Brenden _____ 2012-13
 Daley, Ricky _____ 1996
 Dalton, Donovan _____ 2018
 Dang, Johnny _____ 1946-49
 Daniel, Clint _____ 2010
 Daniels, Harry _____ 1952-54
 Danielson, William _____ 1984
 Darke, Billy _____ 1967
 David, Paul _____ 1969
 Davies, Pete _____ 1962
 Davis, Dan _____ 1972
 Davis, Eddie _____ 1971
 Davis, Joe Gary _____ 1975
 Davis, Joe Louis _____ 1991
 Davis, JoPierre _____ 2006-08
 Davis, Lametrius _____ 2009-10

Davis, Mark _____ 1972
 Davis, Melvin _____ 2015, '18
 Davis, Trevor _____ 2011-12
 Dawson, Charles _____ 1948
 Dean, Desmond _____ 2011
 Dearing, Garrett _____ 2002
 DeCuir, Daryl _____ 1975
 Deering, Tay _____ 1954
 deLaura, Davey _____ 1998-2000
 deLaura, Mel _____ 1974
 deLima, Abner _____ 1955-57
 DeMattei, Gaetano _____ 2014-15
 Derby, Brian _____ 1982-85
 DeRego, Larry _____ 1959
 Derr, Glenn _____ 1958
 Desoto, Manny _____ 1971-74
 Dew, Ben _____ 2013
 Dias, Clarence _____ 1940
 Dias, Clarence _____ 1950
 Dias, Ernest _____ 1936
 Dickerson, Ken _____ 1946
 Dickerson, Ross _____ 2003-06
 Dietrich, Greg _____ 1967
 Dietschy, Steve _____ 1999-2000
 Dileo, Anthony _____ 1997
 Dillehay, Dick _____ 1967
 Dimude, Chizzy _____ 2009-10
 Dine, Charles _____ 1956
 Directo, Dana _____ 1986-89
 Doi, Herbert _____ 1947-49
 Doi, Mansfield _____ 1948-50
 Doi, Masato _____ 1954
 Dombroski, Paul _____ 1976
 Domingo, Alfredo 1958, '60, '62
 Dominique, Jay _____ 2017-18
 Donovan, Jim _____ 1981-82
 Donovan, Joshua _____ 2012-15
 Dornfield, Dick _____ 1960
 Dorothy, Lee _____ 1962-63
 Dorsey, Larry _____ 1974-76
 Dower, Frank _____ 1946-47
 Dowling, Jameel _____ 2008
 Drager, John _____ 1931-32
 Dreisbach, Jude _____ 1993-94
 Duckworth, John _____ 1971-72
 Duncan, Dan _____ 1989-91
 Dunn, Herbert _____ 1936
 Dunnachie, Alex _____ 2009-12
 Dunston, Bill _____ 1968
 Durlington, Alika _____ 2003
 Dustin, Rick _____ 1969-70
 Dutra, Charlie _____ 2001
 Duva, Jeff _____ 1977-78
 Dworsky, David _____ 1969-71
 Dyas, David _____ 1983-86
 Dyer, Skippy _____ 1955-56

◀ E-E-E ▶

Eagle, Dave _____ 1962
 Eaton, Brandon _____ 2002-05
 Eby, Harry _____ 1936
 Edens, Pat _____ 1967
 Edgar, Anthony _____ 1981-82
 Edralin, Daryl _____ 1976
 Edwards, Mike _____ 2011-12
 Edwards, Tala _____ 1984
 Ekno, Jonathan _____ 2001-04
 Elam, Jason _____ 1988-89, 91-92
 Elam, Matt _____ 1997-99
 Eldridge, Tevarua _____ 2015-18
 Eleneki, Benedict _____ 1936-37
 Eli, Asotui _____ 2015-17

Elias, James 1980-81, '83-84
 Elimimian, Abraham 2001-04
 Elimimian, Solomon 2005-08
 Ellerson, Rich _____ 1974, '76-77
 Ellis, Agenhart Jr. 1963-65, '66
 Ellis, Agenhart III _____ 1992-95
 Ellis, Bennie _____ 1966
 Ellison, Gary _____ 1994-97
 Endo, Peter _____ 1959, 1963-64
 Enos, Rykin _____ 2010-12
 Enos, Scott _____ 2009-10
 Erwin, Lawrence _____ 1962-64
 Escobar, Carlos _____ 1958
 Esera, Tala _____ 2003-06
 Espiau, Jacob _____ 1999-2000
 Espinda, Alfred _____ 1934-37
 Espinda, Leonard _____ 1937-38
 Espinoza, Bo _____ 1998-99
 Estes, John _____ 2006-09
 Estes, Kenny _____ 2007, '09-11
 Estores, John _____ 1965
 Evans, Clark _____ 2012-13
 Ewaliko, Keelan _____ 2014-17

◀ F-F-F ▶

Faagau, Wesley _____ 2017
 Faaliliu, Donny _____ 2001
 Faaloolo, Penitito _____ 2014-17
 Faaola, Nuu _____ 1982-85
 Faaumu, Andrew _____ 2009-11
 Faavae, Brown _____ 2003
 Faavae, Junior _____ 1991-94
 Faavi, Derek _____ 2002-05
 Faga, Matt _____ 2003-04
 Failautusi, Foti _____ 1983
 Faimealelei, Justin _____ 2004-05
 Fakava, Heikoti _____ 1985-88
 Falemalu, Paipai _____ 2009-12
 Falemalu, Rashaan _____ 2016-18
 Fanning, James _____ 1960
 Faraimo, Preston _____ 2000-01
 Farmer, Brad _____ 1976
 Farmer, David _____ 2005-08
 Farmer, Jamal _____ 1989-91
 Farney, Mitch _____ 2007
 Farris II, Rojesterman 2016-18
 Fatafehi, Wilson _____ 1967-69
 Faumui, Taase _____ 1991-93
 Feigh, Tim _____ 1972-74
 Fellezs, Sherwin 1952, '55-56
 Fenderson, James 1999-2000
 Fergerstrom, Victor _____ 2004-06
 Ferguson, Jason _____ 2004-05
 Fernandez, Charles _____ 1949
 Fernandez, Charlie _____ 1932
 Fernandez, Ed _____ 1923-26
 Fernandez, Vince 1958-59, '60
 Fernandez, Walters _____ 1925-26
 Ferreira, Edwin _____ 1949
 Fiaseu, Pesefea Jr. _____ 2002
 Field, Harry _____ 1930
 Fife, Chris _____ 1981-82
 Fitsemanu, Aui _____ 1981-82
 Fitzpatrick, Brian _____ 1966-69
 Fitzsimmons, Art _____ 1947
 Flautea, George _____ 1953
 Flaws, Frank _____ 1972
 Fletcher, George 1980, '82-84
 Fletcher, Mike _____ 1974, '76
 Fletcher, Nathan _____ 1978, '80
 Flint, Jared _____ 2001
 Flores, Quentin 1982, '84-85

ALL-TIME LETTERWINNERS

Fo, Mark _____ 1974
 Follner, Matt _____ 1985
 Fong, Harold _____ 1937
 Fonoti, John _____ 2005, '07-09
 Fonseca, Travis _____ 1990-93
 Fontes, Ray _____ 1969-70
 Fonua, Benetton _____ 2012-15
 Foote, Ed _____ 1969-70
 Ford, Eugene _____ 2017-18
 Forester, Briton _____ 2006-07
 Forneris, Louis _____ 1968
 Fomes, John _____ 1966
 Forney, Kynan _____ 1998, 2000
 Foster, Emil _____ 1956
 Foster, Ronald _____ 1960
 Foster, Sam _____ 1956-59
 Fowler, Donald _____ 1951, '53
 Fragas, Harding _____ 1966-67
 Francisco, Akil _____ 2018
 Franco, Alfred _____ 1952
 Frank, Larry _____ 1970-71
 Frazier, Thomas _____ 2004
 Freeman, John _____ 1989-90
 Freitas, Glenn _____ 1993-96
 Freitas, Hartwell _____ 1952-55
 Freitas, Robin _____ 1966
 Frias, Renfred _____ 1988-89
 Friel, Calen _____ 2013-14
 Fritzpatrick, Bruce _____ 1971
 Fruean, B.J. _____ 2005
 Fruean, Renolds _____ 2005-06
 Fruechtel, Tom _____ 1969-71
 Fuata, Lui _____ 1999-2002
 Fuga, Lui _____ 1999-2000, '03-04
 Fujishige, Mitsuo _____ 1933-35
 Fujiwara, George _____ 1949-52
 Fukumoto, Clyde _____ 1965
 Fukunaga, Ryan _____ 1964-65, _____ '66-67
 Funaki, Inoke _____ 2006-09
 Funn, Randy _____ 1964
 Furtado, Richard _____ 1933-36
 Furuta, Dayton _____ 2016-18

◀ G-G-G ▶

Gabriel, Garrett _____ 1987-90
 Gaetano, Bill _____ 1969, '71
 Gagen, Tom _____ 1970
 Gaison, Blane _____ 1976, '78-80
 Galdeira, Guyton _____ 2005-08
 Galeai, Fiti _____ 1993
 Galeai, Josh _____ 2002
 Galimba, Raschad _____ 1982, '84
 Gant, Chris _____ 2012-13
 Garcia, Harold _____ 1968
 Garcia, Ray _____ 1962
 Garcia-Williams, Jerrol _____ 2012-13, _____ '15-16
 Gardener, Mark _____ 1982-83
 Garland, Jamal _____ 1999-2000
 Garland, Lloyd _____ 1960
 Garner, Miles _____ 1997-2000
 Garnier, Chris _____ 1998-99
 Gaskill, Chris _____ 1985-87
 Gatewood, Donald _____ 1964
 Gaudion, Stan _____ 2017-18
 Gay, Howard _____ 1969-70
 Gearing, Vernon _____ 1979, '81-82
 Gener, Julian _____ 2014-15
 George, Henry _____ 1957-58
 George, Indie _____ 1929-32

George, Kanale _____ 2000, '02
 George, Nolan _____ 1956-59
 George, Phil _____ 1973-76
 George, Talbot _____ 1957-58
 Gerard, Austin _____ 2016-17
 Gerner, Einer _____ 1936-38
 Gibson, Jim _____ 1965
 Gibson, Keith _____ 1974
 Gibson, Mike _____ 1979-80
 Gifford, Ka'aumoana _____ 2015-16
 Gilbertson, Keith _____ 1970
 Gilbride, Kevin _____ 2000
 Gilliam, Edward _____ 1974
 Gilmore, David _____ 2000-03
 Glinack, Brysen _____ 2007-08, '10
 Glover, Rodney _____ 1992-95
 Godinet, Tony _____ 1989-90
 Goetas, John _____ 1983-85
 Goetas, Larry _____ 1979-82
 Goetas, Leo _____ 1985, '87-89
 Goetas, Levi _____ 2010
 Gomar, James _____ 1946-49
 Gomes, Dexter _____ 1972-74
 Gomes, Jordan _____ 2009-11
 Gonzalves, Maikai _____ 1933-36
 Gonzales, Stephen _____ 1996, '98
 Goo, Kendall _____ 1991-94
 Goodman, Curtis _____ 1974-76
 Goodrich, Dennis _____ 1965-68
 Goodwin, Dan _____ 1967
 Gordon, Brian _____ 1990-93
 Gordon, John _____ 1970
 Gordon, Patrick _____ 1989
 Gosling, Doug _____ 1999-2000
 Gossett, Neal _____ 2000-02
 Graham, Gery _____ 1995-97
 Graham, Jeff _____ 1975-76
 Graham, Taylor _____ 2013-14
 Grant, Robert _____ 1998-2001
 Grant, Russell _____ 1996
 Grant, Steve _____ 1968-69
 Grasso, Tim _____ 2007-08
 Graunke, Tyler _____ 2005-08
 Graves, David _____ 2010-12
 Graves, Emil _____ 2018
 Gray, Ryan _____ 1998-99
 Gray, Tom _____ 1958, '60
 Greeley, Kade _____ 2017
 Green, Alex _____ 2009-10
 Green, Daryl _____ 1991-93
 Green, Gerald _____ 1976-77
 Green, Ryan _____ 1996
 Greg, Mike _____ 1969
 Gregory, Will _____ 2012
 Grice, Regis _____ 1973-74
 Grice-Mullen, Ryan _____ 2005-07
 Griffin, David _____ 2013
 Grimes, Tony _____ 2012
 Grissam, Walter _____ 1992, '94-95
 Guigni, Henry _____ 1946-47
 Guild, Walt _____ 1978-79
 Gutierrez, Moses _____ 1972-73
 Guzman, Ruben _____ 2013-14

◀ H-H-H ▶

Haake, Alvin _____ 1946
 Haake, Phil _____ 1946-48
 Hackbarth, Alan _____ 1998
 Hadama, Richard _____ 1954-56
 Hadan, Don _____ 1967
 Hadden, Tyler _____ 2011-14
 Hafoka, David _____ 2010

Hagger, Davasyia _____ 2015-16
 Haggerty, Kevin _____ 1983
 Haines, Bruce _____ 1954-56
 Hale, Barry _____ 1968
 Haley, Wayne _____ 1966
 Hall, Michael _____ 1960
 Hall, Ron _____ 1983, '85-86
 Hall, Ronald _____ 1956
 Hall, Ryan _____ 2012
 Hamilton, O.J. _____ 1978-79
 Hammond, John _____ 1967-68
 Han, Howard _____ 1951
 Han, Paul _____ 1962
 Hanawahine, Bryan _____ 1975-78
 Hanchett, Harry _____ 1957
 Haneberg, Scott _____ 1972-73
 Hanes, David _____ 1966
 Hanna, Sam _____ 1969
 Hanneman, Nephi _____ 1964
 Hannum, Eric _____ 1996-97, _____ '99-2000
 Hanohano, Geordon _____ 2009-12
 Hanohano, Moses _____ 1937
 Hansen, Austin _____ 2008-11
 Hansen, Ray _____ 1963
 Hanson, Deacon _____ 1991-93
 Hanson, John _____ 1978
 Hao, John _____ 1992-95
 Hapai, Henry _____ 1934-35
 Harada, Allan _____ 1960
 Hardesty, Lee _____ 1955
 Harding, Matthew _____ 1992-95
 Harding, Scott _____ 2011-14
 Hardy-Tuliau, John _____ 2010-13
 Harley, Patrick Lavar _____ 2001-03
 Harmon, Paul _____ 2005
 Harper, Kenny _____ 1990-91
 Harrington, Dan _____ 1972
 Harrington, David _____ 1964
 Harris, Channon _____ 1999-2001
 Harris, Paul _____ 2015-16
 Harris, Shawn _____ 1994
 Harris, Vaness _____ 1975-76
 Harrison, Larry _____ 1967
 Harrison, Mike _____ 1999-2000
 Hart, Richard _____ 1940
 Haslip, Wilbert _____ 1975-78
 Hatcher, Donnell _____ 1985
 Hawkins, Jakeem _____ 2007
 Hawkins, Josh _____ 1996
 Hawthorne, C.J. _____ 2006-07
 Hayakawa, Kenichi _____ 1935
 Hayes, Cameron _____ 2016, '18
 Haynes, Vasquez _____ 2013, '15
 Haynes, Warren _____ 1936-38
 Haynes, Winston _____ 1990-91
 Hazama, Ralph _____ 1954
 Head, William _____ 1958
 Heard, Jesse _____ 1974-76
 Hedges, Donald _____ 1951
 Heffernan, Tom _____ 1988, '90-91
 Heminger, Murray _____ 1925
 Hemmings, Fred _____ 1966
 Hemphill, Fred _____ 1980, '82-84
 Henderson, Demitreus _____ 1992-94, '96
 Henderson, Robert _____ 1939-40
 Henderson, Trayvon _____ 2013-14, _____ '16-17
 Hendrie, Max _____ 2017-18
 Henry, Ryan _____ 2009-10
 Hensley, Chad _____ 1967

Hensley, J.R. _____ 2016-18
 Herbert, Clifton _____ 2000-03
 Herezog, Laddie _____ 1964
 Hernandez, Mark _____ 1994-96
 Herold, Don _____ 1973-75
 Heun, Jake _____ 2009-10
 Hewett, Kenny _____ 1984
 Hewitt, George _____ 1965
 Hicks, Kalen _____ 2016-18
 Hidalgo, Bob _____ 1959
 Higa, Richard _____ 1981-84
 Higgins, Jeremy _____ 2012-12
 Higgins, Jimmy _____ 1984-85
 Hildebrand, Mike _____ 1966
 Hill, Keith _____ 1977-79
 Hill, Steve _____ 1969-70
 Himeno, Stanley _____ 1948-49
 Hindle, Bill _____ 1958
 Hipa, Daniel _____ 1946
 Hirahara, Ron _____ 1962
 Hirohata, Kenneth _____ 1960, '62
 Hirohata, Milton _____ 1958-60, '62
 Hirota, Cy _____ 1991-93
 Hirota, Jyun _____ 1946-48
 Hisatake, Ray _____ 2008-09
 Hittner, Brian _____ 2014-15
 Ho, Curtis _____ 1949-50
 Ho, Donald _____ 1950
 Ho-Ching, Daniel _____ 1995, '97-99
 Hodge, Don _____ 1959
 Hodges, John _____ 1940
 Hoffman, John _____ 1967-68
 Hogan, Omega _____ 2002-04
 Holbrook, Mark _____ 1958
 Hollingsworth, Cameron _____ 2002-04
 Hollis, RJ _____ 2014-16
 Hollowell, Britt _____ 1993
 Holly III, Fred _____ 2017-18
 Holmes, Albert _____ 1970, '72-73
 Holmes, Emory _____ 1967-68
 Holokai, Benjamin _____ 1957-58
 Holt, James _____ 1955
 Holt, Lemon "Rusty" _____ 1927-29
 Holt, Walter _____ 1925
 Holyfield, Tony _____ 1978-81
 Hong, Bill _____ 1962-64
 Hong, George _____ 1947-48
 Ho'ohuli, Watson _____ 2001, '03-04
 Hookano, Glenn _____ 1969-70
 Hopewell, Henry _____ 1932-33
 Hopkins, Tank _____ 2009, '11
 Hough, Dick _____ 1967
 Howell, Noel _____ 1929-31
 Hrdlicka, Rick _____ 1964-65, '67
 Hubbard, Len _____ 1966
 Huber, Jack _____ 1938
 Hudgins, Scott _____ 1973
 Hudson-Rasmussen, Manu _____ 2017-18
 Huffman, Ralph _____ 1960
 Huggins, Jake _____ 2000
 Hugo, Buddy _____ 1985
 Hulsman, James _____ 1954
 Hune, Kendall _____ 2018
 Hunter, Al _____ 1994-97
 Hunter, Wayne _____ 2001-02
 Hurwitz, Loo _____ 1936
 Hutchinson, Carl _____ 1968

◀ I-I-I ▶

ALL-TIME LETTERWINNERS

Ikeru, Raphael _____ 2006-09
 Ikeda, Al _____ 1962-65
 Ilaoa, Nate _____ 2002, '05-06
 Iloilo, Adam _____ 2005
 Imamoto, Donald _____ 1953-54
 Inabata, Arthur _____ 1963
 Inferrera, Daniel _____ 2003
 Inferrera, Jeremy _____ 2003-04
 Ing, James _____ 1934-35
 Ing, Ronald _____ 1949-50
 Ingraham, Corky _____ 1974
 Ingraham, Randy _____ 1970-71
 Ingram, Jake _____ 2005-08
 Ingram, Jerome _____ 1984-85
 Ingram, Luke _____ 2009-12
 Inouye, Roy _____ 1951
 Iosefa, Joey _____ 2011-14
 Iosua, Mike _____ 1998-2001
 Iosua, Parson _____ 1981
 Isaacs, Alvin _____ 1947-48
 Ito, Genta _____ 2017-18
 Iwanaga, Archie _____ 1953, '57
 Izuka, Daniel _____ 1956-58

◀ J-J-J ▶

Jackson, Houdini _____ 1998
 Jackson, Jerrell _____ 2014
 Jackson, Kasey _____ 1996
 Jackson, Kevin _____ 2000-03
 Jackson, Larry _____ 1975
 Jackson, Marquez _____ 2006
 Jackson, Marrell _____ 2012-15
 Jackson, Mike _____ 1977-78
 Jackson, Nate _____ 1998-2001
 Jackson, Orin _____ 1972
 Jackson, Shaun _____ 1999
 Jackson, Sterling _____ 2011-12
 Jacobsen, Douglas _____ 1965-66
 Jacobson, Wilson _____ 1921-22
 Jardine, Keoni _____ 1977-80
 Jasper, Ivin _____ 1991-93
 Jasper, Jett _____ 2008-11
 Jefferson, Thadius _____ 1983-86
 Jenkins, Chuck _____ 1955
 Jenkins, Mark _____ 1995-97
 Jenkins, Patrick _____ 2002-03
 Jett, DeWayne _____ 1976-79
 Jiblits, Eric _____ 1982
 Jiles, Jovon _____ 1998
 Joas, Pereese _____ 2014-15
 Johnson, Charles _____ 1936-38
 Johnson, Chris _____ 1977-78
 Johnson, Daniel _____ 2006-07, '09
 Johnson, Delmar _____ 1989, '91
 Johnson, Derek _____ 2000
 Johnson, Don _____ 1960-64
 Johnson, Greg _____ 1968-70
 Johnson, Jack _____ 1931-34
 Johnson, John _____ 2018
 Johnson, Marco _____ 1983, '85-87
 Johnson, M.L. _____ 1983-86
 Johnson, Sam _____ 1984
 Johnson, Shavondi _____ 1992-94
 Johnson, Tom _____ 1971-72
 Jones, Aaron _____ 1968
 Jones, Floyd _____ 1974
 Jones, June _____ 1974
 Jones, Kennan _____ 2006
 Jones, Larry _____ 1986-89
 Jones, Lyndell _____ 1979-80
 Jones, Mike _____ 1967-69
 Jones, Warren _____ 1985, '87-88
 Jordan, Bill _____ 1964-65, '66-67

José ph, Neal _____ 1956
 Joy, Jim _____ 1985-87
 Judd, Clement _____ 1930
 Judd, Frank _____ 1933-35

◀ K-K-K ▶

Kaai, Bill _____ 1969-71
 Kaaiilii, Mitchell _____ 1989-91
 Kaaihue, Henry _____ 1970
 Kaakua, Hiram _____ 1929-30
 Kaapuni, Sam _____ 1934-37
 Kaaua, Archie _____ 1924-25
 Kaawalaule, Ted _____ 1957
 Kaeo, Bill _____ 1924-27
 Kafentziz, Kent _____ 1981-82, '84-85
 Kafentziz, Kurt _____ 1981-84
 Kafentziz, Kyle _____ 1983-86
 Kafentziz, London _____ 2004-05
 Kafentziz, Mark _____ 1980-81
 Kafentziz, Mikhail _____ 2005
 Kafentziz, Sean _____ 1987
 Kafentziz, Tyson _____ 2005-08
 Kahahawai-Welch, Jonah _____ 2018
 Kahale, Chad _____ 2001-04
 Kahn, Zehrin _____ 1987
 Kahoano, Emlen _____ 1982-83
 Kahoano, Haku _____ 1988-91
 Kaho'o hanohano, Adrian _____ 1972-74
 Kaho'o hanohano, Frank _____ 1951
 Kahoonei, Ken _____ 1950
 Kahuanui, Harry _____ 1946-49
 Kahuanui, Lance _____ 1972-75
 Kajikoa, Shayne _____ 2000-03
 Kalakau, Willy _____ 1983-84
 Kalama, Lonn _____ 1996-97
 Kaleleiki, Kalani _____ 1986-89
 Kalili, James _____ 1967, '69-70
 Kalilimoku, Brad _____ 2004-07
 Kalilimoku, Chad _____ 2002-03
 Kaloi, Alex _____ 1974-76
 Kam, Wilfred _____ 1950
 Kama, Reynolds _____ 1992-94
 Kamai, Sean _____ 1991
 Kamaka, Tristin _____ 2018
 Kamakana, John _____ 1959
 Kamakana, Spencer _____ 1940
 Kamakawiwo'ole, Kila _____ 2002-05
 Kamakeeaina, Paulo _____ 1996
 Kamalani, Alva _____ 1947
 Kamana, William _____ 1974
 Kane, Aaron _____ 1985-87
 Kane, Eleu _____ 1997-98
 Kaneshiro, Gilbert _____ 1953-54
 Kaneshiro, Kai _____ 2018
 Kanoa, Manly III _____ 1998-2001
 Kaonohi, Marques _____ 2003-06
 Kapanui, Chad _____ 2001-04
 Kapihe, Ellie _____ 1994-97
 Kaspari, Ralph _____ 1967-69
 Kasparovitch, Eugene _____ 1937
 Kato, Bill _____ 1973
 Kato, Walter _____ 1951-52
 Katoa, Danny _____ 1994-95
 Kau, Wendall _____ 1946
 Kauahi, Kani _____ 1981
 Kauaihiolo, Norman _____ 1929-31
 Kauffman, Phil _____ 2001-04
 Kauhane, Fred _____ 1960
 Kauhane, Jacob _____ 1958
 Kauhane, Randy _____ 1965

Kauhi, Sione _____ 2016
 Kauka, Francis _____ 1936-39
 Kauka, Jonathan _____ 1999-2000
 Kaulia, Nuuanu _____ 1988-91
 Kaulukukui, Joe _____ 1937-40
 Kaulukukui, Sol _____ 1946-49
 Kaulukukui, Thomas _____ 1934-37
 Kawaguchi, Ken _____ 1947, '49-50
 Kawakami, Rod _____ 1968-69
 Kawasaki, Harold _____ 1957-59, '60
 Kawawaki, Edward _____ 1953-56
 Kay, Rich _____ 1968-69
 Kealoha, Beldin _____ 1976-79
 Kealoha, Eddie _____ 1989-91
 Kealoha, James _____ 1974
 Kealoha, Joe _____ 1962-63
 Kealoha, Moses _____ 1949
 Keawe, Art _____ 1958-59
 Keckeisen, Brian _____ 1975-78
 Keene, Jeffery _____ 2018
 Keith, Lance _____ 1960
 Kela, Samson _____ 1985
 Keliikipi, West _____ 2003-04
 Keliiliki, Hekili _____ 2018
 Keliipuleole, Irwin _____ 1959
 Kelly, Dan _____ 2005-08
 Kema-Kaleiwahea, Makani _____ 2015-16
 Kemfort, Robert _____ 1997-2000
 Kemp, Marcus _____ 2013-16
 Kennedy, Brannon _____ 1994-95
 Kenneybrew, Carl _____ 1979-82
 Keomaka, Ryan _____ 2004-07
 Khan, Zerir _____ 1990
 Khan-Smith, Larry _____ 1987-90
 Kia, Aaron _____ 2006-09
 Kiaaina, Ronald _____ 1946
 Kiesel-Kauhane, R.J. _____ 2006-09
 Kilbey, Keoni _____ 1990
 Kilcoyne, Kekoa _____ 1996-97
 Killen, Shephard _____ 1982-84
 Kim, Chin Do _____ 1937-40
 Kim, Edward _____ 1939
 Kim, Peter _____ 1978
 Kim, Phillip _____ 1951
 Kim, Stanward _____ 1939
 Kim, Wallace _____ 1956
 Kim, Yong Hee _____ 1930
 Kimura, Robert _____ 1946-47
 King, Donnie _____ 2011, '13-14
 King, Jack _____ 1930-31
 Kinilau, Sean _____ 1985-87
 Kinoshita, Thomas _____ 1964
 Kipper, Brandon _____ 2017
 Kirby, John _____ 1997, '99
 Kirkwood, Keith _____ 2013
 Kitagawa, Kenneth _____ 1956-59
 Kiyosaki, Tom _____ 1948-49
 Kiyuna, Stan _____ 1962
 Klaneski, Eddie _____ 1994-97
 Kleidon, Greg _____ 2002
 Kleinkopf, Karl _____ 1968-69
 Klemm, Adrian _____ 1996-99
 Knight, Tom _____ 1976-78
 Knipple, Woody _____ 1984-85
 Ko, Young Suk _____ 1940
 Ko, Young Suk _____ 1949
 Koahi, Al _____ 1958
 Koani, Charlie _____ 1955
 Koga, Gilbert _____ 1951
 Kojima, Dwayne _____ 1993
 Koloamatangi, Leo _____ 2013-16

Koloamatangi, Meffy _____ 2015-17
 Kometani, Harold _____ 1937-38, '40
 Komine, Britton _____ 2001-04
 Kozik, Franklin _____ 1937
 Kreutz, Henry _____ 1971
 Kreutz, Paul _____ 1973
 Kua, Stan _____ 1978
 Kuboyama, Clint _____ 1994-95
 Kuewa, Kalamaku _____ 2018
 Kulbeth, Ralph _____ 1976
 Kuna, Steve _____ 1964-65
 Kunitomo, Casey _____ 1977
 Kuratani, Lawrence _____ 1952
 Kusunoki, Henry _____ 1932-35
 Kyle, Doug _____ 1979-81

◀ L-L-L ▶

Laanui, Roland _____ 1954-57
 LaBoy, Cliff _____ 1973-75
 LaBoy, Travis _____ 2001-03
 Lacey, Gerald _____ 1993-95
 LaCount, Kahai _____ 2003-06
 LaCount, Kainoa _____ 2009-10
 LaDay, Louis _____ 1987
 Ladd, Larry _____ 1965
 Laeli, Fale _____ 2005-08
 Lafaele, Michael _____ 2004-07
 Lai, Herbert _____ 1954
 Lailakala, Steven _____ 2013-16
 Lalau, Eric _____ 1986-87
 Lam Ho, Wallace _____ 1946-47
 Lambert, Charles _____ 1946
 Lan, Robert _____ 1987
 Lane, Malcolm _____ 2006-08
 Langkilde, Marcus _____ 2013
 LaPointe, Stan _____ 1962-63
 Larsen, Greg _____ 1984-85
 Larsen, Lee _____ 1981-82
 Larsen, Walter _____ 1957-60
 Larson, Ron _____ 1962
 LaSalle, Steve _____ 1966-68
 Lataimua, Tevita _____ 2013
 Latuselua, Kala _____ 2003-04
 Lau, Fred _____ 1996-98
 Lau, Leonard _____ 1987
 Lau, Micah _____ 2004-07
 Lau, Norman _____ 1964
 Lau, Thomas _____ 1951
 Laulu, Jonah _____ 2018
 Laulu, Steve _____ 1996
 Laumoli, Jason _____ 2006-07
 Laurel, Art _____ 2010-13
 Laurel, Clayton _____ 2009-11
 Lavatai, Deroy _____ 1965
 Leaf, Jared _____ 2012
 Leahy, Bob _____ 1970
 Leano, Jerry _____ 1995
 Leatigaga, Chris _____ 2008-09
 Lee, Albert _____ 1939
 Lee, Curtis _____ 1968-69
 Lee, Francis _____ 1940
 Lee, José ph _____ 1933-36
 Lee, Kalae _____ 2000-01
 Lee, Paul _____ 1971-73
 Lee, Sam _____ 1948
 Lee, Warren _____ 1965
 Lee-Ho, Zachary _____ 2003
 Lefiti, Matagisila _____ 2008-11
 Lefotu, Dave _____ 2011-14
 Legay, Levi _____ 2010-11
 Lehor, Steve _____ 1979-82
 Lei, Danny _____ 1981

ALL-TIME LETTERWINNERS

LeJay, Quincy _____ 1998-99
 Lelie, Ashley _____ 1999-2001
 Lemes, Al _____ 1925-26
 Lene, Jared _____ 2007
 Leon, Rich _____ 1968
 Leonard, Adam _____ 2005-08
 Leonard, Brett _____ 2010-11
 Leonard, Joshua _____ 2007-08
 Leong, Albert _____ 1939
 Leong, Franklin _____ 1957
 Leslie, Brandon _____ 2011-12
 Letuli, Laupepa _____ 2006-08, '10
 Letz, William _____ 1971-73
 Levao, Kohl _____ 2018
 Livingston, John _____ 1983-86
 Lewis, Daniel, Jr. _____ 2014-15, '17
 Lewis, Danney _____ 1988-89, '91
 Lewis, Gary _____ 1976-80
 Lewis, Gerard _____ 2006-07
 Lewis, Marlowe _____ 1991
 Liana, Bronson _____ 1998-2001
 Libre, Daniel _____ 2007-08
 Lillii, Faamita _____ 1991-93
 Lim, Elmer _____ 2010
 Lincoln, Roger _____ 1964
 Linkner, Dylan _____ 2005-08
 Lipp, Joey _____ 2007-09
 Lister, John _____ 2011-12
 Little, Walt _____ 1977-78
 Liu, Alan _____ 1972
 Liu, William _____ 1954
 Loeffler, Jordan _____ 2011-12
 Logan, Douglas _____ 1939
 Lolotai, Mana _____ 2007-10
 Lolotai, Waylon _____ 2010-11
 Loo, Keola _____ 2000
 Look, La'akea _____ 2016-17
 Look, Tim _____ 1949
 Lopati, Junior _____ 1984
 Lopes, John _____ 1973-75
 Lopes, Merv _____ 1980-81
 Lorenz, Tim _____ 1985
 Louis, Clarence _____ 1934-35
 Louis, Tony _____ 1933
 Lovell, Frank _____ 1939
 Lowe, John _____ 1937
 Loyd, Frank, Jr. _____ 2011-14
 Luck, Robert _____ 1965-66
 Lueke, Bob _____ 1972-73
 Lui, Robert _____ 1966
 Lum, David _____ 1936-37
 Lum, Francis _____ 1947-48
 Lum, Tennyson _____ 1960
 Lumford, Ricky _____ 1999-2000
 Lumpkin, George _____ 1970-71
 Luster, John _____ 1968-69
 Lutu, Leroy _____ 2011-12
 Lutu-Carroll, Paul _____ 2004
 Lyman, Albert _____ 1930, '32-33
 Lyons, Harry _____ 1991-92
 Lyons, Jim _____ 1975
 Lyons, Tim _____ 1980-81
 Lysen, Paul _____ 1965

◀ M-M-M ▶

Ma'a, Thomas _____ 1953
 Ma'afala, Abu _____ 2002-03
 Ma'afala, Ben _____ 1985
 Ma'afala, Nick _____ 1985-86
 Macfarlane, Walter _____ 1926-29
 Maclean, Burton _____ 1960
 Macon, Johnny _____ 1994-97

Maddox, Melvin _____ 1973
 Maeda, Nelson _____ 1977-79
 Maeva, David _____ 1987-90
 Mageo, Malachi _____ 2015-16
 Maggitt, Dee _____ 2011-14
 Mahaley, Antwan _____ 2006-09
 Mahelona, Steven _____ 2001
 Mahi, Don _____ 1969-70
 Mahoe, Ikaika _____ 2010
 Mahuka, Clayton _____ 1986-89
 Mai, Dave _____ 1966
 Maialoha, Solomon _____ 1937
 Maiava, Lesa _____ 1996
 Mailo, Anipati _____ 1999, 2003
 Maka, Francis _____ 2008
 Malabuyoc, José ph _____ 2010
 Malala, Michael _____ 2005-06
 Malapit, Edward _____ 1951-52
 Malepeai, Marcus _____ 1993-95
 Malepeai, Marcus _____ 2011-14
 Mamiya, Christy _____ 1953-56
 Mamiya, George _____ 1949-51
 Mamiya, Richard _____ 1946-49
 Mane, Jason _____ 1994-96
 Maneafaiga, Bryan _____ 2004
 Manera, Paul _____ 1989-91
 Manners, Lono _____ 2002-05
 Manning, Ilm _____ 2018
 Manoa, David _____ 2014-17
 Mansfield, Jim _____ 1991-93
 Manuma, Matt _____ 2001-04
 Manuma, Steve _____ 1970-71
 Manutai, Lincoln _____ 2003-04
 Manutai, Saipele _____ 1974-75
 Manuwai, Makai _____ 2018
 Manuwai, Vincent _____ 1999-2002
 Mapu, Simi _____ 1975
 Marcellino, Jerry _____ 1976-77
 Mardner, Nick _____ 2018
 Marino, Moses _____ 1951-52
 Marquardt, Ron _____ 1966-68
 Martin, Hubbard _____ 1976-78
 Martin, Michael _____ 2013-14
 Martinez, A.J. _____ 2005-07
 Martinez, José _____ 1998
 Martinson, Martin _____ 1930-31
 Masch, Zach _____ 2010-11
 Mashima, Alakai _____ 2018
 Masifilo, Daniel _____ 2013
 Massey, Bill _____ 1968-70
 Masters, John _____ 1972, '74
 Masterson, Ken _____ 1987
 Masuda, Raymond _____ 1959-60
 Mataafa, Mason _____ 2018
 Matagiese, Siasau _____ 2011-13
 Matautia, Solomon _____ 2016-18
 Mateo, Belgelrio _____ 1956
 Matsui, Todd _____ 1999-2000
 Matsukawa, Sadao _____ 1950-53
 Matsuo, Kiyoshi _____ 1947-50
 Matsuo, Roy _____ 1957-58
 Matsushima, Harris _____ 1974-77
 Matsuura, Abraham _____ 1939
 Mauga, Ivan _____ 1991
 Maui, Reagan _____ 2005-06
 May, John _____ 1974, '76-77
 Mayo, Jamal _____ 2015-16
 Mayo, Ken _____ 1969-70
 McAlevy, Charles _____ 1930
 McArthur, Dane _____ 1987-90
 McBriar, Mat _____ 2000-02
 McBride, Darryl _____ 2011-12

McCagg, Dylan _____ 2012
 McCarthy, Tom _____ 1982-84
 McClain, Jimmy _____ 1998
 McCloud, Kim _____ 1987-90
 McCray, Patrick _____ 1986-87
 McCreery, Lew _____ 1952
 McDonald, Cole _____ 2017-18
 McElroy, Greg _____ 1977-78
 McGill, Kelly _____ 1991-94
 McGowen, Kim _____ 1974-77
 McGregor, Calvin _____ 1936
 McGregor, Ivanhoe _____ 1936
 McKale, Bill _____ 1979-80
 McKay, Nathan _____ 2006-08
 McKeague, Allan _____ 1956
 McKenzie, Boyd _____ 1937
 McKenzie, Gordon _____ 1936
 McLemore, Dana _____ 1978-81
 McLeod, Kingman _____ 1978-79
 McLin, Dennis _____ 1966
 McNicoll, Simmy _____ 1922
 McPherson, George _____ 1938-39
 McReynolds, Joe _____ 1976
 Mead, Dana _____ 1969-70
 Mears, John _____ 1971
 Meatoga, Vaughn _____ 2008-11
 Medieros, Jon _____ 2007-09
 Meier, John _____ 1971-72
 Melemai, William _____ 1974-76
 Meletia, John _____ 1963
 Melvin, Calvin _____ 1992-94
 Mendez, David _____ 1951-52
 Mendez, Richard _____ 1952
 Mendonca, Adolph _____ 1933-35
 Merlo, Carl _____ 1975-76
 Merriman, George _____ 1937
 Meskell, Ryan _____ 2017-18
 Meyer, Francis _____ 1937-38
 Meyer, William _____ 1939-40
 Meyers, Ian _____ 1978
 Miano, Rich _____ 1982-84
 Micus, Dillon _____ 1995-96
 Mihevic, Ed _____ 1966
 Miller, Dan _____ 1972-73
 Miller, Dee _____ 1999-2000
 Miller, Terill _____ 1962
 Millhouse, Kelvin Jr. _____ 2001-03
 Mills, Billy _____ 1958-59
 Mills, Jim _____ 1979-82
 Milne, Kurt _____ 2003-06
 Milovale, Michael _____ 2012-13
 Mims, Calvin _____ 1997-98
 Miranda, Nolan _____ 2003-04
 Mitchell, Bill _____ 1962
 Mitchell, Thero _____ 1999-2002
 Miyasato, James _____ 1951
 Miyashiro, Michael _____ 2002-03
 Moala, Viane _____ 2016-17
 Moananu, Eperone _____ 2015, _____ '17-18
 Mock, Chad _____ 2005-06
 Moe, Tanuvasa _____ 2002-05
 Moenoa, Uriah _____ 2001-04
 Moetului, Charles _____ 1984-87
 Mohoric, Mike _____ 1968-69
 Mojica, Tom _____ 1962-64
 Moku, Sam _____ 1983-86
 Moleni, Harold _____ 2012-15
 Molner, Mark _____ 1997-98
 Monico, Jordan _____ 2010-11
 Moniz, Bryant _____ 2009-11
 Monteilh, Keao _____ 2004-05,

_____ '07-08
 Montgomery, Bo _____ 2008-09
 Montinho, Cliff _____ 1973
 Moody, Andrew _____ 1978-81
 Moore, Bob _____ 1967
 Moore, James _____ 1978-80, '82
 Moore, Ken _____ 1981-82
 Moore, Robert _____ 1949-50
 Moreland, Turmarian _____ 2004-05
 Moreno, Steve _____ 1964
 Morgado, Arnold _____ 1974-75
 Morgan, Bobby _____ 1998-2000
 Moriyama, Herbert _____ 1963-65, _____ '66
 Morley, Mike _____ 1955
 Morris, Wesley _____ 1997-98
 Morrow, Jeff _____ 1992-93
 Morse, Anthony _____
 Morse, John _____ 1922-25
 Morse, Tony _____ 1933-36
 Moser, Lawrence _____ 1952
 Moses, Ernest _____ 1932-35
 Mosley, Kyle _____ 1984-85
 Mossman, David _____ 1989
 Mousa, Jeremy _____ 2018
 Mouton, Ryan _____ 2007-08
 Muir, Blake _____ 2012
 Mulanga, Dany _____ 2015-17
 Mullins, Tom _____ 1954
 Muraoka, Jason _____ 2014-15
 Murray, Daniel _____ 2004
 Murray, John _____ 1934-35
 Murray, Walter _____ 1982-85
 Mutter, Dave _____ 1971-73
 Myers, John _____ 1966
 Myrick, Ollie _____ 1990-91

◀ N-N-N ▶

Nagata, Allan _____ 1930
 Nagata, Fred _____ 1954-56
 Nahalea, Albert _____ 1930-32
 Nahoopii, Sam _____ 1951
 Nakagawa, Dean _____ 1990-91
 Nakagawa, Edward _____ 1946
 Nakama, Brodie _____ 2013-16
 Nakamoto, Robert _____ 1963
 Nakamura, Ken _____ 1946-49
 Nakazawa, Tony _____ 1969-70
 Nakea, Robert _____ 1956
 Nakikei, George _____ 1953
 Nakumara, Takeo _____ 1923, '25
 Narimatsu, Al _____ 1958
 Nasca, Nathaniel _____ 2008
 Nash, Allan _____ 1963
 Natchsheim, Hank _____ 1947-48
 Natividad, Frank _____ 1981-82
 Nauahi, Viliami _____ 2008-09
 Naukana, George _____ 1930
 Naukana, George _____ 1958-59
 Naumu, Arnold _____ 1951-52
 Naumu, Johnny _____ 1939-40
 Nautu, Branch _____ 1996
 Naylon, Raymond _____ 1952-54
 Neal, Dean _____ 1959
 Neill, John _____ 1990
 Nelson, Alexander _____ 1936
 Nelson, Nick _____ 2014-15
 Nelson, Richard _____ 1951
 Newberry, Myron _____ 2006-07
 Newman, Jeff _____ 1989-91
 Nickerson, Carl _____ 1973
 Nicola, Bennett _____ 2010

ALL-TIME LETTERWINNERS

Nielsen, Corey _____ 2010
 Nihei, Clarence _____ 1956-59
 Niiro, Kyle _____ 2011-12
 Niumatalolo, Ken _____ 1987-89
 Noa, Henry _____ 1972-73
 Noa, Karl _____ 2004-07
 Noa, Kaulana _____ 1996-99
 Noa, Kilinahe _____ 2001-04
 Noa, Kumoku _____ 2017
 Nobles, Joe _____ 1980, '82-84
 Nobriga, Ted _____ 1930-31
 Noga, Al _____ 1984-87
 Noga, Falaniko _____ 1980-83
 Noga, George _____ 1993-95
 Noga, Pete _____ 1983, '85-86
 Nomura, Doug _____ 1981-84
 Norman, Matt _____ 2016-17
 Norwood, Brian _____ 1983-84,
 _____ '86-87
 Novoa, Aaron _____ 2015
 Nozoe, Walter _____ 1951-53
 Nua, Mark _____ 1985-88
 Nu'uuanu-Kuhi'i'iki, Joey _____ 2017-18

◀ 0-0-0 ▶

Oba, José ph _____ 1947-48, '50
 Obbema, Rick _____ 1979-80
 Oda, Stanley _____ 1956-58
 O'Doherty, Tim _____ 1976
 Odom, Mark _____ 1987-90
 Odom, Zac _____ 1991-94
 O'Grain, Cliff _____ 1959-60
 Oka, Mamoru _____ 1953-54
 Oka, Pat _____ 1968-70
 Okeke, Ikem _____ 2016-18
 Okert, John _____ 1968
 Okimoto, Randall _____ 1995-96
 Olchovy, Patrick _____ 2004-05
 Oliveira, Francis _____ 1948
 Oliveira, Shane _____ 1994-97
 Olmos, James _____ 1939
 Olson, Harold _____ 1937-39
 Ono, Harry _____ 1951
 Onosai, Joe _____ 1983-86
 Ornellas, Kawika _____ 2009-12
 Ortez, Casey _____ 1973
 Ortiz, Leo _____ 1963-64
 Ostrowski, Jeremiah _____ 2009-12
 Oswalt, Carlton _____ 1993-96
 Owen, Dustin _____ 1998-99
 Owens, Brian _____ 1985-86
 Owens, Chad _____ 2001-04

◀ P-P-P ▶

Paahao, Doug _____ 1987
 Packer, Damien _____ 2013-16
 Paclebar, Corey _____ 2010-12
 Padello, Kaimana _____ 2016-18
 Padello, KK _____ 2018
 Paepule, Timo _____ 2004-07
 Paetz, John _____ 1976
 Page, Andy _____ 1981
 Pale, Peter _____ 1990-93
 Palimoo, Hiram _____ 1992-93
 Pamplin, Rocky _____ 1970
 Pang, Henry _____ 1957-60
 Pang Kee, Tony _____ 1990-91
 Pannell, John _____ 1966
 Panora, Joe _____ 1978
 Paoa, Gene _____ 1950
 Paredes, Corey _____ 2008-11
 Paredes, Parker _____ 2010

Park, Radford _____ 1978
 Parkman, Roger _____ 1970-71
 Parrilla, Harding _____ 1978
 Pascoquen, Ryan _____ 2014-15
 Patek, Jacob _____ 2006-07
 Paternostro, Chuck _____ 1969
 Patterson, Dave _____ 1969-70
 Patterson, Don'Yeh _____ 2016
 Patton, Kenny _____ 2002, '04-06
 Pau, Lorgon _____ 2007
 Paul, Matt _____ 1996-99
 Paul, Tim _____ 1974
 Paulo, Conrad _____ 1994-97
 Pavihi, Penei _____ 2017-18
 Peapealalo, Fanupo _____ 2018
 Pedersen, Erik _____ 2006-07
 Pedro, Thomas _____ 1937-38
 Pedroza, Quinton _____ 2014-15
 Pekelo, John _____ 1946-47
 Pennick, Ron _____ 1980-81
 Peoples, Khevin _____ 2005-08
 Perez-Sandoval, Omar _____ 1991
 Perkins, Mike _____ 1973-75
 Permetter, Coyle _____ 1985
 Perry, George _____ 2004-05
 Perry, Ryan _____ 2007-08
 Peters, Hyrum _____ 2000-03
 Peters, Leonard _____ 2002-04, '06
 Petersen, Henry _____ 1957
 Peterson, Mike _____ 1993-96
 Phillips, Andy _____ 1996-99
 Phillips, Ne'Quan _____ 2012-15
 Picanco, Kana'i _____ 2018
 Piccola, Joe _____ 1986-87
 Pickens, Bob _____ 1962
 Pierce, Anthony _____ 2013
 Pierson, Terry _____ 1969
 Pigg, Jauron _____ 1998
 Pigott, Bob _____ 1996-97
 Piliars, Kealoha _____ 2007-10
 Piltz, Maynard _____ 1932-35
 Pinoski, Rich _____ 1986-87
 Pittman, Grant _____ 1989
 Pluckebaum, Vince _____ 1972
 Plude, Jon _____ 1977, '80
 Plunkett, Terry _____ 1951-52
 Polk, James _____ 1998
 Pollard, Royce _____ 2008-11
 Poomaihealani, Sam _____ 1959
 Porlas, Dane _____ 2005-08
 Posa, Chris _____ 2016-17
 Post, Kenneth _____ 1963
 Poti, Blackie _____ 1989
 Poti, Simon _____ 2014-15
 Poueu-Luna, Bubba _____ 2011-13
 Poumele, Se'e _____ 2003-04
 Pounds, Mitch _____ 1980
 Preston, Albert _____ 1978-79
 Price, Eugene _____ 1978-80
 Price, Larry _____ 1952
 Price, Larry _____ 1961-64
 Price, Mike _____ 1985
 Price, Roy _____ 1953-56
 Price, Tom _____ 1958
 Pritchard, Jeremiah _____ 2016-18
 Prohm, Benjamin _____ 1992
 Pryor, Gene _____ 2018
 Puaa Alexander _____ 1965
 Puaauli, Iosefa _____ 1996
 Puluti, Bill _____ 1972
 Pung, Moses _____ 1956
 Purcell, Amani _____ 2006-07

Purcell, Elliott _____ 2007-10
 Purcell, Melila _____ 2003-06
 Purdy, Casey _____ 2010
 Purdy, George _____ 1956
 Purdy, Paul _____ 1995-96
 Pu'u-Robinson, Jordan _____ 2012, '14

◀ Q-Q-Q ▶

Quaintance, Russell _____ 1935-38
 Quarles, Bernard _____ 1981-82
 Quina, Stan _____ 1976

◀ R-R-R ▶

Raappana, Richard _____ 1951
 Rakhshani, Steve _____ 1979-80
 Randall, Louis _____ 1989-91
 Rasmussen, Kory _____ 2015-16
 Rausch, Brent _____ 2008-10
 Rawlins-Crivello, Kapono _____ 2010
 Rea, Steve _____ 1971-72
 Reardon, John _____ 1969
 Reber, Mike _____ 1969-70
 Redd, Verlon _____ 1978-81
 Reed, Daniel _____ 1999
 Reed, Dewey _____ 1994-95
 Reed, Miles _____ 2018
 Reed, Tanoi _____ 1993-94
 Rego, Jayson _____ 2006-09
 Rengal, Mike _____ 1967
 Reuss, Nick _____ 1997
 Reynolds, James _____ 1976
 Reynolds, McKinley _____ 1967-68
 Rhinelander, Harvey _____ 1962-63
 Rhode, Jeffrey _____ 2002-05
 Ricardo, Ramon _____ 1970-71
 Riccardi, Chris _____ 1998-2001
 Rice, Joshua _____ 2006-09
 Richards, Golden _____ 1972
 Richards, Greg _____ 1987
 Richards, Jim _____ 1966
 Richards, Sterling _____ 1975
 Richardson, Pat _____ 1973, '75
 Riewerts, Ed _____ 1979-80
 Riley, Jim _____ 1968-69
 Ripley, Ed _____ 1992-94
 Ritner, Zach _____ 2018
 Rivera, Benjamin _____ 1957
 Rivers, Jason _____ 2003-04, '06-07
 Roach, Greg _____ 1994-96
 Roberson, Larry _____ 1974, '76
 Roberts, Calvin _____ 2007-08
 Roberts, Craig _____ 1978-79
 Roberts, Jim _____ 1964-65, '66-67
 Robertson, Ed _____ 1968
 Robertson, Gavin _____ 1987-90
 Robinson, Dan _____ 1998-99
 Robinson, Erik _____ 2007-08
 Robinson, Reggie _____ 1980-81
 Robinson, Robbie _____ 1995-97
 Robinson, Sean _____ 1988-90
 Robinson, Sly _____ 1970, '72
 Rodden, Jim _____ 1964-65
 Rodoni, Fred _____ 1967
 Rodrigues, Randolph _____ 1974-76
 Rodrigues, Samson _____ 1959
 Rodriguez, Frank _____ 1958
 Rodriguez, Steve _____ 1968
 Roe, Morrie _____ 1995-97
 Rogers, Jalen _____ 2014-16
 Rolovich, Jack _____ 2004
 Rolovich, Nick _____ 2000-01
 Ronquillo, Ben _____ 1962-65

Ronquillo, Tom _____ 1975-76
 Rooks, Eric _____ 2018
 Roscoe, Chris _____ 1987-89
 Rosehill, Hogan _____ 2010
 Rosehill, Olen _____ 1997-99
 Rosevold, Doug _____ 1996-97
 Ross, Jason _____ 1993-94
 Roth, Mike _____ 1978
 Roundtree, Dave _____ 1966
 Runge, Bryce _____ 2004
 Ruppert, Richard _____ 1971
 Russell, Nathaniel _____ 2006-07
 Rutkowski, Tracy _____ 1987
 Ruttman, Sonny _____ 1922
 Ryder, Roy _____ 1952

◀ S-S-S ▶

Sagapolu, Tavita _____ 1987-90
 Sai, Kapua _____ 2012
 Saint Juste, Diocemy _____ 2013-14,
 _____ '16-17
 Sakamoto, Milton _____ 1963
 Sakamoto, Wayne _____ 1947
 Salas, Greg _____ 2007-10
 Salavea, Peter _____ 1995
 Saleamua, Granville _____ 1983-84
 Salisbury, George _____ 1968
 Salvador, Keahi _____ 1990-91
 Samana, Lyno _____ 1989-91
 Samia, Moses _____ 2011-14
 Sample, Ian _____ 2004, '06
 Sampson, Allen _____ 2010-11
 Samson, Ben _____ 1959
 Samueusa, Lance _____ 2000-03
 San Diego, John _____ 1951-52
 Sanchez, Rigoberto _____ 2015-16
 Sanitoo, Scheyenne _____ 2017-18
 Sansone, Mike _____ 1967
 Santa Cruz, Victor _____ 1991-94
 Santamaria, Bernard _____ 1997
 Santiago, Keala _____ 2016-17
 Santiago, Lane _____ 1987
 Santiago, Louis _____ 1981-82,
 _____ '84-85
 Santiago, Walter _____ 1989-91
 Santos, Jake _____ 2008
 Santos, Lester _____ 1952
 Santos, Ryan _____ 2001-02
 Saole, Rustin _____ 2004-07
 Sapolu, Jesse _____ 1979-82
 Sapolu, London _____ 2010-11
 Sarboe, Joe _____ 1966
 Sardo, Joe _____ 1989-91
 Sataua, Itai _____ 1978-79, '81-82
 Satele, Alvis _____ 1981-84
 Satele, Brashton _____ 2006-08
 Satele, Hercules _____ 2004-07
 Satele, Liko _____ 2009-11
 Satele, Samson _____ 2003-06
 Sato, James _____ 1947
 Satterlee, Don _____ 1970-72
 Sautaeaf, Larry _____ 2004-07
 Saulsberry, Karman _____ 2000-01
 Saunders, Rick _____ 1985-87
 Savaiigaea, Rocky _____ 2006-09
 Sawyer, Harry _____ 1936
 Sayles, Terrence _____ 2017
 Scanlan, Jerry _____ 1976-79
 Schaaf, Mike _____ 1970-71
 Schabacker, Bob _____ 1947
 Schabacker, George _____ 1948-50
 Schackow, Gerald _____ 1960

ALL-TIME LETTERWINNERS

Scheible, Jon _____ 1976
 Schichtle, Casper _____ 1959-60
 Schichtle, Henry _____ 1959
 Schmidt, Pat _____ 1977
 Schmidt, Robert _____ 1960
 Schook, Mike _____ 1978-79
 Schroeder, Sean _____ 2012-13
 Schroyer, John _____ 1971-72
 Schultz, Jim _____ 1967-68
 Scott, Mike _____ 1982
 Scott, Paul _____ 2018
 Scotts, Colin _____ 1983-85
 Scullion, Kevin _____ 1976-78
 Scruton, Ben _____ 2016-18
 Seagrove, Curtis _____ 1967-68
 Searle, David _____ 1987
 Searle, Theodore _____ 1922-25
 Seei, Azia _____ 2018
 Sellers, Mike _____ 2011-12
 Sereno, William _____ 1940
 Seti, Siave _____ 2006-07
 Seumalo, Joe _____ 1985, '87-88
 Shaner, Frank _____ 1940
 Shanner, Eugene _____ 1965-66
 Sharsh, Jason-Matthew _____ 2018
 Shaw, Carlos _____ 1995-96
 Shaw, Joe _____ 1992-95
 Shawley, Luke _____ 2014-15
 Sheather, Pat _____ 1958
 Sheridan, George _____ 1963
 Sherrer, Larry _____ 1969-71
 Shibata, Ken _____ 1973-74
 Shibuya, Robert _____ 1946-47
 Shibuya, Steve _____ 1964-65
 Shigematsu, Sean _____ 2011-14
 Shimokawa, Ricky _____ 1993
 Shine, Tom _____ 1966
 Shinnick, Chris _____ 1996-97
 Shintaku, Elton _____ 1971-74
 Shishido, Shinji _____ 1954-55
 Shizuro, James _____ 1954-55
 Shon, Francis _____ 1949, '51
 Shook, Michael _____ 1960
 Shoup, John _____ 1960
 Show, Michael _____ 1966
 Shrout, Chad _____ 1995, '97-99
 Shulte, Robert _____ 1951, '53
 Shutter, Cayman _____ 2010-12
 Siaosi, Ed _____ 1991, 1993
 Sides, Vincent _____ 1981-82, '84-85
 Silen, Axel _____ 1939-40
 Silva, Bill _____ 1967-68
 Silva, Clement _____ 1939-40
 Silva, Hal _____ 1946-49
 Silva, Lawrence _____ 1937-40
 Silva, Louis _____ 1955-57
 Silva, Mana _____ 2008-10
 Silva, Saffrey _____ 2001
 Simmons, Ramsey _____ 1972-73
 Simon, Kirk _____ 1979
 Simon, Kurt _____ 1985
 Simpson, Steve _____ 1968
 Sims, Doug Jr. _____ 1999-2000
 Sims, Jack _____ 1982-84
 Sims, Marty _____ 1982-84
 Sims, Scott _____ 1999-2000
 Sims, Travis _____ 1989-91
 Sing, Robert _____ 1954
 Singh, Bobby _____ 1995-96
 Sione, Earvin _____ 2009
 Sjoquist, Doug _____ 1969-70

Skinner, Josh _____ 1996-99
 Slade, Larry _____ 1995
 Slade-Matautia, Austin _____ 2014
 Slepiski Joe _____ 1965
 Slye, Jordan _____ 2005
 Small, Dominique _____ 2014
 Smiley, Marlon _____ 1992-94
 Smith, Allen _____ 1988-90
 Smith, Anthony _____ 1996, '98-2000
 Smith, Arthur _____ 1974-75, '77-78
 Smith, Bernard _____ 1936-39
 Smith, Brian _____ 1998-2001
 Smith, Chris _____ 1998-99
 Smith, Donald _____ 1929
 Smith, Gary _____ 1965
 Smith, George _____ 1968-69
 Smith, Jeff _____ 1967
 Smith, Nollie _____ 1937-40
 Smith, Spencer _____ 2007-10
 Smith, Tom _____ 1935
 Smith, Vernon _____ 1939
 Snickles, Pat _____ 1967-68
 Snyder, Jerry _____ 1966
 Soares, Blaze _____ 2006-07, '09
 Sole, Mark _____ 1976
 Sone, Masao _____ 1931-33
 Sopoaga, Isaac _____ 2002-03
 Soto, Eric _____ 1962-65
 Sousa, Richard _____ 1951
 Sovio, Henry _____ 1969-71
 Sparks, Glenn _____ 1971
 Spelman, Richard _____ 1982-84
 Spencer, Bob _____ 1920-21
 Spillner, Richard _____ 1953
 Spithill, Jack _____ 1968-69
 Spotts, Gary _____ 1976-78
 Stabile, Bach _____ 1993-94
 Stafford, Bill _____ 1967
 Stanley, Levi _____ 1969-70, '72-73
 Stant, David _____ 1988-89
 Steeve, Doug _____ 1967
 Steinhoff, Keoni _____ 2006-08
 Stennis, Mike _____ 1976-77, '79-80
 Stennis, Sean _____ 2003
 Stephens, Billy _____ 1986-87
 Stephens, David _____ 1973-74
 Stepter, Steven _____ 2009
 Stern, Ken _____ 1962-63
 Stevenson, Richard _____ 1988-91
 Stevenson, Robert _____ 1934-36
 Stevenson, Taz _____ 2014
 Stewart, Coby _____ 1991, '93-94
 Stewart, Dick _____ 1962
 Stickler, Ryan _____ 2003-04
 Stokes, Carl _____ 1980, '83
 Stone, Daniel _____ 1939
 Stone, Jim _____ 1971-72
 Stothers, Jerry _____ 1955-56
 Stranske, Arthur _____ 1937-39
 Street, Vincent _____ 1997-98
 Stringert, Harold _____ 1972-73
 Strohlin, Roy _____ 1937-39
 Strong, Frank _____ 1984
 Stubblefield, Devan _____ 2015, '17-18
 Stuckey, Jim _____ 1967
 Stuprich, Reinhold _____ 1973-74
 Stutzmann, Billy Ray _____ 2010-13
 Stutzmann, Craig _____ 1998-2001

Sugino, Rocky _____ 1946-47
 Sullivan, Arthur _____ 1951
 Sumida, Mel _____ 1962
 Sunia, Alesana _____ 2017-18
 Sur, Hank _____ 1955-56
 Sutherland, Bill _____ 1970
 Sutton, Charles _____ 1973-75
 Sweeney, Chris _____ 1999
 Sydner, Jeff _____ 1989-91
 Sylvester, Joe _____ 1962, '64

◀ T-T ▶

Ta'ala, Blessman _____ 2018
 Tachibana, Alema _____ 2011
 Tachibana, Richard _____ 1948
 Tafuna, David _____ 1986-87
 Tafuna, Sione _____ 1996-97, 2001
 Tagalicod, Ron _____ 1995
 Tagawa, Kenneth _____ 1960
 Tago, Jamie _____ 2015
 Tagaoi, Junior _____ 1991
 Taimatuia, TJ _____ 2011-14
 Takahata, Edwin _____ 1957-58
 Takayasu, Saburo _____ 1946-49
 Takushi, David _____ 1948-51
 Talaesea, Junior _____ 1977-78
 Talley, Herman _____ 1989, '91
 Tam, William _____ 1954-57
 Tamanaha, Kenneth _____ 1962
 Tanaka, Susumu _____ 1936-39
 Tanigawa, Tyler _____ 1994-97
 Tanuvasa, David _____ 1988, '90
 Tanuvasa, Maa _____ 1990-92
 Tanuvasa, Onosai _____ 1974
 Tarver, Marcus _____ 1978-81
 Tate, Mark _____ 2001
 Tauala, Marvis _____ 1994-95
 Taufa, Viliami _____ 2001
 Taufaasau, Henry _____ 1959
 Taufaasau, Hugh _____ 1965-66
 Tautalatasi, Pepe _____ 1990
 Tautofi, Daniel _____ 2004-05
 Tautofi, Darrell _____ 2003-04
 Tavai, Jahlani _____ 2015-18
 Taylor, Andre _____ 2005
 Taylor, Bill _____ 1955
 Taylor, George _____ 1962
 Taylor, John _____ 1982-83
 Taylor, Jovonte _____ 2008-09
 Taylor, Rick _____ 2007-08
 Tenno, Toshio _____ 1946-49
 Tapa, Iuta _____ 2013
 Teshima, Karl _____ 1954-55
 Teshima, Larry _____ 1956-57
 Tharp, Charles _____ 1997-98
 Thevenin, Leon _____ 1936
 Thomas, Adrian _____ 2007-10
 Thomas, Dave _____ 1976
 Thomas, Derek _____ 2018
 Thomas, Desmond _____ 2005-08
 Thomas, Tony _____ 1995-96
 Thompson, Afatia _____ 1998-2000
 Thompson, Alexander _____ 1953
 Thompson, Chuck _____ 1998
 Thompson, Henry _____ 1923-25
 Thompson, Rich _____ 1970-72
 Tigert, Gary _____ 1974
 Time, Manase _____ 2018
 Timoteo, Kalakaua _____ 2016-17
 Tindall, Terry _____ 1964
 Tinoco, Mike _____ 2009-10
 Tinoisamoa, Pisa _____ 2000-02

Tipoti, Nofu _____ 1976
 Tipton, Gregg _____ 1985-86
 Tiwanak, Bronson _____ 2010
 Todd, Charles _____ 1976
 Todoverto, John _____ 1965
 Toeaina, Andrew _____ 1991
 Toilolo, Alasi _____ 2008-11
 Tokuhama, Eugene _____ 1964-66
 Tolliver, Mykal _____ 2017
 Toloumu, David _____ 1978-81
 Tom, Major _____ 1939
 Tom, Melvyn _____ 1960
 Toma, Edmund _____ 1951-54
 Tomimoto, Dan _____ 1964-66
 Tomimoto, Stan _____ 1964-66
 Tominaga, Howard _____ 1962-64
 Tomomitsu, Keith _____ 1997-98
 Tong, Sam _____ 1972-73, '76
 Tonga, Aulola _____ 2009
 Torres, Dakota _____ 2015-18
 Torres, Richard _____ 2008-11
 Torres, Rudy _____ 1975
 Torres-Keohokapu, Breyden _____ 2011
 Towns, Charles _____ 1995
 Towse, Ed _____ 1925-28
 Toyama, Isao _____ 1930-31
 Tresler, Mike _____ 1987-90
 Tribble, Gordon _____ 1939
 Trifonovitch, Alex _____ 2016-18
 Trigliio, Frank _____ 1969
 Tsuda, James _____ 1946-47
 Tua, Lemoe _____ 1987-90
 Tucker, Shawsndel _____ 1999-2000
 Tuaga, Tafa _____ 2008-09
 Tufono, Matt _____ 1994-95
 Tuiasoa, Ryan _____ 2015-17
 Tuiasosopo, Ana _____ 1983-85
 Tuifua, David _____ 1994-95
 Tuinei, Mark _____ 1982
 Tuinei, Tom _____ 1976-79
 Tuinei, Tumua _____ 2016-18
 Tuioti, Tony _____ 1996-99
 Tuioti-Mariner, Lafu _____ 2005-08
 Tuipulotu, Kaniela _____ 2010-11
 Tuitele, Nelson _____ 1949
 Tulimaaui, Haani _____ 2014
 Tulimasealii, Kennedy _____ 2013-15
 Tullis, Davine _____ 2016-17
 Tupai, Elijah _____ 2014-16
 Turner, Bill _____ 1969-70
 Tuulima, Taaga _____ 2017-18
 Tyreman, Steve _____ 1970-71

◀ U-U ▶

Uchida, Blake _____ 1968-69
 Uchima, Unkei _____ 1939-40, '46-47
 Ueoka, Richard _____ 1952-55
 Ulbrich, Jeff _____ 1998-99
 Ulu-Perry, Fred _____ 2017
 Ulufale, Semeri _____ 1977-79, '81
 Umeda, Pat _____ 1966-69
 Umu, Kamalu _____ 2010
 'Unga, Matuisela _____ 2014-17
 Unterman, Kent _____ 1981-84
 Uperesa, Dane _____ 2003-06
 Uperesa, Drew _____ 2009-10
 Urban, Brenden _____ 2014-15
 Ursery, Darryl _____ 1983-84
 Ursua, John _____ 2016-18

ALL-TIME LETTERWINNERS

Uso, Taffiti _____ 2001
 Uti, Niko _____ 2013-14
 Uyeda, Norman _____ 1960

◀ V-V-V ▶

Vail, Jim _____ 1965-66
 Vaioleti, Doug _____ 1990-92
 Vaipulu, Solo _____ 2018
 Valverde, Rodrigo _____ 1985-87
 Van Ackeren, Kendrick _____ 2012
 Vanness, Boyd _____ 1954
 Vanterpool, Micah _____ 2018
 Vaughn, Jason _____ 1998
 Vegas, Keith _____ 1985
 Veikune, David _____ 2006-08
 Velasco, Kevin _____ 1976
 Velasco, Sal _____ 1990
 Vele, Justin _____ 2012-15
 Veneri, John _____ 1992-94
 Veu, Togi _____ 1985
 Vierra, Albert _____ 1951
 Vierra, Mike _____ 1975-76
 Viliamu, Peter _____ 1990
 Voeller, Scott _____ 1975, '77-78
 Von Giesen, Elwood _____ 1946

◀ W-W-W ▶

Wa'a, John _____ 2014-17
 Wade, Everett _____ 1983-86
 Wadsworth, Mike _____ 2009
 Wagner, Richard _____ 1973-75
 Wainee, Solomon _____ 1960
 Waitley, Damon _____ 1958-59, '60
 Walker, Derek _____ 1985, '87
 Walker, Lewis _____ 2009-10
 Walker, Roy _____ 1965
 Wallace, Sam _____ 1947-49
 Wallace, Sam _____ 1956
 Wallwork, Aylett _____ 1957-58,
 _____ '60, '62
 Walsh, James _____ 1962
 Walsh, Koldene _____ 1984
 Walters, Dennis _____ 1972-73
 Ward, JoJo _____ 2018
 Warren, Yaphet _____ 1998-99
 Washington, Brett _____ 1995
 Washington, Michael _____ 2005-08
 Watanabe, Eric _____ 1950-53
 Watasaki, Sadao _____ 1939-40,
 _____ '46-47
 Watase, Richard _____ 1953
 Watkins, Fred _____ 1967
 Watson, Keahi _____ 2008
 Watson, Keala _____ 2005-08
 Weatherby, Roger _____ 1970
 Weaver, Avion _____ 1997-2000
 Weber, John _____ 1968-69
 Weems, Marcus _____ 2003-04
 Weidanz, Peter _____ 1986-89
 Weight, Charles _____ 1925
 Weir, Don _____ 1972-73
 Welch, Gerald _____ 2000-01,
 _____ '03-04
 Wentling, C.B. _____ 1995-96
 Wescoatt, Norman _____ 1930
 West, John _____ 2002-03
 Westfall, Ray _____ 1958
 Whieldon, Jason _____ 2002-03
 Whitaker, Terry _____ 1988-91
 Whitby, Ashton _____ 1975
 White, Jeris _____ 1970-73
 White, Rick _____ 1970-71

Whitson, Steve _____ 1968
 Whitted, Lynn _____ 1967
 Whittle, Bill _____ 1925-28
 Wilde, John _____ 1966
 Wilkes, Bob _____ 1957
 Williams, Chris _____ 2005
 Williams, Daryl _____ 1980-83
 Williams, Donnell _____ 1997-98
 Williams, Ghana _____ 1993
 Williams, Khary _____ 1993-94
 Williams, Lance _____ 2012-15
 Williams, Lonnie Le'Trae _____
 _____ 1998-2001
 Williams, Lonnie Lloyd _____
 _____ 1967-68
 Williams, Manly _____ 1989-91
 Williams, Manly _____ 2016-18
 Williams, Marcel _____ 1984-87
 Williams, Russell _____ 2015-17
 Williams, Steve _____ 1965
 Williams, Stewart _____ 1990-93
 Williamson, Russ _____ 1976
 Wills, Colin _____ 2001-02
 Wilson, Bim _____ 1950
 Wilson, Lawrence _____ 2005-06
 Wilson, Pete _____ 1950
 Wilson, Stephen _____ 1993-94
 Wilson, Terry _____ 2010
 Wilson, Zach _____ 2016, '18
 Wily, Aofaga _____ 2013
 Winchester-Makainai, Chauncy
 _____ 2010-12
 Windell, Jim _____ 1965
 Winfrey, Jerry _____ 1989-90
 Winkfield, Bobby _____ 1973-75
 Wise, Bernie _____ 1965
 Wise, Bill _____ 1922-25
 Wise, John _____ 1930-31
 Wise, Jonah _____ 1930-31
 Wise, Mel _____ 1962-63
 Witty-Allen, Shawn _____
 _____ 1999-2002
 Witney, Lavon _____ 1937
 Wittek, Max _____ 2015
 Won, Ernest _____ 1936-38
 Wong, Hauoli _____ 1995
 Wong, John _____ 1939
 Wong, Kaleo _____ 2008
 Wong, Kim Sing _____ 1951
 Wong, Laiana _____ 2002-03
 Wong, Lionel _____ 1946-48
 Wong, Mun Kin _____ 1940
 Wong, Orlando _____ 2004
 Wong, Pete _____ 1962
 Wong, Richard _____ 1939-40
 Wong, Wallace _____ 1947
 Wood, Ron _____ 1997
 Woodard, Tavita _____ 2011-13
 Woodcock, John _____ 1974-75
 Woods, Chris _____ 1967
 Woodson, Anthony _____ 1980-82, '84
 Woodson, Jack _____ 1958
 Woodward, Doug _____ 1968
 Woolsey, Ikaika _____ 2013-16
 Wright, Gary _____ 2000-03
 Wright, Jack _____ 1975-78
 Wright, Matt _____ 1998, 2000-02
 Wright, Robert _____ 1956
 Wright, Tim _____ 2004
 Wright-Jackson, Leon _____ 2007-09
 Wyckoff, Dennis _____ 1971-72

◀ Y-Y-Y ▶

Yamada, Lloyd _____ 1956-57
 Yamasaki, Ross _____ 1989
 Yamashiro, David _____ 1979
 Yamashita, Gerald _____ 1958
 Yamashita, Tad _____ 1995
 Yap, Beau _____ 2011-14
 Yap, Boyd _____ 1981-82
 Yee, Andy _____ 1962
 Yokono, Jerry _____ 1958
 Yorita, Yasuo _____ 1972-73
 York, Rod _____ 1994-95
 Youd, Bill _____ 1950
 Young, Cliff _____ 1962-63, 1965
 Young, Gordon _____ 1925
 Young, Lamar _____ 1987, '89
 Young, Reggie _____ 1981-82
 Yowell, Lindsey _____ 1993-94

◀ Z-Z-Z ▶

Zane, George _____ 1933-34
 Zimmerman, Eugene _____ 1960
 Zinker, Larry _____ 1966
 Zoller, Derek _____ 1998
 Zwahlen, Aaron _____ 2016

Note: This list is incomplete. If anyone has any factual information regarding names not listed, please contact the UH Sports Media Relations Office.

Redshirts who have played in at least one game have been included in this list, beginning in the 2018 season.

YEARLY STATISTICS

(complete team statistics kept since 1967 season; all prior seasons are incomplete)

YEAR-BY-YEAR (HAWAII)

Year	Rushing				Passing				Total Offense			Punt Return			Kick Return			Int Return			Penalty		Scoring			
	ATT	YDS	TD	YPG	ATT	CPL	INT	YDS	TD	YPG	PL	YDS	YPG	ATT	YDS	TD	ATT	YDS	TD	INT	YDS	TD	NO	YDS	PTS	PPG
1967	442	1728	-	172.8	233	124	6	1617	10	161.7	675	3345	334.5	35	382	-	30	630	-	12	263	-	66	614	205	20.5
1968	432	1553	18	155.3	324	171	14	2110	23	211.0	754	3663	366.3	46	446	0	41	807	0	15	171	2	56	511	312	31.2
1969	477	1932	21	193.2	302	144	22	1934	14	193.4	746	3866	386.6	30	335	3	40	950	1	14	300	3	40	430	313	31.3
1970	546	2380	25	216.4	250	121	12	1476	12	134.1	795	3856	350.5	34	349	0	34	617	0	26	259	1	63	607	286	26.0
1971	509	2013	22	183.0	288	132	20	1872	9	170.1	796	3885	353.1	35	102	0	41	747	0	21	271	2	78	727	255	23.2
1972	548	2078	21	188.9	244	106	15	1541	16	140.0	792	3619	329.0	22	82	0	32	564	0	17	141	1	81	889	282	25.6
1973	503	1739	9	158.1	243	129	18	1688	12	153.4	746	3427	311.5	37	217	1	28	453	0	13	160	1	73	858	205	18.6
1974	583	1752	14	159.3	271	128	19	1369	7	124.4	855	3121	283.7	27	24	0	39	715	0	21	219	0	78	857	175	15.9
1975	597	2367	13	215.2	157	72	11	883	4	80.3	754	3250	295.5	31	257	2	38	664	0	21	207	2	89	837	180	16.3
1976	574	2222	18	202.0	188	77	19	754	3	68.5	762	2974	270.4	18	56	0	62	949	0	16	144	0	84	818	154	14.0
1977	531	2051	17	187.4	226	121	10	1734	11	157.6	757	3795	345.0	18	226	1	36	559	0	19	243	0	94	1065	250	22.7
1978	575	2280	19	207.3	221	115	10	1503	14	136.6	796	3783	343.9	17	160	0	43	617	0	15	187	0	105	961	251	22.8
1979	590	2829	29	257.2	202	90	9	1136	10	103.3	792	3965	360.5	39	387	2	34	823	0	18	144	0	94	1028	330	30.0
1980	566	2176	20	197.8	213	104	14	1244	7	113.1	779	3420	310.9	31	269	1	34	698	0	16	190	3	98	835	260	23.6
1981	617	2893	29	263.0	226	114	7	1610	10	146.4	843	4503	409.4	37	396	3	23	444	0	13	170	0	79	750	328	29.8
1982	547	2112	18	192.0	272	144	9	1884	10	171.3	819	3996	363.3	23	197	0	27	458	0	16	174	1	79	606	240	21.8
1983	456	1363	12	123.9	315	176	17	2546	18	231.5	771	3909	355.4	30	240	0	28	560	0	15	179	0	88	777	251	22.8
1984	482	1800	15	163.6	301	148	5	2197	6	199.7	783	3997	363.4	41	292	1	29	514	0	17	126	0	71	615	217	19.7
1985	551	1866	18	155.5	342	185	13	2441	12	203.4	893	4307	358.9	33	221	0	29	607	0	20	185	2	104	869	269	22.4
1986	489	1540	16	128.3	393	216	20	2709	11	225.8	882	4249	354.1	30	297	0	44	890	0	12	115	2	83	695	238	19.8
1987	576	2414	28	201.2	312	152	14	2334	12	194.5	888	4748	395.7	33	218	0	41	877	0	21	199	2	72	596	337	28.0
1988	625	2721	24	226.8	260	139	11	2287	20	190.6	885	5008	417.3	24	207	0	50	1150	1	16	359	2	88	708	363	31.9
1989	603	3054	34	254.5	284	157	14	2312	18	192.7	887	5366	447.2	31	334	1	44	826	0	16	246	3	111	817	457	35.1
1990	495	2105	20	175.4	347	173	17	2819	26	234.9	842	4924	410.3	43	514	1	42	758	0	17	171	0	84	750	374	31.1
1991	627	3416	32	284.7	252	101	14	1592	7	132.7	879	5008	417.3	26	207	0	45	986	1	7	87	0	74	578	335	27.9
1992	630	3519	32	293.3	188	80	6	1316	11	109.7	818	4835	402.9	30	370	2	38	833	2	14	113	2	74	565	394	32.8
1993	569	3247	35	270.6	234	117	6	1937	17	161.4	803	5184	432.0	31	289	1	39	805	0	7	58	0	70	670	393	32.8
1994	516	2384	18	198.7	303	142	20	1952	11	162.7	820	4336	361.3	34	247	3	41	845	0	8	98	1	88	617	260	21.7
1995	559	2688	27	224.0	277	135	5	1892	10	157.7	835	4580	381.7	26	162	0	53	1057	0	8	115	1	98	824	285	23.8
1996	468	1632	9	136.0	304	154	15	1441	9	120.1	772	3073	256.1	25	210	0	52	991	0	7	151	2	70	595	161	13.4
1997	459	1085	14	90.4	377	210	22	2469	5	205.8	836	3554	296.2	35	359	0	42	807	0	10	56	0	88	734	189	15.8

YEARLY STATISTICS

Year	Rushing			Passing			Total Offense			Punt Return			Kick Return			Int Return			Penalty		Scoring					
	ATT	YDS	TD	YPG	YPG	TD	PL	YDS	YPG	ATT	YDS	TD	ATT	YDS	TD	INT	YDS	TD	NO	YDS	PTS	PPG				
1998	432	1313	6	109.4	383	169	15	221.1	11	184.3	815	3524	293.7	33	286	0	53	1052	0	3	90	0	82	664	149	12.4
1999	294	1069	13	82.2	577	297	19	394.4	28	328.7	871	5013	417.8	38	282	0	45	876	0	17	272	3	115	1069	348	26.7
2000	239	885	13	73.8	609	309	23	387.5	25	322.9	848	4760	396.7	30	294	0	55	1066	0	12	90	0	116	830	294	24.5
2001	285	976	13	81.3	570	327	16	457.6	41	381.3	855	5552	462.7	35	395	2	39	1180	2	14	377	3	95	845	483	40.2
2002	308	1533	26	109.5	731	407	26	540.6	35	386.1	1039	6939	495.6	39	334	0	59	1264	0	18	319	4	122	1041	502	35.8
2003	318	1452	18	103.7	754	444	27	538.2	42	384.4	1072	6834	488.1	49	439	0	47	1019	1	15	66	1	105	929	486	34.7
2004	264	1247	17	95.9	636	370	18	440.2	38	338.6	900	5649	434.5	38	532	5	62	1241	1	14	80	1	78	647	467	35.9
2005	279	1103	11	91.9	578	379	15	461.1	37	384.2	857	5714	476.2	11	72	0	59	1140	0	9	114	0	101	872	368	30.6
2006	298	1651	22	117.9	615	444	12	617.8	62	441.3	913	7829	559.2	29	233	0	46	909	1	14	290	3	103	929	656	46.8
2007	279	944	16	72.6	663	459	23	571.3	51	439.5	942	6657	512.1	25	311	1	61	1482	3	20	421	5	91	861	564	43.4
2008	412	1323	18	94.5	490	290	22	351.8	24	251.3	902	4841	345.8	31	62	0	67	1370	1	15	252	1	122	1097	345	24.6
2009	292	1306	12	100.5	569	339	17	438.1	25	337.0	861	5687	437.5	23	150	0	67	1518	0	12	69	0	78	652	296	22.8
2010	308	1489	25	106.4	618	394	17	552.0	42	394.3	926	7009	500.6	19	72	0	57	1149	0	23	322	3	90	836	554	39.6
2011	301	1240	22	95.4	598	359	10	401.4	29	308.8	899	5254	404.2	26	227	0	60	1434	0	14	240	2	79	597	409	31.5
2012	439	1303	12	108.6	398	206	13	226.6	12	188.8	837	3569	297.4	25	321	2	58	1488	3	9	79	1	71	648	254	21.2
2013	428	1375	12	114.6	519	296	22	361.7	31	301.4	947	4992	416.0	25	186	0	53	1111	0	9	85	1	88	777	329	27.4
2014	524	1943	15	149.5	469	231	14	279.4	15	214.9	993	4737	364.4	26	229	0	41	789	0	11	139	0	80	640	272	20.9
2015	425	1611	15	123.9	422	202	21	154.2	12	192.4	847	4112	316.3	26	201	1	53	1130	1	3	36	0	107	897	229	17.6
2016	477	2293	25	163.8	438	257	15	318.5	25	227.5	915	5478	391.3	8	63	0	64	1403	0	11	78	1	116	1003	396	28.3
2017	420	2018	15	168.2	423	260	8	281.4	19	234.5	843	4832	402.7	6	30	0	41	812	0	9	130	1	93	826	273	22.8
2018	418	1534	11	109.6	545	320	12	434.4	43	310.3	963	5878	419.9	20	173	1	40	866	0	5	17	0	83	737	431	30.8

Regular-season games' statistics only through 2001

Statistics include bowl games starting in 2002

Bold indicates all-time season high

YEARLY STATISTICS - OPPONENT

(complete team statistics kept since 1967 season; all prior seasons are incomplete)

YEAR-BY-YEAR (OPPONENTS)

Year	Rushing				Passing				Total Offense				Punt Return			Kick Return			Int Return			Penalty		Scoring		
	ATT	YDS	TD	YPG	ATT	CPL	INT	YDS	TD	YPG	PL	YDS	YPG	ATT	YDS	TD	ATT	YDS	TD	INT	YDS	TD	NO	YDS	PTS	PPG
1967	453	1043	-	104.3	205	88	12	1040	-	104.4	658	2083	208.3	19	132	-	41	575	-	6	67	-	64	578	118	11.8
1968	444	1365	11	136.5	261	118	15	1892	15	189.2	705	3257	325.7	37	221	1	46	751	1	14	132	1	54	553	199	19.9
1969	486	1805	17	180.5	230	109	14	1675	9	167.5	716	3480	348.0	27	149	0	56	966	1	22	240	0	45	420	235	21.3
1970	457	1345	8	122.3	334	127	26	1850	11	168.1	801	3196	290.5	27	116	0	52	1092	0	12	182	0	54	428	149	13.5
1971	487	1747	17	158.0	279	120	21	1726	12	156.9	766	3473	315.7	25	76	0	35	668	0	20	177	1	68	816	224	20.5
1972	461	1364	17	124.0	262	113	17	1545	7	140.4	722	2909	264.5	34	347	0	49	971	0	15	232	2	68	660	215	19.5
1973	506	1415	12	128.7	233	97	13	1333	3	121.1	739	2748	249.9	22	55	0	42	898	0	18	328	2	73	805	152	13.8
1974	657	2072	13	188.3	210	78	21	1126	10	102.4	767	3177	288.8	36	302	0	41	834	0	19	248	1	94	1013	211	19.1
1975	506	1779	12	161.7	208	105	21	1514	10	137.6	714	3288	298.9	14	138	1	31	623	1	11	109	2	77	753	201	18.2
1976	589	2993	37	272.0	203	104	15	1714	15	155.8	792	4707	427.9	35	222	0	26	515	0	19	196	0	98	1010	377	34.2
1977	576	2757	20	250.6	264	120	19	1659	8	150.8	840	4416	401.5	26	79	-	44	819	-	10	150	1	95	1023	233	21.2
1978	555	2214	21	201.3	264	137	15	1941	12	174.0	919	4118	374.9	23	171	1	41	749	0	10	140	1	81	938	280	25.5
1979	509	1835	19	166.8	259	126	17	1539	7	139.9	768	3374	306.7	15	42	0	50	829	0	9	160	0	82	730	213	19.4
1980	512	2031	16	184.6	318	152	14	1865	8	169.5	830	3896	354.2	20	63	1	41	755	0	14	173	1	83	747	212	19.2
1981	418	1230	3	111.8	337	171	13	2131	10	193.7	755	3361	305.5	21	78	0	47	930	1	8	49	0	70	613	130	11.8
1982	454	2151	20	195.5	305	170	16	2288	8	208.0	759	4439	403.5	25	162	1	29	415	0	9	56	0	74	657	230	20.9
1983	533	1955	21	177.7	272	143	14	1881	9	171.0	805	3836	348.7	29	122	0	38	671	0	17	118	0	59	444	236	21.4
1984	456	1719	15	156.3	301	156	17	2028	6	184.4	757	3747	340.6	26	150	0	38	686	0	5	13	0	88	665	181	16.5
1985	486	1593	21	132.8	357	204	19	2619	9	218.3	843	4212	351.0	26	169	-	40	815	-	13	76	-	77	641	261	21.8
1986	470	1350	15	112.5	321	178	11	1873	9	156.1	791	3223	268.6	29	327	1	49	762	0	21	367	4	85	624	235	19.5
1987	508	1537	24	128.1	361	199	20	2633	12	219.4	869	4170	347.5	27	220	1	64	1272	0	17	76	0	75	638	300	25.0
1988	483	1689	15	140.8	385	211	15	2874	19	239.5	868	4563	380.3	31	218	0	68	1495	0	11	65	0	83	727	283	23.5
1989	428	1152	16	96.0	382	212	16	2690	13	224.2	810	3842	320.2	24	196	1	78	1442	0	15	139	0	68	572	248	19.0
1990	494	1365	15	113.8	427	230	14	2794	16	232.8	921	4159	346.6	23	267	0	70	1033	0	17	137	0	82	675	257	21.4
1991	502	2222	32	185.2	321	191	7	3161	16	263.4	823	5383	448.6	41	413	2	53	991	1	14	228	2	74	695	388	32.3
1992	501	2003	23	293.5	400	222	14	3004	14	250.3	901	5007	417.3	24	315	1	59	1147	0	6	85	1	67	619	300	25.0
1993	545	2249	25	187.4	324	194	7	2879	18	239.9	873	5128	427.3	20	225	1	41	896	0	6	132	1	70	670	357	29.8
1994	549	1982	18	165.2	334	189	8	2508	14	209.0	883	4490	374.2	20	169	0	44	964	0	20	221	1	100	849	273	22.8
1995	502	2616	37	218.0	353	202	8	2563	16	213.6	855	5179	431.6	19	225	1	37	740	0	5	14	0	76	669	401	33.4
1996	538	2797	28	233.1	300	163	7	2143	21	178.6	838	4940	411.7	44	594	3	49	701	0	15	174	1	80	634	433	36.1
1997	481	1676	13	139.7	339	169	10	2188	17	182.3	820	3864	322.0	36	639	6	40	867	0	22	345	3	87	690	308	25.7

YEARLY STATISTICS - OPPONENT

Year	Rushing			Passing			Total Offense			Punt Return			Kick Return			Int Return			Penalty		Scoring					
	ATT	YDS	TD	YPG	ATT	CPL	INT	YDS	TD	YPG	PL	YDS	YPG	ATT	YDS	TD	ATT	YDS	TD	INT	YDS	TD	NO	YDS	PTS	PPG
1998	480	2269	25	189.1	314	189	3	2484	25	207.0	839	4753	396.1	56	616	2	27	716	2	15	161	0	83	591	422	35.2
1999	567	2240	23	186.7	360	211	17	2283	16	190.3	927	4523	376.9	29	202	1	56	1053	0	19	218	0	115	936	332	25.5
2000	593	2529	26	210.8	331	184	12	2333	18	194.4	924	4862	405.2	20	149	1	47	948	0	23	487	3	96	794	399	33.2
2001	544	2183	15	181.9	447	244	14	2997	22	249.8	991	5180	431.7	18	141	0	58	1237	2	16	428	1	111	919	318	26.5
2002	596	2362	24	168.7	495	253	18	3168	21	226.3	1091	5530	395.0	25	453	3	58	1214	0	26	234	0	120	1043	389	27.7
2003	590	2217	28	158.4	461	261	15	3351	17	239.4	1051	5568	397.7	27	289	0	44	1044	0	27	293	3	98	862	427	30.5
2004	609	3284	42	252.6	423	236	14	3057	21	235.2	1032	6341	487.8	40	419	1	46	1192	0	18	195	1	111	911	499	38.3
2005	482	2251	28	187.6	380	236	9	3010	25	250.8	862	5261	438.4	16	251	1	51	989	0	15	225	2	89	874	428	35.6
2006	485	1905	13	136.1	446	224	14	3384	29	241.7	931	5289	377.8	8	62	0	66	1439	1	12	49	0	72	635	337	24.0
2007	500	1740	20	133.8	454	259	20	2782	16	214.0	954	4522	347.8	14	250	1	88	2100	2	23	229	1	85	727	331	25.5
2008	515	1989	18	142.1	409	240	15	3063	27	218.8	924	5052	360.0	27	268	1	54	1317	1	22	248	3	86	739	404	28.9
2009	537	2624	33	201.8	334	214	12	2635	16	202.7	871	5259	404.5	9	15	0	48	1059	0	17	142	1	68	641	383	29.5
2010	524	1902	20	135.9	445	262	23	3104	24	221.7	969	5006	357.6	16	229	1	90	1810	0	17	345	3	90	782	357	25.5
2011	475	2202	19	142.5	424	247	14	3184	28	244.9	899	5036	387.4	4	30	0	69	1244	0	10	138	0	81	736	378	29.1
2012	324	2282	34	190.2	308	169	9	2193	20	182.8	830	4475	372.9	30	350	0	42	917	1	13	283	4	76	748	428	35.7
2013	578	2563	27	213.6	416	248	9	3373	27	281.1	994	5936	494.7	23	93	0	34	749	0	22	314	3	69	635	465	38.8
2014	537	2240	19	172.3	421	243	11	3196	26	245.8	958	5436	418.2	18	29	0	28	770	0	14	136	0	83	698	349	26.8
2015	686	3118	33	239.8	364	224	3	2716	23	208.9	1050	5834	448.8	28	209	0	25	667	1	21	246	0	90	799	463	35.6
2016	620	3279	31	234.2	393	246	11	3183	29	227.4	1013	6462	461.6	29	292	1	44	891	0	15	281	4	96	915	522	37.3
2017	480	2522	23	210.2	334	213	9	2983	29	248.6	814	5505	458.8	27	201	0	47	957	2	8	79	1	68	619	407	33.9
2018	582	2865	35	204.6	395	242	5	3291	28	235.1	977	6156	439.7	23	104	0	46	1083	0	12	250	1	101	983	491	35.1

Regular-season games' statistics only through 2001

Statistics include bowl games starting in 2002

Bold indicates all-time season high

YEARLY RESULTS

YEAR	OVERALL					COLLEGIATE					CONFERENCE					FINISH	BOWL	FINAL RANK	VS TOP 25	HEAD COACH
	W	L	T	PCT	Home	Away	Neu.	W	L	T	PCT	W	L	T	PCT					
1909	2	2	0	.500	2-2-0	0-0-0	0-0-0	-	-	-	-	-	-	-	-	-	-	-	Austin Jones	
1910	4	2	0	.667	4-2-0	0-0-0	0-0-0	-	-	-	-	-	-	-	-	-	-	-	Austin Jones	
1911	2	2	0	.500	2-2-0	0-0-0	0-0-0	-	-	-	-	-	-	-	-	-	-	-	Austin Jones	
1912-14	No Team																			
1915	5	1	1	.500	5-1-1	0-0-0	0-0-0	-	-	-	-	-	-	-	-	-	-	-	John Peden	
1916	3	2	1	.583	3-2-1	0-0-0	0-0-0	-	-	-	-	-	-	-	-	-	-	-	William Britton	
1917	4	0	1	.900	4-0-1	0-0-0	0-0-0	-	-	-	-	-	-	-	-	-	-	-	Dave Crawford	
1918	3	1	0	.750	3-1-0	0-0-0	0-0-0	-	-	-	-	-	-	-	-	-	-	-	Dave Crawford	
1919	4	0	1	.900	4-0-1	0-0-0	0-0-0	-	-	-	-	-	-	-	-	-	-	-	Dave Crawford	
1920	6	2	0	.750	6-2-0	0-0-0	0-0-0	0	1	0	.000	-	-	-	-	-	-	-	Raymond Elliot	
1921	3	3	2	.500	3-3-2	0-0-0	0-0-0	0	1	0	.000	-	-	-	-	-	-	-	Otto "Proc" Klum	
1922	5	1	1	.786	5-1-1	0-0-0	0-0-0	1	0	0	1.000	-	-	-	-	-	-	-	Otto "Proc" Klum	
1923	5	1	2	.750	5-0-1	0-1-0	0-0-0	1	1	0	.000	-	-	-	-	-	-	-	Otto "Proc" Klum	
1924	8	0	0	1.000	8-0-0	0-0-0	0-0-0	2	0	0	1.000	-	-	-	-	-	-	-	Otto "Proc" Klum	
1925	10	0	0	1.000	9-0-0	1-0-0	0-0-0	3	0	0	1.000	-	-	-	-	-	-	-	Otto "Proc" Klum	
1926	5	4	0	.556	5-4-0	0-0-0	0-0-0	0	2	0	.000	-	-	-	-	-	-	-	Otto "Proc" Klum	
1927	5	2	0	.714	5-2-0	0-0-0	0-0-0	2	1	0	.667	-	-	-	-	-	-	-	Otto "Proc" Klum	
1928	2	5	0	.286	2-5-0	0-0-0	0-0-0	1	2	0	.000	-	-	-	-	-	-	-	Otto "Proc" Klum	
1929	4	3	0	.571	4-2-0	0-1-0	0-0-0	0	3	0	.000	-	-	-	-	-	-	-	Otto "Proc" Klum	
1930	5	2	0	.714	5-1-0	0-1-0	0-0-0	2	1	0	.667	-	-	-	-	-	-	-	Otto "Proc" Klum	
1931	3	2	1	.583	3-2-1	0-0-0	0-0-0	2	1	0	.667	-	-	-	-	-	-	-	Otto "Proc" Klum	
1932	2	1	1	.625	2-1-1	0-0-0	0-0-0	-	-	-	-	-	-	-	-	-	-	-	Otto "Proc" Klum	
1933	4	3	0	.571	3-3-0	1-0-0	0-0-0	1	1	0	.500	-	-	-	-	-	-	-	Otto "Proc" Klum	
1934	6	0	0	1.000	6-0-0	0-0-0	0-0-0	2	0	0	1.000	-	-	-	-	-	-	-	Otto "Proc" Klum	
1935	5	3	0	.625	5-1-0	0-2-0	0-0-0	1	3	0	.250	-	-	-	-	-	-	-	Otto "Proc" Klum	
1936	3	5	0	.375	3-5-0	0-0-0	0-0-0	0	1	0	.000	-	-	-	-	-	-	-	Otto "Proc" Klum	
1937	2	6	0	.250	2-6-0	0-0-0	0-0-0	1	2	0	.333	-	-	-	-	-	-	-	Otto "Proc" Klum	
1938	4	4	0	.500	4-2-0	0-2-0	0-0-0	1	4	0	.200	-	-	-	-	-	-	-	Otto "Proc" Klum	
1939	3	6	0	.333	2-5-0	1-1-0	0-0-0	1	4	0	.200	-	-	-	-	-	-	-	Otto "Proc" Klum	
1940	2	5	0	.286	2-5-1	0-0-0	0-0-0	1	2	0	.333	-	-	-	-	-	-	-	Eugene "Luke" Gill	
1941	8	1	0	.889	6-1-0	2-0-0	0-0-0	3	0	0	1.000	-	-	-	-	-	-	-	Gill/Kaulukukui	
1942-45	No Team (World War II)																			
1946	8	2	0	.800	6-2-0	2-0-0	0-0-0	3	2	0	.600	-	-	-	-	-	-	-	Tom Kaulukukui	

YEARLY RESULTS

YEAR	OVERALL					COLLEGIATE					CONFERENCE					BOWL	FINAL RANK	VS TOP 25	HEAD COACH
	W	L	T	PCT	Home	Away	Neu.	W	L	T	PCT	W	L	T	PCT				
1980	8	3	0	.727	6-2-0	2-1-0	0-0-0	8	3	0	.727	4	3	0	.571	3rd	-	-	Dick Tomney
1981	9	2	0	.818	6-2-0	3-0-0	0-0-0	9	2	0	.818	6	1	0	.857	2nd	-	0-1-0	Dick Tomney
1982	6	5	0	.545	5-3-0	1-2-0	0-0-0	6	5	0	.545	4	4	0	.500	5th	-	0-1-0	Dick Tomney
1983	5	5	1	.500	4-3-1	1-2-0	0-0-0	5	5	1	.500	3	3	1	.500	5th	-	-	Dick Tomney
1984	7	4	0	.636	6-3-0	1-1-0	0-0-0	7	4	0	.636	5	2	0	.714	2nd	-	0-1-0	Dick Tomney
1985	4	6	2	.417	1-6-1	3-0-1	0-0-0	4	6	2	.417	4	3	1	.563	4th	-	0-2-0	Dick Tomney
1986	7	5	0	.583	6-2-0	1-3-0	0-0-0	7	5	0	.583	4	4	0	.500	4th	-	0-1-0	Dick Tomney
1987	5	7	0	.417	4-5-0	1-2-0	0-0-0	5	7	0	.417	3	5	0	.375	16th	-	-	Bob Wagner
1988	9	3	0	.750	6-3-0	3-0-0	0-0-0	9	3	0	.750	5	3	0	.625	13rd	-	1-1-0	Bob Wagner
1989	9	3	1	.731	9-1-1	0-2-0	0-0-0	9	3	1	.731	5	2	1	.688	3rd	-	1-1-0	Bob Wagner
1990	7	5	0	.583	6-2-0	1-3-0	0-0-0	7	5	0	.583	4	4	0	.500	5th	-	1-1-0	Bob Wagner
1991	4	7	1	.375	3-4-0	1-3-1	0-0-0	4	7	1	.375	3	5	0	.375	5th	-	0-2-0	Bob Wagner
1992	11	2	0	.846	7-0-0	3-2-0	1-0-0	11	2	0	.846	6	2	0	.750	T1st	20	-	Bob Wagner
1993	6	6	0	.500	6-2-0	0-4-0	0-0-0	6	6	0	.500	3	5	0	.375	8th	-	-	Bob Wagner
1994	3	8	1	.292	2-5-1	1-3-0	0-0-0	3	8	1	.292	0	8	0	.000	10th	-	-	Bob Wagner
1995	4	8	0	.333	3-4-0	1-4-0	0-0-0	4	8	0	.333	2	6	0	.250	9th	-	-	Bob Wagner
1996	2	10	-	.167	2-6	0-4	0-0	2	10	-	.167	1	7	-	.125	7th	-	-	Fred vonAppen
1997	3	9	-	.250	3-5	0-4	0-0	3	9	-	.250	1	7	-	.125	8th	-	-	Fred vonAppen
1998	0	12	-	.000	0-8	0-4	0-0	0	12	-	.000	0	8	-	.000	8th	-	-	Fred vonAppen
1999	9	4	-	.692	6-4	3-0	0-0	9	4	-	.692	5	2	-	.714	T1st	-	0-1	June Jones
2000	3	9	-	.250	3-5	0-4	0-0	3	9	-	.250	2	6	-	.250	16th	-	0-1	June Jones
2001	9	3	-	.750	6-2	2-1	1-0	9	3	-	.750	5	3	-	.625	14th	-	2-0	June Jones
2002	10	4	-	.714	7-2	3-2	0-0	10	4	-	.714	7	1	-	.875	2nd	-	1-0	June Jones
2003	9	5	-	.643	7-1	2-4	0-0	9	5	-	.643	5	3	-	.625	14th	-	0-2	June Jones
2004	8	5	-	.615	8-1	0-4	0-0	8	5	-	.615	4	4	-	.500	15th	-	0-1	June Jones
2005	5	7	-	.417	3-4	2-3	0-0	5	7	-	.417	4	4	-	.500	5th	-	0-1	June Jones
2006	11	3	-	.786	8-1	3-2	0-0	11	3	-	.786	7	1	-	.875	2nd	-	0-1	June Jones
2007	12	1	-	.923	7-0	5-0	0-1	12	1	-	.923	8	0	-	1.000	1st	19	1-1	June Jones
2008	7	7	-	.500	5-3	2-4	0-0	7	7	-	.500	5	3	-	.625	T2nd	-	1-3	Greg McMackin
2009	6	7	-	.462	4-3	2-4	0-0	6	7	-	.462	3	5	-	.375	T5th	-	0-1	Greg McMackin
2010	10	4	-	.714	6-2	4-2	0-0	10	4	-	.714	7	1	-	.875	T1st	-	1-2	Greg McMackin
2011	6	7	-	.462	4-3	2-4	0-0	6	7	-	.462	3	4	-	.429	T4th	-	-	Greg McMackin

YEARLY RESULTS

YEAR	OVERALL					COLLEGIATE					CONFERENCE					BOWL	FINAL RANK	VS TOP 25	HEAD COACH	
	W	L	T	PCT	Home	Away	Neu.	W	L	T	PCT	W	L	T	PCT					FINISH
2012	3	9	-	.250	3-3	0-6	0-0	3	9	-	.250	1	7	-	.125	19th	-	-	0-1	Norm Chow
2013	1	11	-	.083	1-5	0-6	0-0	1	11	-	.083	0	8	-	.000	6th	-	-	0-2	Norm Chow
2014	4	9	-	.308	3-4	1-5	0-0	4	9	-	.308	3	5	-	.375	4th	-	-	0-1	Norm Chow
2015	3	10	-	.231	3-4	0-6	0-0	3	10	-	.231	0	8	-	.000	6th	-	-	0-2	Chow/Chris Naeole
2016	7	7	-	.500	4-3	3-3	0-1	7	7	-	.500	4	4	-	.500	2nd	Hawai'i	-	0-2	Nick Rolovich
2017	3	9	-	.250	2-4	1-5	0-0	3	9	-	.250	1	7	-	.125	15th	-	-	-	Nick Rolovich
2018	8	6	-	.571	5-3	3-3	0-0	8	6	-	.571	5	3	-	.571	2nd	Hawai'i	-	0-1	Nick Rolovich

ALL-TIME SERIES RECORDS

Team	W	L	T	1st Mt	Lst Mt
Abilene Christian	1	0	0	1980	1980
Air Force	7	13	1	1966	2016
Alabama	1	2	0	2002	2006
Appalachian State	1	0	0	2003	2003
Arizona	0	5	0	1951	2016
Arizona State	2	5	0	1954	2006
Arkansas	0	1	0	1987	1987
Arkansas State	0	1	0	1998	1998
Army West Point	3	1	0	2003	2018
Boise State	3	12	0	1996	2016
Boston College	0	1	0	1996	1996
Bowling Green	1	0	0	1977	1977
Brigham Young	8	23	0	1930	2018
California	2	3	0	1935	2016
California Lutheran	1	0	0	1972	1972
Cal Poly-Pomona	2	1	0	1922	1970
Cal State Fullerton	10	1	0	1972	1990
Cal State Los Angeles	6	6	0	1959	1973
Cal State Northridge	2	0	0	1973	1997
Central Arkansas	1	0	0	2009	2009
Central Florida	1	0	0	1995	1995
Central Washington	2	0	0	1967	1969
Charleston Southern	2	0	0	2007	2010
Cincinnati	1	2	0	1951	2008
College of Idaho	2	0	0	1950	1951
Colorado	3	2	0	1925	2015
Colorado State	10	15	0	1925	2018
Denver	5	5	0	1928	1950
Drake	1	0	0	1931	1931
Duquesne	1	0	0	2018	2018
Eastern Illinois	3	0	0	1999	2006
Florida	0	1	0	2008	2008
Florida Atlantic	0	1	0	2004	2004
Fresno State	22	28	1	1938	2018
Georgia	0	1	0	2008	2008
Grambling	0	3	0	1972	1976
Houston	1	0	0	2003	2003
Humboldt State	5	6	0	1956	1974
Idaho	10	2	0	1931	2011
Idaho State	3	0	0	1958	1967
Illinois	1	0	0	1992	1992
Iowa	1	3	0	1956	1991
Kansas	0	1	0	1985	1985
Kent State	1	1	0	1976	1993
Kentucky	0	1	0	1958	1958
Lamar	1	0	0	2012	2012
Lewis & Clark	5	1	0	1952	1967
Linfield	5	1	0	1967	1972
Long Beach State	4	5	0	1969	1989
Louisiana-Lafayette	1	0	0	1977	1977
Louisiana-Monroe	1	1	0	1997	2015
Louisiana Tech	8	3	0	2000	2018
Maine	1	0	0	1990	1990
Massachusetts	2	0	0	2016	2017
Miami-Ohio	1	0	0	2001	2001
Michigan	0	3	0	1986	2016
Michigan State	1	4	0	1947	2005
Middle Tennessee	2	0	0	1993	2016
Minnesota	1	0	0	1997	1997
Missouri	0	0	1	1994	1994
Montana	4	1	0	1947	2001
Montana State	1	1	0	1947	1976
Navy	3	1	0	1999	2018
Nebraska	1	5	0	1954	1982
Nevada	9	14	0	1920	2018
New Mexico	14	10	0	1964	2016
New Mexico-Highlands	1	1	1	1969	1971
New Mexico State	8	0	0	1978	2011
Northern Arizona	1	0	0	1972	1972
Northern Colorado	1	0	0	2007	2007

Team	W	L	T	1st Mtg	Lst Mtg
Northern Iowa	1	0	0	2014	2014
Northwestern	1	1	0	1998	2004
Notre Dame	0	3	0	1991	2008
Occidental	4	0	0	1924	1928
Ohio	0	1	0	1996	1996
Ohio State	0	1	0	2015	2015
Oklahoma	0	2	0	1932	1983
Oklahoma State	0	1	0	1995	1995
Oregon	3	4	0	1921	1994
Oregon State	3	7	0	1924	2014
Pacific	10	16	0	1939	1991
Parsons	0	1	0	1966	1966
Pittsburgh	1	0	0	1992	1992
Portland	1	0	0	1941	1941
Portland State	4	1	0	1972	2000
Prairie View A&M	1	0	0	1979	1979
Puget Sound	4	0	0	1968	1973
Purdue	1	0	0	2006	2006
Redlands	4	0	0	1947	1964
Rice	3	5	0	1999	2018
Rutgers	1	1	0	1974	1975
St. Mary's (CA)	0	1	0	1947	1947
San Diego State	10	21	2	1939	2018
San Francisco	1	0	0	1931	1931
San José State	21	19	1	1936	2018
Santa Clara	7	4	0	1927	1979
SMU	4	1	0	1998	2002
South Alabama	1	0	0	2012	2012
South Carolina	2	0	0	1977	1981
South Dakota State	0	1	0	1926	1926
SE Missouri State	1	0	0	1994	1994
Southern Miss	0	1	0	1977	1977
Southern Oregon	2	0	0	1956	1959
Stanford	0	3	0	1946	1972
TCU	0	2	0	1999	2000
Temple	0	1	0	1979	1979
Tennessee	0	2	0	1972	1975
Texas	0	1	0	1995	1995
Texas A&I	0	2	0	1975	1976
Texas A&M	0	1	0	1990	1990
Texas Southern	1	0	0	1973	1973
Tulane	3	1	0	1989	2011
Tulsa	5	4	0	1951	2010
UAB	1	0	0	2004	2004
UC Davis	2	0	0	2011	2015
UCLA	0	3	0	1935	2017
UC Santa Barbara	2	5	0	1965	1971
UNLV	16	12	0	1969	2018
USC	0	9	0	1930	2013
U.S. International	6	1	0	1962	1970
Utah	12	15	0	1926	1998
Utah State	6	10	0	1927	2018
UTEP	18	13	0	1948	2004
UT Martin	1	0	0	2016	2016
Washington	2	3	0	1938	2014
Washington State	3	2	0	1926	2009
Weber State	1	0	0	2008	2008
West Virginia	1	0	0	1980	1980
Western Carolina	1	0	0	2017	2017
Western Illinois	0	1	0	1974	1974
Whitworth	2	0	0	1966	1968
Willamette	3	0	2	1941	1962
Wisconsin	1	6	0	1986	2015
Wyoming	10	14	0	1978	2018
Yale	1	0	0	1987	1987
Totals*	391	401	9	.494	

Bold indicates 2019 opponent

* - denotes record against collegiate teams only

VERSUS THE CONFERENCES

MOUNTAIN WEST

	Mtgs	W	L	T	Last 10	Streak	Home	Away	Neutral
Air Force	21	7	13	1	4-6	W1	5-7-1	2-6	0-0
Boise State	15	3	12	0	1-9	L6	3-6	0-6	0-0
Colorado State	25	10	15	0	2-8	W1	7-7	3-8	0-0
Fresno State	51	22	28	1	2-8	L2	14-14	8-14-1	0-0
Nevada	23	9	14	0	2-8	L2	8-6	1-8	0-0
New Mexico	24	14	10	0	3-7	L7	11-6	3-4	0-0
San Diego State	33	10	21	2	3-7	W1	6-11-2	4-10	0-0
San José State	41	21	19	1	6-4	W3	12-13	9-6-1	0-0
UNLV	28	16	12	0	4-6	W1	11-3	5-9	0-0
Utah State	16	6	10	0	4-6	L5	4-5	2-5	0-0
Wyoming	24	10	14	0	3-7	W1	7-7	3-7	0-0
Totals	301	128	168	5	5-5	W2	88-85-3	40-83-2	0-0

AMERICAN ATHLETIC

	W	L	T	Home	Away	Strk
Central Florida	1	0	0	1-0	0-0	W1
Cincinnati	1	2	0	1-1	0-1	L1
Houston	1	0	0	1-0	0-0	W1
Navy	3	1	0	3-0	0-1	W1
SMU	4	1	0	2-1	2-0	W4
Temple	0	1	0	0-1	0-0	L1
Tulane	3	1	0	3-1	0-0	W1
Tulsa	5	4	0	3-2	2-2	L1
Totals	18	10	0	14-6	4-4	W1

ATLANTIC COAST

	W	L	T	Home	Away	Strk
Boston College	0	1	0	0-1	0-0	L1
Pittsburgh	1	0	0	1-0	0-0	W1
Totals	1	1	0	1-1	0-0	L1

BIG TEN

	W	L	T	Home	Away	Strk
Illinois	1	0	0	0-0	0-0	W1
Iowa	1	3	0	1-1	0-2	L1
Michigan	0	3	0	0-2	0-1	L3
Michigan State	1	4	0	1-2	0-2	L1
Minnesota	1	0	0	1-0	0-0	W1
Nebraska	1	5	0	0-4	1-1	L4
Northwestern	1	1	0	1-1	0-0	W1
Ohio State	0	1	0	0-0	0-1	L1
Purdue	1	0	0	1-0	0-0	W1
Rutgers	1	1	0	1-0	0-1	L1
Wisconsin	1	6	0	1-4	0-2	L6
Totals	9	24	0	7-14	1-10	L4

BIG 12

	W	L	T	Home	Away	Strk
Kansas	0	1	0	0-1	0-0	L1
Oklahoma	0	2	0	0-2	0-0	L2
Oklahoma State	0	1	0	0-1	0-0	L1
TCU	0	2	0	0-1	0-1	L2
Texas	0	1	0	0-1	0-0	L1
West Virginia	1	0	0	1-0	0-0	W1
Totals	1	7	0	1-6	0-1	L6

CONFERENCE USA

	W	L	T	Home	Away	Strk
Florida Atlantic	0	1	0	0-1	0-0	L1
Louisiana Tech	8	3	0	5-1	3-2	L1
Middle Tennessee	2	0	0	2-0	0-0	W2
Rice	3	5	0	3-2	0-3	W1
Southern Miss	0	1	0	0-1	0-0	L1
UAB	1	0	0	1-0	0-0	W1
UTEP	18	13	0	12-5	6-8	L1
Totals	32	23	0	23-10	9-13	L1

INDEPENDENTS

	W	L	T	Home	Away	Strk
Army	3	1	0	2-0	1-1	L1
Brigham Young	8	23	0	8-13	0-10	L5
Massachusetts	2	0	0	1-0	1-0	W2
Notre Dame	0	3	0	0-3	0-0	L3
Totals	13	27	0	11-16	2-11	L3

MID-AMERICAN

	W	L	T	Home	Away	Strk
Bowling Green	1	0	0	1-0	0-0	W1
Kent State	1	1	0	1-1	0-0	W1
Miami-Ohio	1	0	0	1-0	0-0	W1
Ohio	0	1	0	0-1	0-0	L1
Totals	3	2	0	3-2	0-0	W1

PAC-12

	W	L	T	Home	Away	Strk
Arizona	0	5	0	0-3	0-2	L5
Arizona State	2	5	0	2-3	0-2	W2
California	2	3	0	1-2	1-0	L1
Colorado	3	2	0	3-0	0-2	W1
Oregon	3	4	0	2-3	1-1	W3
Oregon State	3	7	0	3-5	0-2	L4
Stanford	0	3	0	0-3	0-0	L3
UCLA	0	3	0	0-2	0-1	L3
USC	0	9	0	0-6	0-3	L9
Utah	12	15	0	9-8	3-7	L2
Washington	2	3	0	1-2	1-1	L2
Washington State	3	2	0	2-2	1-0	W2
Totals	30	61	0	23-39	7-21	L3

SOUTHEASTERN

	W	L	T	Home	Away	Strk
Alabama	1	2	0	1-1	0-1	L1
Arkansas	0	1	0	0-1	0-0	L1
Florida	0	1	0	0-0	0-1	L1
Georgia	0	1	0	0-0	0-0	L1
Kentucky	0	1	0	0-0	0-1	L1
Missouri	0	0	1	0-0-1	0-0	T1
South Carolina	2	0	0	2-0	0-0	W2
Tennessee	0	2	0	0-1	0-1	L2
Texas A&M	0	1	0	0-1	0-0	L1
Totals	3	9	1	3-5-1	0-3	L3

SUN BELT

	W	L	T	Home	Away	Strk
Appalachian State	1	0	0	1-0	0-0	W1
Arkansas State	0	1	0	0-1	0-0	L1
Louisiana	1	0	0	1-0	0-0	W1
Louisiana-Monroe	1	1	0	1-1	0-0	W1
South Alabama	1	0	0	1-0	0-0	W1
Totals	4	2	0	4-2	0-0	W3

ALL-TIME SERIES RESULTS

ABILENE CHRISTIAN

UH leads, 1-0

Home: 1-0 Away: 0-0

Date	Score	Mar.	W/L	Site
09/13/80	41-0	+41	W	H

AIR FORCE

AF leads, 13-7-1

Home: 5-7-1 Away: 2-6

Date	Score	Mar.	W/L	Site
10/08/66	0-54	-54	L	A
11/29/80	20-12	+8	W	H
11/27/82	45-21	+24	W	H
11/05/83	10-45	-30	L	A
11/23/85	20-27	-7	L	H
08/30/86	17-24	-7	L	A
11/21/87	31-34	-3	L	H
11/26/88	19-14	+5	W	H
12/09/89	35-35	+0	T	H
09/08/90	3-27	-24	L	A
11/23/91	20-24	-4	L	H
09/12/92	6-3	+3	W	A
11/20/93	45-17	+28	W	H
12/03/94	24-37	-13	L	H
11/25/95	28-45	-17	L	H
10/26/96	7-34	-27	L	A
11/01/97	27-34	-7	L	H
11/24/01	52-30	+22	W	H
11/12/12	7-21	-14	L	A
10/31/15	7-58	-51	L	H
10/22/16	34-27ot	+7	W	A

ALABAMA

ALA leads, 2-1

Home: 1-1 Away: 0-1

Date	Score	Mar.	W/L	Site
11/30/02	16-21	-5	L	H
11/29/03	37-29	+8	W	H
09/02/06	17-25	-8	L	A

APPALACHIAN STATE

UH leads, 1-0

Home: 1-0 Away: 0-0

Date	Score	Mar.	W/L	Site
08/30/03	40-17	+23	W	H

ARIZONA

Ariz leads, 5-0

Home: 0-3 Away: 0-2

Date	Score	Mar.	W/L	Site
12/21/51	21-32	-11	L	H
09/20/52	7-57	-50	L	A
12/03/77	10-17	-7	L	H
09/03/98	6-27	-21	L	H
09/17/16	28-47	-19	L	A

ARIZONA STATE

ASU leads, 5-2

Home: 2-3 Away: 0-2

Date	Score	Mar.	W/L	Site
09/18/54	14-28	-14	L	A
12/02/55	6-39	-33	L	H
09/20/58	6-47	-41	L	A
12/04/59	6-14	-8	L	H
12/07/74	3-26	-23	L	H
12/01/79	29-17	+12	W	H
12/24/06	41-24	+17	W	H

ARKANSAS

ARK leads, 1-0

Home: 0-1 Away: 0-0

Date	Score	Mar.	W/L	Site
12/05/87	20-38	-18	L	H

ARKANSAS STATE

ASU leads, 1-0

Home: 0-1 Away: 0-0

Date	Score	Mar.	W/L	Site
09/26/98	0-20	-20	L	H

ARMY WEST POINT

UH leads, 3-1

Home: 2-0 Away: 1-1

Date	Score	Mar.	W/L	Site
11/22/03	59-28	+31	W	H
09/11/10	31-28	+3	W	A
11/30/13	49-42	+7	W	H
09/15/18	21-28	-7	L	A

BOISE STATE

BSU leads, 12-3

Home: 3-5 Away: 0-7

Date	Score	Mar.	W/L	Site
09/21/96	20-14	+6	W	H
09/18/99	34-19	+15	W	H
11/10/01	21-28	-7	L	H
10/05/02	31-58	-27	L	A
12/06/03	28-45	-17	L	H
10/29/04	3-69	-66	L	A
10/01/05	41-44	-3	L	H
09/23/06	34-41	-7	L	A
11/23/07	39-27	+12	W	H
10/17/08	7-27	-20	L	A
10/24/09	9-54	-45	L	H
11/06/10	7-42	-35	L	A
11/05/12	14-49	-35	L	H
10/03/15	0-55	-55	L	A
11/12/16	16-52	-36	L	H

BOSTON COLLEGE

BC leads, 1-0

Home: 0-1 Away: 0-0

Date	Score	Mar.	W/L	Site
08/31/96	21-24	-3	L	H

BOWLING GREEN

UH leads, 1-0

Home: 1-1 Away: 0-0

Date	Score	Mar.	W/L	Site
11/19/77	41-21	+20	W	H

BRIGHAM YOUNG

BYU leads, 23-8

Home: 8-13 Away: 0-10

Date	Score	Mar.	W/L	Site
12/10/30	49-13	+36	W	H
11/17/50	39-7	+32	W	H
09/29/51	7-20	-13	L	A
11/25/60	13-6	+7	W	H
09/14/74	15-13	+2	W	H
11/25/78	13-31	-18	L	H
10/05/79	15-38	-23	L	A
09/14/80	7-34	-27	L	H
11/14/81	3-13	-10	L	H

BRIGHAM YOUNG (CONT.)

Date	Score	Mar.	W/L	Site
10/16/82	25-39	-14	L	A
09/22/84	13-18	-5	L	H
12/07/85	6-26	-20	L	H
11/08/86	3-10	-7	L	H
10/24/87	14-16	-2	L	H
10/22/88	23-24	-1	L	H
10/28/89	56-14	+42	W	H
12/01/90	59-28	+31	W	H
10/19/91	18-35	-17	L	A
09/26/92	36-32	+4	W	H
09/11/93	38-41	-3	L	A
09/03/94	12-13	-1	L	H
10/28/95	7-45	-38	L	A
11/16/96	14-45	-31	L	H
10/18/97	3-17	-14	L	A
10/17/98	9-31	-22	L	H
12/08/01	72-45	+27	W	H
09/06/02	32-35	-3	L	A
12/03/11	20-41	-21	L	H
09/24/12	0-47	-47	L	A
11/25/17	20-30	-10	L	H
10/13/18	23-49	-26	L	A

CALIFORNIA

Cal leads, 3-2

Home: 1-2 Away: 1-0 Neutral: 0-1

Date	Score	Mar.	W/L	Site
01/01/35	14-0	+14	W	H
11/30/68	12-17	-5	L	H
11/27/93	18-42	-24	L	H
09/17/94	21-7	+14	W	A
08/27/16	31-51	-20	L	N

CENTRAL ARKANSAS

UH leads, 1-0

Home: 1-0 Away: 0-0

Date	Score	Mar.	W/L	Site
09/04/09	25-20	+5	W	H

CENTRAL FLORIDA

UH leads, 1-0

Home: 1-0 Away: 0-0

Date	Score	Mar.	W/L	Site
10/21/95	45-14	+31	W	H

CHARLESTON SOUTHERN

UH leads, 2-0

Home: 2-0 Away: 0-0

Date	Score	Mar.	W/L	Site
09/22/07	66-10	+56	W	H
09/25/10	66-7	+59	W	H

CINCINNATI

CINCY leads, 2-1

Home: 1-1 Away: 0-1

Date	Score	Mar.	W/L	Site
10/06/51	0-34	-34	L	A
11/23/02	20-19	+1	W	H
12/06/08	24-29	-5	L	H

ALL-TIME SERIES RESULTS

COLORADO

UH leads, 3-2

Home: 3-0 Away: 0-2

Date	Score	Mar.	W/L	Site
01/01/25	13-0	+13	W	H
09/18/10	13-31	-18	L	A
09/03/11	34-17	+17	W	H
09/20/14	12-21	-9	L	A
09/03/15	28-20	+8	W	H

COLORADO STATE

CSU leads, 15-10

Home: 7-7 Away: 3-8

Date	Score	Mar.	W/L	Site
12/12/25	41-0	+41	W	H
12/04/64	6-13	-7	L	H
09/18/65	6-54	-48	L	A
09/17/77	16-20	-4	L	H
11/24/79	24-10	+14	W	H
11/28/81	59-6	+53	W	H
09/18/82	23-13	+10	W	A
09/10/83	34-0	+34	W	H
09/15/84	3-10	-7	L	A
11/02/85	34-14	+20	W	H
10/18/86	7-31	-24	L	A
11/07/87	39-38	+1	W	H
09/10/88	31-23	+8	W	A
10/21/89	16-31	-15	L	A
11/24/90	27-30	-3	L	H
09/28/91	16-28	-12	L	A
11/07/92	24-13	+11	W	H
11/11/95	0-22	-22	L	A
10/05/96	16-28	-12	L	H
10/04/97	0-63	-63	L	A
10/27/12	27-42	-15	L	A
10/26/13	28-35	-7	L	H
11/08/14	22-49	-27	L	A
09/30/17	21-51	-30	L	H
08/25/18	43-34	+9	W	A

DRAKE

UH leads, 1-0

Home: 1-0 Away: 0-0

Date	Score	Mar.	W/L	Site
12/19/31	19-13	+6	W	H

DUQUESNE

UH leads, 1-0

Home: 1-0 Away: 0-0

Date	Score	Mar.	W/L	Site
09/22/18	42-21	+21	W	H

EASTERN ILLINOIS

UH leads, 3-0

Home: 3-0 Away: 0-0

Date	Score	Mar.	W/L	Site
09/11/99	31-27	+4	W	H
08/31/02	61-36	+25	W	H
09/30/06	44-9	+35	W	H

FLORIDA

FLA leads, 1-0

Home: 0-0 Away: 0-1

Date	Score	Mar.	W/L	Site
08/30/08	10-56	-46	L	A

FLORIDA ATLANTIC

FAU leads, 1-0

Home: 0-1 Away: 0-0

Date	Score	Mar.	W/L	Site
09/04/04	28-35 ot	-7	L	H

FRESNO STATE

FSU leads, 28-22-1

Home: 14-13 Away: 8-15-1

Date	Score	Mar.	W/L	Site
11/18/38	13-15	-2	L	A
12/02/39	2-38	-36	L	H
01/01/41	0-3	-3	L	H
11/11/46	7-2	+5	W	A
12/06/47	27-13	+14	W	H
12/02/49	41-14	+27	W	H
10/06/50	20-34	-14	L	A
09/25/54	25-20	+5	W	A
11/26/55	18-20	-2	L	H
10/27/56	20-39	-19	L	A
11/22/57	8-31	-23	L	H
11/27/59	13-22	-9	L	H
09/24/60	7-17	-10	L	A
10/03/64	0-28	-28	L	A
11/27/65	3-7	-4	L	H
09/17/66	27-28	-1	L	A
11/25/67	29-19	+10	W	H
11/28/70	49-0	+49	W	H
10/02/71	8-19	-11	L	H
09/22/73	13-10	+3	W	A
11/23/74	21-7	+14	W	H
10/06/84	27-15	+12	W	H
10/05/85	24-24	+0	T	A
11/15/86	24-13	+11	W	H
10/17/92	47-45	+2	W	H
11/13/93	21-45	-24	L	A
09/24/94	16-31	-15	L	H
11/04/95	42-37	-5	W	H
09/28/96	0-20	-20	L	A
10/11/97	28-16	+12	W	H
11/14/98	12-51	-39	L	A
11/13/99	31-24 ot	+7	W	H
11/04/00	27-45	-18	L	A
10/26/01	38-34	+4	W	H
10/25/02	31-21	+10	W	A
10/11/03	55-28	+27	W	H
11/12/04	14-70	-56	L	A
10/29/05	13-27	-14	L	H
10/14/06	68-37	+31	W	A
11/10/07	37-30	+7	W	H
10/04/08	32-29 ot	+3	W	A
10/10/09	17-42	-25	L	A
10/09/10	49-27	+22	W	A
11/19/11	21-24	-3	L	H
10/29/12	10-45	-35	L	A
09/28/13	37-42	-5	L	H
11/29/14	21-28	-7	L	A
11/14/15	14-42	-28	L	H
11/19/16	14-13	+1	W	A
11/11/17	21-31	-10	L	H
10/27/18	20-50	-30	L	A

GEORGIA

UGA leads, 1-0

Home: 0-0 Away: 0-0 Neut: 0-1

Date	Score	Mar.	W/L	Site
01/01/08	10-41	-31	L	N

GRAMBLING

GSU leads, 3-0

Home: 0-3 Away: 0-0

Date	Score	Mar.	W/L	Site
11/04/72	7-46	-39	L	H
09/20/75	6-20	-14	L	H
10/02/76	23-34	-11	L	H

HOUSTON

Hawai'i leads, 1-0

Home: 1-0 Away: 0-0

Date	Score	Mar.	W/L	Site
12/25/03	54-48 3ot+6		W	H

IDAHO

UH leads, 10-2

Home: 7-1 Away: 3-1

Date	Score	Mar.	W/L	Site
01/01/31	37-0	+37	W	H
10/23/60	6-14	-8	L	H
09/24/77	45-26	+19	W	H
09/26/81	21-6	+15	W	H
11/20/04	52-21	+31	W	H
09/24/05	24-0	+24	W	A
10/28/06	68-10	+58	W	H
09/29/07	48-20	+28	W	A
11/22/08	49-17	+32	W	H
10/17/09	23-35	-12	L	A
10/30/10	45-10	+35	W	H
10/29/11	16-14	+2	W	A

IDAHO STATE

UH leads, 3-0

Home: 2-0 Away: 1-0

Date	Score	Mar.	W/L	Site
11/29/58	40-19	+21	W	H
09/26/59	14-8	+6	W	A
11/04/67	21-6	+15	W	H

ILLINOIS

UH leads, 1-0

Home: 0-0 Away: 0-0 Neutral: 1-0

Date	Score	Mar.	W/L	Site
12/30/92	27-17	+10	W	N

IOWA

Iowa leads, 3-1

Home: 1-1 Away: 0-2

Date	Score	Mar.	W/L	Site
10/20/56	0-34	-34	L	A
12/01/84	6-17	-11	L	H
09/03/88	27-24	+3	W	H
09/07/91	10-53	-43	L	A

KANSAS

Kansas leads, 1-0

Home: 0-1 Away: 0-0

Date	Score	Mar.	W/L	Site
08/31/85	27-33	-6	L	H

ALL-TIME SERIES RESULTS

KENT STATE

Tied 1-1

Home: 1-1 Away: 0-0

Date	Score	Mar.	W/L	Site
11/06/76	6-27	-21	L	H
09/18/93	49-17	+32	W	H

KENTUCKY

UK leads, 1-0

Home: 0-0 Away: 0-1

Date	Score	Mar.	W/L	Site
09/13/58	0-51	-51	L	A

LAMAR

UH leads, 1-0

Home: 1-0 Away: 0-0

Date	Score	Mar.	W/L	Site
09/10/12	54-2	+52	W	H

LOUISIANA

UH leads, 1-0

Home: 1-0 Away: 0-0

Date	Score	Mar.	W/L	Site
10/01/77	20-6	+14	W	H

LOUISIANA-MONROE

SERIES TIED, 1-1

Home: 1-1 Away: 0-0

Date	Score	Mar.	W/L	Site
11/22/97	20-23	ot -3	L	H
11/28/15	28-26	+2	W	H

LOUISIANA TECH

UH leads, 8-3

Home: 5-1 Away: 3-2

Date	Score	Mar.	W/L	Site
11/18/00	27-10	+17	W	H
10/18/03	44-41	+3	W	A
11/06/04	34-23	+11	W	H
10/08/05	14-46	-32	L	A
11/11/06	61-17	+44	W	H
09/08/07	45-44	ot +1	W	A
10/11/08	24-14	+10	W	H
09/30/09	6-27	-21	L	A
10/02/10	41-21	+20	W	H
10/01/11	44-26	+18	W	A
12/22/18	14-31	-17	L	H

MAINE

UH leads, 1-0

Home: 1-0 Away: 0-0

Date	Score	Mar.	W/L	Site
10/06/90	44-3	+41	W	H

MASSACHUSETTS

UH leads, 2-0

Home: 1-0 Away: 1-0

Date	Score	Mar.	W/L	Site
11/26/16	46-40	+6	W	H
08/26/17	38-35	+3	W	A

MIAMI-OHIO

UH leads, 1-0

Home: 1-1 Away: 0-0

Date	Score	Mar.	W/L	Site
11/17/01	52-51	+1	W	H

MICHIGAN

UM leads, 3-0

Home: 0-2 Away: 0-1

Date	Score	Mar.	W/L	Site
12/06/86	10-27	-17	L	H
11/28/98	17-48	-31	L	H
09/03/16	3-63	-60	L	A

MICHIGAN STATE

MSU leads, 4-1

Home: 1-2 Away: 0-2

Date	Score	Mar.	W/L	Site
11/29/47	19-58	-39	L	H
10/02/48	21-68	-47	L	A
12/25/89	13-33	-20	L	H
12/04/04	38-41	+3	W	H
09/10/05	14-42	-28	L	A

MIDDLE TENNESSEE

UH leads, 2-0

Home: 2-0 Away: 0-0

Date	Score	Mar.	W/L	Site
09/04/93	35-14	-21	W	H
12/24/16	52-35	+17	W	H

MINNESOTA

UH leads, 1-0

Home: 1-0 Away: 0-0

Date	Score	Mar.	W/L	Site
08/30/97	17-3	+14	W	H

MISSOURI

Tied, 0-0-1

Home: 0-0-1 Away: 0-0

Date	Score	Mar.	W/L	Site
11/26/94	32-32	0	T	H

MONTANA

UH leads, 4-1

Home: 4-1 Away: 0-0

Date	Score	Mar.	W/L	Site
12/20/47	12-14	-2	L	H
11/13/71	25-11	+14	W	H
10/21/72	30-3	+27	W	H
09/11/82	40-0	+40	W	H
09/08/01	30-12	+18	W	H

MONTANA STATE

Tied, 1-1

Home: 0-1 Away: 1-0

Date	Score	Mar.	W/L	Site
10/11/47	14-0	+14	W	A
11/13/76	7-28	-21	L	H

NAVY

UH leads, 3-1

Home: 3-0 Away: 0-1

Date	Score	Mar.	W/L	Site
11/20/99	48-41	+7	W	H
11/28/09	24-17	+7	W	H
11/09/13	28-42	-14	L	A
09/01/18	59-41	+18	W	H

NEBRASKA

NEB leads, 5-1

Home: 0-4 Away: 1-1

Date	Score	Mar.	W/L	Site
11/26/54	0-50	-50	L	H
09/17/55	6-0	+6	W	A
12/04/71	3-45	-42	L	H
12/04/76	3-68	-65	L	H
09/16/78	10-56	-46	L	A
12/04/82	16-37	-21	L	H

NEVADA

UN leads, 14-9

Home: 8-6 Away: 1-8

Date	Score	Mar.	W/L	Site
12/15/20	0-14	-14	L	H
12/07/46	7-26	-19	L	H
12/17/48	12-73	-61	L	H
11/23/68	21-0	+21	W	H
11/11/00	37-17	+20	W	H
09/22/01	20-28	-8	L	A
10/12/02	59-34	+25	W	H
11/15/03	14-24	-10	L	A
10/09/04	48-26	+22	W	H
11/05/05	28-38	-10	L	A
10/07/06	41-34	+7	W	H
11/16/07	28-26	+2	W	A
10/25/08	38-31	+7	W	H
10/31/09	21-31	-10	L	A
10/16/10	27-21	+6	W	H
11/12/11	28-42	-14	L	A
09/22/12	24-69	-45	L	H
09/21/13	9-31	-22	L	A
10/25/14	18-26	-8	L	H
10/24/15	20-30	-10	L	A
10/01/16	38-17	+21	W	H
10/07/17	21-35	-14	L	A
10/20/18	22-40	-18	L	H

NEW MEXICO

UH leads, 14-10

Home: 11-6 Away: 3-4

Date	Score	Mar.	W/L	Site
11/20/64	0-20	-20	L	H
11/27/71	28-21	+7	W	H
09/10/77	26-35	-9	L	H
09/09/78	22-16	+6	W	H
09/22/79	20-3	+17	W	H
10/18/80	31-14	+17	W	A
10/17/81	23-13	+10	W	H
11/20/82	17-41	-24	L	A
10/22/83	25-16	+9	W	H
11/24/84	48-13	+35	W	H
10/26/85	27-17	+10	W	A
10/04/86	27-10	+17	W	H
10/10/87	41-31	+10	W	A
11/05/88	45-3	+42	W	H
09/30/89	60-14	+46	W	H
11/03/90	43-16	+27	W	H
09/14/91	35-13	+22	W	H
10/02/93	14-41	-27	L	A
10/08/94	21-38	-17	L	H
10/14/95	10-24	-14	L	A
10/24/98	20-30	-10	L	H
10/14/12	23-35	-12	L	H
10/17/15	27-28	-1	L	A
10/29/16	21-28	-7	L	H

ALL-TIME SERIES RESULTS

NEW MEXICO STATE

UH leads, 8-0

Home: 5-0 Away: 3-0

Date	Score	Mar.	W/L	Site
11/11/78	35-20	+15	W	H
10/15/05	49-28	+21	W	H
10/21/06	49-30	+19	W	A
10/27/07	50-13	+37	W	H
11/08/08	42-30	+12	W	A
11/14/09	24-6	+18	W	H
11/27/10	59-24	+35	W	A
10/22/11	45-34	+11	W	H

NORTHERN ARIZONA

UH leads, 1-0

Home: 1-0 Away: 0-0

Date	Score	Mar.	W/L	Site
11/11/72	20-13	+7	W	H

NORTHERN COLORADO

UH leads, 1-0

Home: 1-0 Away: 0-0

Date	Score	Mar.	W/L	Site
09/01/07	63-6	+57	W	H

NORTHERN IOWA

UH leads, 1-0

Home: 1-0 Away: 0-0

Date	Score	Mar.	W/L	Site
09/13/14	27-24	+3	W	H

NORTHWESTERN

Tied, 1-1

Home: 1-1 Away: 0-0

Date	Score	Mar.	W/L	Site
11/21/98	21-47	-26	L	H
11/27/04	49-41	+8	W	H

NOTRE DAME

ND leads, 3-0

Home: 0-3 Away: 0-0

Date	Score	Mar.	W/L	Site
11/30/91	42-48	-6	L	H
11/29/97	22-23	-1	L	H
12/24/08	21-49	-28	L	H

OHIO

OU leads, 1-0

Home: 1-1 Away: 0-0

Date	Score	Mar.	W/L	Site
09/07/96	10-21	-11	L	H

OHIO STATE

OSU leads, 1-0

Home: 0-0 Away: 0-1

Date	Score	Mar.	W/L	Site
09/12/15	0-38	-38	L	A

OKLAHOMA

OU leads, 2-0

Home: 0-2 Away: 0-0

Date	Score	Mar.	W/L	Site
01/01/32	0-7	-7	L	H
12/03/83	17-21	-4	L	H

OKLAHOMA STATE

OSU leads, 1-0

Home: 0-1 Away: 0-0

Date	Score	Mar.	W/L	Site
12/02/95	20-24	-4	L	H

OREGON

UO leads, 4-3

Home: 2-3 Away: 1-1

Date	Score	Mar.	W/L	Site
12/26/21	0-47	-47	L	H
01/01/29	0-6	-6	L	H
11/23/29	0-7	-7	L	A
11/29/69	16-57	-41	L	H
12/03/88	41-17	+24	W	H
09/05/92	24-21	+3	W	A
09/10/94	36-16	+20	W	H

OREGON STATE

OSU leads, 7-3

Home: 3-5 Away: 0-2

Date	Score	Mar.	W/L	Site
01/01/24	7-0	+7	W	H
01/01/40	6-39	-33	L	H
01/01/49	27-47	-20	L	H
11/27/76	0-59	-59	L	H
11/25/89	23-21	+2	W	H
12/25/99	23-17	+6	W	H
12/02/06	32-35	-3	L	H
09/13/08	7-45	-38	L	A
09/07/13	14-33	-19	L	A
09/06/14	30-38	-8	L	H

PITTSBURGH

UH leads, 1-0

Home: 1-0 Away: 0-0

Date	Score	Mar.	W/L	Site
12/05/92	36-23	+13	W	H

PORTLAND STATE

UH leads, 4-1

Home: 3-1 Away: 1-0

Date	Score	Mar.	W/L	Site
09/16/72	38-13	+25	W	A
10/18/75	24-7	+17	W	H
10/16/76	20-17	+3	W	H
10/22/77	21-12	+9	W	H
09/09/00	20-45	-25	L	H

PURDUE

UH leads, 1-0

Home: 1-0 Away: 0-0

Date	Score	Mar.	W/L	Site
11/25/06	42-35	+7	W	H

RICE

Rice leads, 5-3

Home: 2-2 Away: 1-3

Date	Score	Mar.	W/L	Site
10/09/99	19-38	-19	L	H
10/21/00	13-38	-25	L	A
09/29/01	24-27	-3	L	H
11/16/02	33-28	+5	W	A
09/27/03	41-21	+20	W	H
09/18/04	29-41	-12	L	A
10/04/14	14-28	-14	L	A
09/08/18	43-29	+14	W	H

RUTGERS

SERIES TIED, 1-1

Home: 1-0 Away: 0-1

Date	Score	Mar.	W/L	Site
11/30/74	28-16	+12	W	H
10/04/75	3-7	-4	L	A

PRAIRIE VIEW A&M

UH leads, 1-0

Home: 1-0 Away: 0-0

Date	Score	Mar.	W/L	Site
10/20/79	65-0	+65	W	H

SAN DIEGO STATE

SDSU leads 21-10-2

Home: 6-11-2 Away: 4-10

Date	Score	Mar.	W/L	Site
11/15/39	13-0	+13	W	A
12/07/40	33-7	+26	W	H
09/20/50	27-49	-22	L	H
01/01/52	13-34	-21	L	H
09/26/53	7-40	-33	L	A
11/08/80	31-6	+25	W	H
10/24/81	28-10	+18	W	A
11/06/82	28-31	-3	L	H
10/01/83	27-27	+0	T	H
10/27/84	16-10	+6	W	H
11/30/85	10-10	+0	T	H
11/22/86	5-35	-30	L	A
10/31/87	21-29	-8	L	H
10/15/88	32-30	+2	W	A
10/07/89	31-24	+7	W	H
11/10/90	38-44	-6	L	A
10/05/91	21-47	-26	L	H
11/14/92	28-52	-24	L	A
10/09/93	14-45	-31	L	H
10/29/94	23-38	-15	L	A
11/18/95	10-49	-39	L	H
10/11/96	8-56	-48	L	A
10/25/97	3-10	-7	L	H
10/09/98	13-35	-22	L	A
12/07/02	41-40	+1	W	H
12/03/05	49-38	+11	W	H
10/06/12	14-52	-38	L	A
11/16/13	21-28	ot -7	L	H
10/18/14	10-20	-10	L	A
10/10/15	14-28	-14	L	H
11/05/16	0-55	-55	L	A
10/28/17	7-28	-21	L	H
11/24/18	31-30	ot +1	W	A

SAN JOSÉ STATE

UH leads, 21-19-1

Home: 12-13 Away: 9-6-1

Date	Score	Mar.	W/L	Site
12/11/36	8-13	-5	L	H
12/04/37	6-7	-1	L	H
12/03/38	13-12	+1	W	H
09/23/55	0-3	-34	L	A
11/30/56	20-0	+20	W	H
11/30/57	0-12	-12	L	H
09/27/58	8-6	+2	W	A
10/03/59	14-44	-30	L	A
12/02/60	6-48	-42	L	H
11/30/62	0-19	-19	L	H
11/25/72	28-14	+14	W	H
11/24/73	3-23	-20	L	H

ALL-TIME SERIES RESULTS

SAN JOSÉ STATE (CONT.)

Date	Score	Mar.	W/L	Site
11/09/74	11-23	-21	L	H
11/29/75	30-20	+10	W	H
09/11/76	7-48	-41	L	A
11/05/77	14-24	-10	L	A
10/07/78	25-11	+14	W	H
09/17/88	36-27	+9	W	H
11/16/91	35-35	+0	T	A
11/09/96	17-38	-21	L	H
11/15/97	14-38	-24	L	A
11/07/98	17-45	-28	L	H
11/06/99	62-41	+21	W	A
10/28/00	48-57	-9	L	H
11/03/01	34-10	+24	W	H
11/02/02	40-31	+9	W	H
11/01/03	13-10	+3	W	A
10/23/04	46-28	+18	W	H
10/22/05	45-38	+7	W	A
11/18/06	54-17	+37	W	H
10/12/07	42-35	ot +7	W	A
09/27/08	17-20	-3	L	H
11/21/09	17-10	ot +7	W	A
11/20/10	41-7	+34	W	H
10/14/11	27-28	-1	L	A
10/05/13	27-37	-10	L	H
11/15/14	13-0	+13	W	A
11/21/15	23-42	-19	L	H
10/08/16	34-17	+17	W	A
10/14/17	37-26	+11	W	H
09/29/18	44-41	5ot +3	W	A

SOUTH ALABAMA

UH leads, 1-0

Home: 1-0 Away: 0-0

Date	Score	Mar.	W/L	Site
11/26/12	23-7	+16	W	H

SOUTH CAROLINA

UH leads, 2-0

Home: 2-0 Away: 0-0

Date	Score	Mar.	W/L	Site
11/26/77	24-7	+17	W	H
12/05/81	33-10	+23	W	H

SOUTH DAKOTA STATE

SDSU leads, 1-0

Home: 0-1 Away: 0-0

Date	Score	Mar.	W/L	Site
12/25/26	2-9	-7	L	H

SE MISSOURI STATE

UH leads, 1-0

Home: 1-0 Away: 0-0

Date	Score	Mar.	W/L	Site
11/12/94	34-0	+34	W	H

SMU

UH leads, 4-1

Home: 2-1 Away: 2-0

Date	Score	Mar.	W/L	Site
10/03/98	0-28	-28	L	H
09/25/99	20-0	+20	W	A
10/14/00	30-15	+15	W	H
10/06/01	38-31	ot +7	W	A
09/29/02	42-10	+32	W	H

SOUTHERN MISS

S. MISS leads, 1-0

Home: 0-1 Away: 0-0

Date	Score	Mar.	W/L	Site
10/15/77	26-28	-2	L	H

STANFORD

Stanford leads, 3-0

Home: 0-3 Away: 0-0

Date	Score	Mar.	W/L	Site
12/23/46	7-18	-11	L	H
01/02/50	20-74	-54	L	H
12/02/72	7-39	-32	L	H

TEMPLE

TEMPLE leads, 1-0

Home: 0-1 Away: 0-0

Date	Score	Mar.	W/L	Site
11/03/79	34-31	-3	L	H

TENNESSEE

TENN leads, 2-0

Home: 0-1 Away: 0-1

Date	Score	Mar.	W/L	Site
10/28/72	2-34	-32	L	A
12/04/75	6-28	-22	L	H

TEXAS

TEXAS leads, 1-0

Home: 0-1 Away: 0-0

Date	Score	Mar.	W/L	Site
09/02/95	17-38	-21	L	H

TEXAS A&M

TAMU leads, 1-0

Home: 0-1 Away: 0-0

Date	Score	Mar.	W/L	Site
09/01/90	13-28	-15	L	H

TEXAS SOUTHERN

UH leads, 1-0

Home: 1-0 Away: 0-0

Date	Score	Mar.	W/L	Site
09/29/73	24-21	+3	W	H

TCU

TCU leads, 2-0

Home: 0-1 Away: 0-1

Date	Score	Mar.	W/L	Site
10/29/99	14-34	-20	L	H
10/07/00	21-41	-20	L	A

TULANE

UH leads, 3-1

Home: 3-1 Away: 0-0

Date	Score	Mar.	W/L	Site
09/02/89	31-26	+5	W	H
12/04/93	56-17	+39	W	H
12/25/02	28-36	-8	L	H
11/26/11	35-23	+12	W	H

TULSA

UH leads, 5-4

Home: 3-2 Away: 2-2

Date	Score	Mar.	W/L	Site
09/22/51	0-58	-58	L	A
11/28/92	38-9	+29	W	H
10/23/99	35-21	+14	W	A
09/30/00	14-24	-10	L	H
10/20/01	36-15	+21	W	A
10/19/02	37-14	+23	W	H
10/04/03	16-27	-10	L	A
10/02/04	44-16	+28	W	H
12/24/10	35-62	-27	L	H

UAB

UH leads, 1-0

Home: 1-0 Away: 0-0

Date	Score	Mar.	W/L	Site
12/24/04	59-40	+19	W	H

UC DAVIS

UH leads, 2-0

Home: 2-0 Away: 0-0

Date	Score	Mar.	W/L	Site
09/24/11	56-14	+42	W	H
09/19/15	47-27	+20	W	H

UCLA

UCLA leads, 3-0

Home: 0-1 Away: 0-2

Date	Score	Mar.	W/L	Site
11/15/35	6-19	-13	L	A
01/02/39	7-32	-25	L	H
09/09/17	23-56	-33	L	A

UNLV

UH leads, 16-12

Home: 11-3 Away: 5-9

Date	Score	Mar.	W/L	Site
10/25/69	57-19	+38	W	H
11/07/70	28-21	+7	W	A
10/27/73	31-29	+2	W	H
10/26/74	8-33	-25	L	A
10/14/78	20-30	-20	L	A
09/29/79	31-48	-17	L	H
11/15/80	24-19	+5	W	A
10/31/81	57-21	+36	W	H
10/15/83	23-0	+23	W	A
09/29/84	16-12	+4	W	H
10/24/92	55-25	+30	W	H
09/30/95	58-30	+28	W	A
10/19/96	38-28	+10	W	H
09/20/97	15-25	-10	L	A
12/02/00	32-34	-2	L	H
09/19/03	22-33	-11	L	A
09/16/06	42-13	+29	W	H
09/15/07	49-14	+35	W	A
09/19/09	33-34	-1	L	A
12/04/10	59-21	+38	W	H
09/17/11	20-40	-20	L	A
11/24/12	48-10	+38	W	H
10/12/13	37-39	-2	L	A
11/22/14	37-35	+2	W	H
11/07/15	21-41	-20	L	A
10/15/16	38-41	-3	L	H
11/04/17	23-31	-8	L	A
11/17/18	35-28	+7	W	H

ALL-TIME SERIES RESULTS

USC						
USC leads, 9-0						
Home: 0-6			Away: 0-3			
Date	Score	Mar.	W/L	Site		
11/15/30	0-52	-52	L	A		
01/01/36	6-38	-32	L	H		
12/02/78	5-21	-16	L	H		
09/04/99	7-62	-55	L	H		
09/13/03	32-61	-29	L	A		
09/03/05	17-63	-45	L	H		
09/02/10	36-49	-13	L	H		
09/03/12	10-49	-39	L	A		
08/29/13	13-30	-17	L	H		

UTAH						
UTAH leads, 15-12						
Home: 9-8			Away: 3-7			
Date	Score	Mar.	W/L	Site		
12/18/26	7-17	-10	L	H		
12/14/35	21-20	+1	W	H		
12/17/38	13-14	-1	L	H		
11/11/39	19-34	-15	L	A		
01/01/47	19-16	+3	W	H		
10/04/47	0-35	-35	L	A		
12/16/50	28-40	-12	L	H		
10/03/53	24-47	-23	L	H		
12/06/58	20-47	-27	L	H		
09/17/60	6-33	-27	L	A		
12/02/67	20-25	-5	L	H		
12/01/73	7-6	+1	W	H		
09/08/79	23-27	-4	L	H		
10/09/82	10-7	+3	W	H		
09/24/83	25-28	-3	L	A		
10/20/84	20-17	+3	W	H		
09/14/85	27-29	-2	L	H		
1/01/86	33-13	+20	W	A		
10/17/87	25-14	+11	W	H		
09/24/88	48-20	+28	W	A		
09/23/89	67-20	+47	W	H		
09/22/90	19-7	+12	W	A		
11/02/91	52-26	+26	W	H		
10/10/92	17-38	-21	L	A		
11/06/93	41-30	+11	W	H		
10/15/94	3-14	-11	L	A		
09/19/98	21-30	-9	L	A		

UTAH STATE						
USU leads, 10-6						
Home: 4-5			Away: 2-5			
Date	Score	Mar.	W/L	Site		
12/17/27	21-20	+1	W	H		
09/14/57	12-26	-14	L	A		
12/11/59	6-48	-42	L	H		
09/11/65	12-31	-19	L	A		
11/26/66	0-48	-48	L	H		
11/12/05	50-23	+27	W	H		
11/04/06	63-10	+53	W	A		
10/06/07	52-37	+25	W	H		
11/01/08	14-30	-16	L	A		
11/07/09	49-6	+43	W	H		
10/23/10	45-7	+38	W	A		
11/05/11	31-35	-4	L	H		
11/02/13	10-47	-37	L	A		
11/01/14	14-35	-21	L	H		
11/18/17	0-38	-38	L	A		
11/03/18	17-56	-39	L	H		

UTEP						
UH leads, 18-13						
Home: 12-5			Away: 6-8			
Date	Score	Mar.	W/L	Site		
12/4/48	6-49	-43	L	H		
10/01/49	7-14	-7	L	A		
12/01/50	13-46	-33	L	H		
10/04/52	26-42	-16	L	A		
11/15/75	21-9	+12	W	H		
11/20/76	28-12	+16	W	H		
11/04/78	35-13	+22	W	H		
10/27/79	27-12	+15	W	A		
10/04/80	14-34	-20	L	H		
11/07/81	35-7	+28	W	A		
09/25/82	17-10	+7	W	H		
10/29/83	25-24	+1	W	H		
10/13/84	24-20	+4	W	A		
11/09/85	23-7	+16	W	A		
09/20/86	31-21	+10	W	H		
09/26/87	13-37	-24	L	A		
10/08/88	25-42	-17	L	H		
11/04/89	26-7	+19	W	H		
10/13/90	10-12	-2	L	A		
11/09/91	24-41	-17	L	H		
10/31/92	41-21	+20	W	A		
09/25/93	52-0	+52	W	H		
10/01/94	28-34	-6	L	A		
09/23/95	42-21	+21	W	H		
10/31/98	13-30	-17	L	A		
10/02/99	33-3	+30	W	H		
09/23/00	7-39	-32	L	A		
10/13/01	66-7	+59	W	H		
09/21/02	31-6	+25	W	A		
10/25/03	31-15	+16	W	H		
10/16/04	20-51	-31	L	A		

UT MARTIN						
UH leads, 1-0						
Home: 1-0			Away: 0-0			
Date	Score	Mar.	W/L	Site		
09/10/16	41-36	+5	W	H		

WASHINGTON						
UW leads, 3-2						
Home: 1-2			Away: 1-1			
Date	Score	Mar.	W/L	Site		
01/02/38	13-53	-40	L	H		
09/15/73	10-7	+3	W	A		
12/01/07	35-28	+7	W	H		
09/10/11	32-40	-8	L	A		
08/30/14	16-17	-1	L	H		

WASHINGTON STATE						
UH leads, 3-2						
Home: 2-2			Away: 1-0			
Date	Score	Mar.	W/L	Site		
01/01/26	20-11	+9	W	H		
01/01/30	7-28	-21	L	H		
11/27/99	14-22	-8	L	H		
11/29/08	24-10	+14	W	H		
09/12/09	38-20	+18	W	A		

WEBER STATE						
UH leads, 1-0						
Home: 1-0			Away: 0-0			
Date	Score	Mar.	W/L	Site		
09/6/08	36-17	+19	W	H		

WESTERN ILLINOIS						
WI leads, 1-0						
Home: 0-1			Away: 0-0			
Date	Score	Mar.	W/L	Site		
11/02/74	0-31	-31	L	H		

WEST VIRGINIA						
UH leads, 1-0						
Home: 1-0			Away: 0-0			
Date	Score	Mar.	W/L	Site		
10/11/80	16-13	+3	W	H		

WISCONSIN						
WISC leads, 6-1						
Home: 1-4			Away: 0-2			
Date	Score	Mar.	W/L	Site		
09/06/86	20-17	+3	W	H		
09/12/87	7-28	-21	L	A		
11/30/96	10-59	-49	L	H		
11/25/00	18-34	-16	L	H		
11/25/05	24-41	-17	L	H		
12/05/09	10-51	-41	L	H		
09/26/15	0-28	-28	L	A		

WYOMING						
WYO leads, 14-10						
Home: 7-7			Away: 3-7			
Date	Score	Mar.	W/L	Site		
11/18/78	27-22	+5	W	H		
11/17/79	13-21	-8	L	H		
09/27/80	20-45	-25	L	A		
10/10/81	14-9	+5	W	A		
10/02/82	10-28	-18	L	H		
11/26/83	13-31	-18	L	H		
11/03/84	31-28	+3	W	H		
10/12/85	26-18	+8	W	A		
11/29/86	35-19	+16	W	H		
11/28/87	20-24	-4	L	H		
11/19/88	22-28	-6	L	H		
09/16/89	15-20	-5	L	A		
11/17/90	38-17	+21	W	H		
08/31/91	32-17	+15	W	A		
11/21/92	42-18	+24	W	H		
10/23/93	10-48	-38	L	A		
11/19/94	10-13	-3	L	H		
09/16/95	6-52	-46	L	A		
09/14/96	0-66	-66	L	A		
09/13/97	6-35	-29	L	H		
11/23/13	56-59	ot -3	L	A		
10/11/14	38-28	+10	W	H		
09/23/17	21-28	ot -7	L	A		
10/06/18	17-13	+4	W	H		

YALE						
UH leads, 1-0						
Home: 1-0			Away: 0-0			
Date	Score	Mar.	W/L	Site		
10/03/87	62-10	+52	W	H		

ALL-TIME RESULTS

The University of Hawai'i football program officially began as a club sport in 1909 as the "Fighting Deans," two years after the College of Hawai'i was founded. The College of Hawai'i became the University of Hawai'i in 1920. The University of Hawai'i became a member of the National Collegiate Athletic Association (NCAA) in 1946 and the football program played its first all-college schedule in 1966.

PHOTO UNAVAILABLE	AUSTIN JONES
	Years: 1909-11 (3)
	Record: 8-6
	Note: Program's first head coach

1909 (2-2)

Coach: Austin Jones

Date	School	Result	Score	Attendance
10/23	McKinley HS	W	6-5	2,500
10/30	O'ahu College (Punahou)	L	0-23	
11/13	McKinley HS	W	10-0	
11/20	O'ahu College (Punahou)L	0-11		

1910 (4-2)

Coach: Austin Jones

Date	School	Result	Score
10/29	McKinley HS	W	16-0
11/05	McKinley HS	W	24-0
11/12	McKinley HS	W	36-0
11/19	O'ahu College (Punahou)W	3-2	
11/24	O'ahu College (Punahou)L	0-9	
12/03	O'ahu College (Punahou)L	0-5	

1911 (2-2)

Coach: Austin Jones

Date	School	Result	Score
10/28	McKinley HS	W	21-0
11/11	Punahou Academy	L	0-17
11/18	McKinley HS	W	6-3
11/30	Punahou Academy	L	5-29

1912-14 NO TEAMS

PHOTO	JOHN PEDEN
	Years: 1915 (1)
	Record: 5-1-1

1915 (5-5-1)

Coach: John Peden

Date	School	Result	Score
10/09	Kamehameha HS	L	0-7
10/16	McKinley HS	W	17-0
10/30	Punahou Academy	W	15-13
11/05	Mills (Mid-Pacific Inst.)	W	50-0
11/13	Punahou Academy	T	0-0
11/17	Kamehameha HS	W	20-16
11/20	McKinley HS	W	19-0

PHOTO UNAVAILABLE	WILLIAM BRITTON
	Years: 1916 (1)
	Record: 3-2-1

1916 (3-2-1)

Coach: William Britton

Date	School	Result	Score
10/14	Punahou Academy	T	12-12
10/21	McKinley HS	W	14-0
10/27	Mills (Mid-Pacific Inst.)	W	38-6
11/04	Kamehameha HS	L	0-10
11/18	Kamehameha HS	W	9-6
11/25	National Guard	L	6-7

PHOTO	DAVID CRAWFORD
	Years: 1917-19 (3)
	Record: 11-1-2

1917 (4-0-1)

Coach: David Crawford

Date	School	Result	Score
10/06	Punahou Academy	T	0-0
10/13	Kamehameha HS	W	7-6
10/20	McKinley HS	W	48-0
10/27	Punahou Academy	W	21-0
11/3	Kamehameha HS	W	12-0

1918 (3-1)

Coach: David Crawford

Date	School	Result	Score
11/09	Aero Squadron	W	21-0
11/16	1st Infantry (Ft. Shafter)	L	7-34
11/23	Aero Squadron	W	27-7
11/28	Signal Corps	W	7-6

1919 (4-0-1)

Coach: David Crawford

Date	School	Result	Score
11/01	Outrigger Canoe Club	T	6-6
11/09	Outrigger Canoe Club	W	27-7
11/15	Schofield	W	10-6
11/29	Luke Field	W	68-0
12/06	Town Team	W	27-2

PHOTO	RAYMOND ELLIOTT
	Years: 1920 (1)
	Record: 6-2
Notes: Coached first collegiate game vs. Nevada.	

1920 (6-2)

Coach: Raymond Elliot

Date	School	Result	Score	Attendance
11/06	Pearl Harbor Navy	W	19-0	
11/13	Luke Field	W	47-0	
11/18	Punahou Academy	W	21-0	
11/27	Schofield	W	41-0	
12/04	Palama	W	7-0	
12/11	Outrigger Canoe Club	L	0-3	
12/18	Waikiki	W	23-14	
12/15	Nevada	L	0-14	4,000

ALL-TIME RESULTS



OTTO "PROC" KLUM

Years: 1921-39 (19) **Record:** 84-51-7

Notes: Winningest coach in school history with 84 wins in 19 years.

1921 (3-3-2)

Coach: Otto "Proc" Klum

Date	School	Result	Score	Attendance
10/08	Honolulu AC	L	6-7	
10/14	Hawai'i Marines	T	0-0	
10/29	National Guard	W	29-7	
11/05	Pearl Harbor Navy	L	0-35	
11/11	Palama	W	13-6	
11/26	Outrigger Canoe Club	T	12-12	
12/03	Town Team	W	7-0	
12/26	Oregon	L	0-47	

1922 (5-1-1)

Coach: Otto "Proc" Klum

Date	School	Result	Score	Attendance
10/07	Field Artillery	W	20-0	
10/14	Fort Ruger	W	88-0	
11/04	National Guard	W	40-0	
11/11	Palama	W	27-0	
11/25	Navy (HI)	L	10-13	
12/09	Town Team	T	6-6	
12/25	Cal Poly-Pomona	W	25-6	

1923 (5-1-2)

Coach: Otto "Proc" Klum

Date	School	Result	Score	Attendance
09/29	Coast Defense	W	83-6	
10/06	Town Team	W	13-0	
10/20	Hawai'i Army	W	27-7	
11/03	National Guard	W	10-0	
11/12	Pearl Harbor Navy	T	19-19	
11/29	at Cal Poly-Pomona	L	7-14	
12/18	Town Team	T	6-6	
01/01	Oregon State	W	7-0	

1924 (8-0)

Coach: Otto "Proc" Klum

Date	School	Result	Score	Attendance
10/04	13th Field Artillery	W	41-0	
10/11	Town Team	W	21-6	
11/11	Army (HI)	W	37-0	
11/22	Navy (HI)	W	16-3	
11/29	Town Team	W	19-0	
12/06	Occidental	W	18-3	
12/13	Healani	W	20-0	
01/01	Colorado	W	13-0	10,000

1925 (10-0)

Coach: Otto "Proc" Klum

Date	School	Result	Score	Attendance
09/26	11th Field Artillery	W	68-0	
09/26	27th Infantry	W	20-0	
10/03	National Guard	W	86-0	
10/10	Healani	W	74-0	
10/24	Palama	W	42-0	
10/31	Pearl Harbor Navy	W	43-0	
11/11	Town Team	W	14-6	
11/26	at Occidental	W	13-0	35,000
12/12	Colorado State	W	41-0	
01/01	Washington State	W	20-11	12,000

1926 (5-4)

Coach: Otto "Proc" Klum

Date	School	Result	Score	Attendance
10/02	Field Artillery	W	101-0	
10/09	UH Alumni	L	0-2	
10/16	Healani	W	101-0	
10/30	National Guard	W	26-7	
11/11	Town Team	L	7-14	10,000
11/19	Navy (HI)	W	33-13	
12/04	SF Olympic Club	W	34-0	
12/18	Utah	L	7-17	
12/25	South Dakota State	L	2-9	

1927 (5-2)

Coach: Otto "Proc" Klum

Date	School	Result	Score	Attendance
10/08	UH Alumni	L	2-3	
10/22	O'ahu Blues	W	20-13	
11/02	Pearl Harbor Navy	W	24-7	
11/11	Town Team	W	10-0	
11/24	at Occidental	W	20-0	45,000
12/17	Utah State	W	21-20	
01/02	Santa Clara	L	12-18	16,000

1928 (2-5)

Coach: Otto "Proc" Klum

Date	School	Result	Score	Attendance
10/06	UH Alumni	L	6-13	
11/06	Mailles	L	13-38	
11/13	Palama	W	38-0	
11/24	Town Team	L	20-39	
12/08	Occidental	W	32-0	
12/15	Denver	L	12-13	
01/01	Oregon	L	0-6	

1929 (4-3)

Coach: Otto "Proc" Klum

Date	School	Result	Score	Attendance
10/05	UH Alumni	W	22-0	
10/15	Honolulu AC	W	14-0	
10/26	St. Louis Alumni	W	32-6	
11/11	Town Team	W	13-0	
11/23	at Oregon	L	0-7	12,000
12/14	Santa Clara	L	0-25	
01/01	Washington State	L	7-28	12,000

1930 (5-2)

Coach: Otto "Proc" Klum

Date	School	Result	Score	Attendance
09/27	UH Alumni	W	12-6	
10/08	Honolulu AC	W	28-0	9,500
10/22	St. Louis Alumni	W	19-7	7,500
10/29	Town Team	L	0-7	10,000
11/15	at USC	L	0-52	17,500
12/10	Brigham Young	W	49-13	10,000
01/01	Idaho	W	37-0	12,000

1931 (3-2-1)

Coach: Otto "Proc" Klum

Date	School	Result	Score	Attendance
10/24	St. Louis Alumni	L	13-20	6,000
11/04	McKinley Alumni	W	20-6	
11/18	Town Team	T	6-6	7,000
12/09	San Francisco	W	18-14	11,000
12/19	Drake	W	19-13	7,000
01/01	Oklahoma	L	0-7	10,000

ALL-TIME RESULTS

1932 (2-1-1)

Coach: Otto "Proc" Klum

Date	School	Result	Score	Attendance
10/01	McKinley Alumni	L	0-13	3,000
10/19	Kamehameha Alumni	T	0-0	2,500
11/02	St. Louis Alumni	W	12-2	
11/19	Town Team	W	20-13	

1933 (4-3)

Coach: Otto "Proc" Klum

Date	School	Result	Score	Attendance
09/27	McKinley Alumni	W	13-7	7,000
10/11	St. Louis Alumni	L	0-14	6,000
10/25	Kamehameha Alumni	L	12-19	4,500
11/11	at Denver	W	7-6	
11/23	Hawai'i Navy	W	21-7	
12/02	Town Team (HC)	W	13-7	
01/01	Santa Clara (NYC)	L	7-26	12,755

1934 (6-0)

Coach: Otto "Proc" Klum

Date	School	Result	Score	Attendance
10/10	McKinley Alumni	W	13-0	
10/31	Town Team	W	26-7	13,000
11/16	Kamehameha Alumni	W	33-0	13,000
12/01	St. Louis Alumni	W	20-0	
12/15	Denver	W	36-14	18,000
01/01	California (NYC)	W	14-0	19,000

1935 (5-3)

Coach: Otto "Proc" Klum

Date	School	Result	Score	Attendance
09/27	St. Louis Alumni	W	18-0	9,000
10/04	McKinley Alumni	W	40-0	8,000
10/16	Kamehameha Alumni	W	19-7	12,000
10/25	Town Team	W	10-7	18,000
11/09	at Denver	L	7-14	15,000
11/15	at UCLA	L	6-19	15,000
12/14	Utah	W	21-20	17,000
01/01	USC (PB)	L	6-38	12,000

1936 (3-5)

Coach: Otto "Proc" Klum

Date	School	Result	Score	Attendance
10/02	McKinley Alumni	L	0-26	10,000
10/09	Town Team	L	6-13	7,000
10/16	Kamehameha Alumni	L	13-20	5,000
10/23	McKinley Alumni	W	13-0	3,500
10/30	Kamehameha Alumni	L	12-18	5,000
12/02	Town Team	W	12-7	5,500
12/11	San José State	L	8-13	17,500
01/02	Honolulu All-Stars	W	18-12	5,000

1937 (2-6)

Coach: Otto "Proc" Klum

Date	School	Result	Score	Attendance
10/08	McKinley Alumni	W	21-13	4,500
10/15	Town Team	L	7-19	17,000
10/22	Kamehameha Alumni	L	6-27	8,000
11/12	Town Team	L	7-21	
11/19	Kamehameha Alumni	L	18-53	
12/04	San José State (S)	L	6-7	18,500
12/18	Denver	W	7-6	16,000
01/02	Washington (PB)	L	13-53	13,000

1938 (4-4)

Coach: Otto "Proc" Klum

Date	School	Result	Score	Attendance
10/07	Kamehameha Alumni	W	18-8	9,000
10/14	Town Team	W	19-12	15,000
10/21	Pearl Harbor Navy	W	33-0	16,000
11/12	at Denver	L	12-20	
11/18	at Fresno State	L	13-15	5,000
12/03	San José State (S)	W	13-12	18,000
12/17	Utah	L	13-14	18,000
01/02	UCLA (PB)	L	7-32	18,000

1939 (3-6)

Coach: Otto "Proc" Klum

Date	School	Result	Score	Attendance
10/06	Polar Bears	W	12-6	18,000
10/13	Healani	L	13-24	14,000
10/20	Pearl Harbor Navy	W	30-0	9,000
10/26	Polar Bears	L	6-7	13,000
11/11	at Utah	L	19-34	15,000
11/15	at San Diego State	W	13-0	4,000
12/02	Fresno State (S)	L	2-38	21,000
12/16	Pacific	L	6-19	18,000
01/01	Oregon State (PB)	L	6-39	13,000



EUGENE "LUKE" GILL

Years: 1940-41 (2) Record: 10-6

Notes: Served as co-coach in 1941, the last season before World War II.

1940 (2-5)

Coach: Eugene "Luke" Gill

Date	School	Result	Score	Attendance
10/18	Polar Bears	L	28-35	15,000
10/25	Healani	L	13-28	15,000
11/01	Polar Bears	W	21-20	
11/15	Healani	L	4-25	7,000
12/07	San Diego State (S)	W	33-7	22,000
12/14	Denver	L	16-19	22,000
01/01	Fresno State (PB)	L	0-3	20,000



TOMMY KAULUKUKUI

Years: 1941, '46-50 (6) Record: 42-19-3

Note: Former All-American led UH to 3 Pineapple Bowl victories.

1941 (8-1)

Coaches: Eugene "Luke" Gill & Tom Kaulukukui

Date	School	Result	Score	Attendance
09/14	at Pacific	W	14-0	12,000
09/20	at Portland	W	33-6	9,000
10/10	Hawai'i Bears	W	20-6	19,000
10/17	Na Alii	W	19-6	15,000
10/27	Healani	L	6-26	19,000
11/07	Na Alii	W	33-14	4,000
11/19	Hawai'i Bears	W	27-13	5,500
11/26	Healani	W	21-6	11,000
12/06	Willamette (S)	W	20-6	24,000

1942-45 NO TEAMS

ALL-TIME RESULTS

1946 (8-2, Independent)

Coach: Tom Kaulukukui

Date	School	Result	Score	Attendance
09/25	Hawaiian Pine	W	14-6	8,000
10/02	Kaala	W	44-0	3,500
10/09	Olympic	W	27-0	
10/16	Lanakila	W	73-6	2,500
11/01	at Pacific	W	19-13	7,000
11/11	at Fresno State	W	7-2	15,000
11/27	Healani	W	58-6	
12/07	Nevada (S)	L	7-26	25,000
12/23	Stanford	L	7-18	17,000
01/01	Utah (PB)	W	19-16	22,000

1947 (8-5, Independent)

Coach: Tom Kaulukukui

Date	School	Result	Score	Attendance
09/17	Moiiliili Bears	W	18-6	19,000
09/27	St. Mary's (CA)	L	7-27	27,000
10/04	at Utah	L	0-35	23,518
10/11	at Montana State	W	14-0	10,000
10/22	Olympic	W	40-15	5,000
10/29	Kaialums	W	65-0	
11/05	Leialums	W	26-0	10,000
11/12	Mickalums	W	33-13	
11/29	Michigan State	L	19-58	14,000
12/06	Fresno State (S)	W	27-13	26,000
12/13	Denver	L	0-27	5,000
12/20	Montana	L	12-14	5,000
01/01	Redlands (PB)	W	33-32	12,000

1948 (7-4-1, Independent)

Coach: Tom Kaulukukui

Date	School	Result	Score	Attendance
09/07	Kauai Broncos	W	20-0	2,000
09/17	Cardinals	W	47-0	7,000
09/22	Islanders	T	20-20	2,000
10/02	at Michigan State	L	21-68	30,281
10/09	at Redlands	W	55-0	
10/21	Olympic	W	52-12	2,000
11/03	Leilehua Vandals	W	53-7	18,000
11/11	Ford Island	W	39-6	14,000
11/24	Leilehua Vandals	W	14-7	
12/04	Texas Mines (UTEP)	L	6-49	14,000
12/17	Nevada	L	12-73	11,000
01/01	Oregon State (PB)	L	27-47	14,000

1949 (6-3, Independent)

Coach: Tom Kaulukukui

Date	School	Result	Score	Attendance
09/23	Moiiliili Cards	W	59-6	9,000
10/01	at Texas Western (UTEP)	L	7-14	15,000
10/07	at Denver	W	27-14	15,000
10/28	Islanders	W	98-7	5,500
11/04	Moiiliili Cards	W	34-0	2,500
11/11	Leilehua	W	76-6	2,000
12/02	Fresno State	W	41-14	15,000
12/16	Pacific (HC)	L	0-75	28,000
01/02	Stanford (PB)	L	20-74	20,000

1950 (5-4-2, Independent)

Coach: Tom Kaulukukui

Date	School	Result	Score	Attendance
09/20	San Diego State	L	27-49	12,000
09/27	Leilehua	T	6-6	
10/06	at Fresno State	L	20-34	11,000
10/14	at Willamette	T	21-21	
10/20	College of Idaho	W	43-14	
11/08	Islanders	W	41-6	

11/17	Brigham Young	W	39-7	12,000
11/22	Cardinals	W	24-6	
12/01	Texas Western (UTEP)	L	13-46	12,000
12/16	Utah (HC)	L	28-40	7,000
01/01	Denver (PB)	W	28-27	11,000



ARCHIE KODROS

Years: 1951 (1)

Record: 4-7

1951 (4-7, Independent)

Coach: Archie Kodros

Date	School	Result	Score	Attendance
09/12	Town Team	W	8-2	18,000
09/22	at Tulsa	L	0-58	15,000
09/29	at Brigham Young	L	7-20	8,000
10/06	at Cincinnati	L	0-34	20,000
10/24	Mickalums	W	40-20	1,000
11/07	Town Team	W	47-13	1,500
11/18	Sub Pac (San Diego)	L	33-35	14,000
11/30	College of Idaho	W	31-13	11,000
12/16	Pendleton	L	26-31	5,000
12/21	Arizona (HC)	L	21-32	
01/01	San Diego State (PB)	L	13-34	10,000



HANK VASCONCELLOS

Years: 1952-60 (9) Record: 43-46-3

Note: Coached UH to a 6-0 upset of Nebraska in Lincoln.

1952 (5-5-2, Independent)

Coach: Hank Vasconcellos

Date	School	Result	Score	Attendance
09/12	Town Team	W	42-0	20,000
09/20	at Arizona	L	7-57	18,000
09/26	at Lewis & Clark	W	21-20	3,700
10/04	at Texas Western (UTEP)	L	26-42	10,000
10/15	Hawaiian AC	W	47-0	
10/22	Barber's Point	W	40-20	
10/30	Hawai'i 49ers	T	21-21	9,000
11/05	Town Team	W	40-7	900
11/16	Hawai'i 49ers	L	14-41	
11/28	Willamette (HC)	T	7-7	8,500
12/05	Pacific	L	13-49	7,000
12/13	Barber's Point	L	7-16	

1953 (5-6, Independent)

Coach: Hank Vasconcellos

Date	School	Result	Score	Attendance
09/04	Islanders	W	13-6	22,000
09/17	Kaneohe Marines	W	22-13	7,500
09/26	at San Diego State	L	7-40	
10/03	at Utah	L	24-47	
10/10	at Pacific	L	8-26	11,000
10/21	Pearl Harbor Navy	L	7-12	
11/01	Hawai'i 49ers	L	13-27	6,000
11/08	Pacific Army	W	28-6	
11/15	Barber's Point	W	26-0	500
11/22	Pearl Harbor Marines	L	7-27	3,000
12/04	Lewis & Clark (HC)	W	34-12	7,500

1954 (4-4, Independent)

Coach: Hank Vasconcellos

Date	School	Result	Score	Attendance
09/03	Prep All-Stars	W	14-13	20,000
09/18	at Arizona State	L	14-28	12,000
09/25	at Fresno State	W	25-20	10,000

ALL-TIME RESULTS

10/06	Pearl Harbor Navy	W	28-27	4,500
10/13	Hawai'i Rams	L	0-13	6,000
10/24	Pacific Army	L	7-14	
11/14	Hawai'i Marines	W	45-13	
11/26	Nebraska (HC)	L	0-50	20,000

1955 (7-4, Independent)

Coach: Hank Vasconcellos

Date	School	Result	Score	Attendance
09/02	Prep All-Stars	W	33-7	18,000
09/17	at Nebraska	W	6-0	23,000
09/23	at San José State	L	0-34	16,000
10/07	Pearl Harbor Navy	W	19-12	6,000
10/28	Hawai'i Marines	W	20-19	9,000
11/05	Pearl Harbor Navy	W	25-0	7,000
11/16	Hawai'i Rams	W	26-12	5,000
11/21	Hawai'i Marines (forfeit)	L	0-2	
11/26	Fresno State	L	18-20	9,000
12/02	Arizona State (HC)	L	6-39	13,000
12/11	Hawai'i Rams	W	34-21	1,000

1956 (7-3, Independent)

Coach: Hank Vasconcellos

Date	School	Result	Score	Attendance
08/31	Prep All-Stars	W	21-7	22,000
09/21	Pearl Harbor Navy	W	59-7	
09/28	Humboldt State	W	33-6	12,000
10/07	Hawai'i Rams	W	32-7	1,000
10/20	at (#15) Iowa	L	0-34	40,000
10/27	at Fresno State	L	20-39	7,000
11/09	Southern Oregon	W	59-0	5,500
11/18	Hawai'i Marines	L	2-7	4,000
11/24	Lewis & Clark	W	45-6	6,000
11/30	San José State (HC)	W	20-0	6,000

1957 (4-4-1, Independent)

Coach: Hank Vasconcellos

Date	School	Result	Score	Attendance
09/14	at Utah State	L	12-26	5,000
09/21	at Lewis & Clark	W	40-6	
09/28	at Humboldt State	W	26-0	5,000
10/11	Willamette	W	27-0	11,000
10/27	Pearl Harbor Navy	W	26-7	
11/03	Hawai'i Marines	T	7-7	9,000
11/11	Hawai'i Rams	L	6-7	5,000
11/22	Fresno State (HC)	L	8-31	9,000
11/30	San José State (S)	L	0-12	13,000

1958 (5-7, Independent)

Coach: Hank Vasconcellos

Date	School	Result	Score	Attendance
08/22	Honolulu All-Stars	W	6-0	23,000
09/13	at Kentucky	L	0-51	16,000
09/20	at Arizona State	L	6-47	
09/27	at San José State	W	8-6	11,500
10/10	San Diego Marines	L	0-27	5,000
10/19	Hawai'i Rams	W	12-7	2,000
10/26	Hawai'i Marines	L	23-28	3,000
11/02	Hawai'i Rams	L	6-8	2,000
11/08	Hawai'i Marines	W	12-8	4,000
11/14	Humboldt State	L	6-12	
11/29	Idaho State	W	40-19	2,000
12/06	Utah (HC, S)	L	20-47	18,000

1959 (3-6, Independent)

Coach: Hank Vasconcellos

Date	School	Result	Score	Attendance
08/21	Hawai'i All-Stars	L	0-13	18,792
09/19	at Southern Oregon	W	20-13	

09/26	at Idaho State	W	14-8	5,000
10/03	at San José State	L	14-44	
10/30	Pacific (S)	L	0-6	20,000
11/13	Cal State-LA	W	27-6	7,000
11/27	Fresno State	L	13-22	8,000
12/04	Arizona State	L	6-14	8,000
12/11	Utah State (HC)	L	6-48	7,000

1960 (3-7, Independent)

Coach: Hank Vasconcellos

Date	School	Result	Score	Attendance
08/26	Honolulu All-Stars	W	7-0	21,127
09/10	at Cal State-LA	W	20-7	7,800
09/17	at Utah	L	6-33	16,160
09/24	at Fresno State	L	7-17	20,000
10/01	at Pacific	L	20-28	8,000
10/23	Idaho	L	6-14	12,000
10/28	Humboldt State	L	15-29	9,000
11/11	Lewis & Clark (HC)	L	13-18	7,000
11/25	Brigham Young	W	13-6	10,000
12/02	San José State	L	6-48	20,000

1961 NO TEAM



JIM ASATO

Years: 1962-64 (3) **Record:** 15-12

Note: Posted 6-2 record in 1962 following one-year hiatus.

1962 (6-2, Independent)

Coach: Jim Asato

Date	School	Result	Score	Attendance
09/12	Old Timers	W	19-14	3,000
09/22	at Cal Western (USIU)	W	14-8	6,000
09/29	at Cal State-LA	L	6-10	3,267
10/17	Kaimuki Spartans	W	27-0	1,039
10/31	Tantalus Rangers	W	13-0	2,000
11/07	Waikiki Surfers	W	19-0	2,000
11/24	Willamette (HC)	W	14-12	12,038
11/30	San José State (S)	L	0-19	13,547

1963 (5-5, Independent)

Coach: Jim Asato

Date	School	Result	Score	Attendance
09/19	AAH All-State	W	25-12	2,000
09/28	at Humboldt State	L	13-30	5,500
10/05	at Redlands	W	7-6	
10/17	AAH All-Stars	W	26-14	1,415
10/23	Hawai'i Colts	W	21-14	8,000
11/02	Cal State-LA	L	7-43	7,576
11/13	Hawai'i Colts	W	28-0	2,468
11/26	Cal Western (HC-USIU)	L	13-16	4,303
11/30	Service Stars	L	20-26	3,171
12/06	Pacific (S)	L	0-6	8,560

1964 (4-5, Independent)

Coach: Jim Asato

Date	School	Result	Score	Attendance
09/07	Hawai'i 49ers	W	6-2	5,023
09/19	at Cal Western (USIU)	W	24-3	23,400
09/26	at Cal State-LA	L	0-43	4,073
10/03	at Fresno State	L	0-28	8,500
10/16	Humboldt State	L	14-19	3,353
11/13	Redlands (S)	W	26-0	10,351
11/20	New Mexico (HC)	L	0-20	5,000
11/27	Service Stars	W	28-3	2,641
12/04	Colorado State	L	6-13	4,096

ALL-TIME RESULTS



CLARK SHAUGHNESSY

Years: 1965 (1) **Record:** 1-8-1

Note: Inducted into College Football Hall of Fame in 1968.

1965 (1-8-1, Independent)

Coach: Clark Shaughnessy

Date	School	Result	Score	Attendance
09/04	Hawai'i Colts	T	26-26	4,006
09/11	at Utah State	L	12-31	7,000
09/18	at Colorado State	L	6-54	11,700
09/25	Humboldt State	L	6-14	5,500
10/02	at Pacific	L	0-21	4,000
10/30	Cal State-LA (S)	L	7-37	14,000
11/13	UC Santa Barbara	L	0-3	2,807
11/20	Cal Western (HC-USIU)	W	10-8	
11/27	Fresno State	L	3-7	2,356
12/03	Service Stars	L	15-26	1,807



PHIL SARBOE

Years: 1966 (1) **Record:** 4-6

Note: Played three seasons in NFL...former Washington State coach.

1966 (4-6, Independent)

Coach: Phil Sarboe

Date	School	Result	Score	Attendance
09/17	at Fresno State	L	27-28	12,000
09/24	at UC Santa Barbara	L	6-24	
10/01	British Columbia	W	27-6	6,734
10/08	at Air Force	L	0-54	37,786
10/15	Humboldt State	W	7-0	4,500
10/22	Pacific	L	0-41	7,000
10/29	Cal Western (USIU)	W	21-17	
11/05	Whitworth	W	12-6	1,000
11/19	Parsons (HC)	L	10-21	7,500
11/26	Utah State (S)	L	0-48	10,000



DON KING

Years: 1967 (1)

Record: 6-4

Note: UH's third coach in three years.

1967 (6-4, Independent)

Coach: Don King

Date	School	Result	Score	Attendance
09/23	Linfield	L	13-15	20,000
09/30	Lewis & Clark	W	34-3	15,000
10/14	Central Washington	W	30-7	20,000
10/21	at Humboldt State	L	0-13	3,500
10/28	Cal State-LA	L	3-9	17,500
11/04	Idaho State	W	21-6	11,500
11/11	UC Santa Barbara (S)	W	15-7	17,500
11/18	at Cal Western (USIU)	W	40-14	4,000
11/25	Fresno State (HC)	W	29-19	18,500
12/02	Utah	L	20-25	18,500



DAVE HOLMES

Years: 1968-73 (6) **Record:** 46-17-1

Note: Guided teams to six winning seasons and two 9-win campaigns.

1968 (7-3, Independent)

Coach: Dave Holmes

Date	School	Result	Score	Attendance
09/21	Humboldt State	W	34-20	15,478
09/28	Puget Sound	W	38-28	15,440
10/05	British Columbia	W	48-0	15,891
10/12	at UC Santa Barbara	L	14-49	8,500
10/19	Santa Clara (S)	W	23-12	19,852
11/02	at Cal State-LA	L	33-46	2,914
11/09	Whitworth	W	54-14	8,721
11/16	Linfield	W	35-13	12,950
11/23	Nevada (HC)	W	21-0	14,005
11/30	California	L	12-17	19,042

1969 (6-3-1, Independent)

Coach: Dave Holmes

Date	School	Result	Score	Attendance
09/20	New Mexico Highlands	T	16-16	21,447
09/27	Central Washington	W	38-6	14,840
10/04	at Puget Sound	W	30-20	7,000
10/11	Long Beach State	L	14-28	11,515
10/18	at Santa Clara	W	33-26	7,133
10/25	UNLV (HC)	W	57-19	15,965
11/01	Cal State-LA (S)	W	52-28	20,223
11/15	Linfield	W	41-14	13,282
11/22	UC Santa Barbara	L	16-21	15,290
11/29	Oregon	L	16-57	21,717

1970 (9-2, Independent)

Coach: Dave Holmes

Date	School	Result	Score	Attendance
09/19	U.S. International	W	14-13	16,889
09/26	at Long Beach State	W	23-14	10,351
10/03	Santa Clara	W	39-24	16,175
10/10	Cal Poly-Pomona	W	29-10	16,410
10/24	at UC Santa Barbara	L	20-22	5,000
10/31	Cal State-LA (HC)	W	31-7	10,121
11/07	at UNLV	W	28-21	5,002
11/14	Linfield	W	19-17	17,181
11/21	Pacific (S)	W	14-0	17,362
11/28	Fresno State	W	49-0	9,319
12/05	New Mexico Highlands	L	10-21	14,503

1971 (7-4, Independent)

Coach: Dave Holmes

Date	School	Result	Score	Attendance
09/25	Linfield	W	44-6	18,132
10/02	at Fresno State	L	8-19	10,500
10/09	Cal State-LA	W	26-0	14,449
10/16	Santa Clara	W	32-14	15,224
10/23	New Mexico Highlands	W	28-9	14,069
10/30	UC Santa Barbara (HC)	W	23-14	12,624
11/06	at Pacific	L	17-40	6,226
11/13	Montana (S)	W	25-11	19,025
11/20	Long Beach State	L	21-46	14,510
11/27	New Mexico	W	28-21	14,792
12/04	(#1) Nebraska	L	3-45	23,002

ALL-TIME RESULTS

1972 (8-3, Independent)

Coach: Dave Holmes

Date	School	Result	Score	Attendance
09/16	at Portland State	W	38-13	5,514
09/23	Cal Lutheran	W	38-10	17,590
10/07	Puget Sound	W	27-10	17,067
10/14	Cal State Fullerton (HC)	W	49-15	16,324
10/21	Montana	W	30-3	17,901
10/28	at (#16) Tennessee	L	2-34	63,903
11/04	Grambling	L	7-46	23,003
11/11	Northern Arizona (S)	W	20-13	13,100
11/18	Linfield	W	36-17	12,769
11/25	San José State	W	28-14	14,912
12/02	Stanford	L	7-39	18,397

1973 (9-2, Independent)

Coach: Dave Holmes

Date	School	Result	Score	Attendance
09/15	at Washington	W	10-7	52,500
09/22	at Fresno State	W	13-10	8,683
09/29	Texas Southern	W	24-21	23,500
10/06	Cal State-LA	W	16-9	23,015
10/20	Puget Sound	W	30-7	23,000
10/27	UNLV	W	31-29	23,011
11/03	Cal State Northridge (HC)	W	28-3	19,281
11/10	Santa Clara (S)	W	40-9	22,987
11/17	Pacific	L	3-28	23,206
11/24	San José State	L	3-23	20,777
12/01	Utah	W	7-6	15,662



LARRY PRICE

Years: 1974-76 (3)

Record: 15-18

Note: Led UH to Division I status.

1974 (6-5, Independent)

Coach: Larry Price

Date	School	Result	Score	Attendance
09/14	Brigham Young	W	15-13	23,000
09/21	Humboldt State	W	35-9	18,555
10/05	at Pacific	W	23-14	11,842
10/19	Long Beach State	W	28-21	20,278
10/26	at UNLV	L	8-33	15,418
11/02	Western Illinois	L	0-31	18,372
11/09	San José State	L	11-32	13,629
11/16	Santa Clara (S)	L	3-9	14,064
11/23	Fresno State (HC)	W	21-7	10,628
11/30	Rutgers	W	28-16	16,308
12/07	Arizona State	L	3-26	23,000

1975 (6-5, Independent)

Coach: Larry Price

Date	School	Result	Score	Attendance
09/13	Texas A&I	L	9-43	32,247
09/20	Grambling	L	6-20	29,422
10/04	at Rutgers	L	3-7	17,000
10/18	Portland State	W	24-7	20,157
10/25	Santa Clara (HC)	W	48-40	21,133
11/01	Cal State Fullerton	W	16-7	19,178
11/08	at Long Beach State	L	0-10	13,210
11/15	UTEP	W	21-9	18,664
11/22	Pacific (S)	W	17-10	21,208
11/29	(#15) San José State	W	30-20	21,697
12/04	Tennessee	L	6-28	40,585

1976 (3-8, Independent)

Coach: Larry Price

Date	School	Result	Score	Attendance
09/11	at San José State	L	7-48	19,500
09/18	Texas A&I	L	21-56	22,708
09/25	at Pacific	L	12-21	8,625
10/02	Grambling	L	23-34	20,891
10/16	Portland State (HC)	W	20-17	18,860
10/30	Cal State Fullerton	W	27-7	17,207
11/06	Kent	L	6-27	17,447
11/13	Montana State (S)	L	7-28	20,515
11/20	UTEP	W	28-12	14,169
11/27	Oregon State	L	0-59	16,594
12/04	(#19) Nebraska	L	3-68	33,737



DICK TOMEY

Years: 1977-86 (10) **Record:** 63-46-3

Note: Circle of Honor inductee who guided UH into WAC.

1977 (5-6, Independent)

Coach: Dick Tomey

Date	School	Result	Score	Attendance
09/10	New Mexico	L	26-35	26,532
09/17	Colorado State	L	16-20	26,193
09/24	Idaho	W	45-26	25,463
10/01	SW Louisiana	W	20-6	31,762
10/08	at Pacific	L	7-37	10,364
10/15	Southern Mississippi	L	26-28	26,474
10/22	Portland State (HC)	W	21-12	29,949
11/05	at San José State	L	14-24	8,145
11/19	Bowling Green State	W	41-21	28,034
11/26	South Carolina	W	24-7	30,146
12/03	Arizona	L	10-17	30,994

1978 (6-5, Independent)

Coach: Dick Tomey

Date	School	Result	Score	Attendance
09/09	New Mexico	W	22-16	40,701
09/16	at (#12) Nebraska	L	10-56	75,615
09/30	Cal State Fullerton	W	42-33	36,618
10/07	San José State	W	25-11	36,049
10/14	at UNLV	L	20-30	17,010
10/28	Pacific (HC)	L	17-27	36,867
11/04	UTEP	W	35-13	27,240
11/11	New Mexico State	W	35-20	25,193
11/18	Wyoming (S)	W	27-22	40,182
11/25	Brigham Young	L	13-31	35,678
12/02	(#3) USC	L	5-21	48,767

1979 (6-5-3-4 WAC, T4th)

Coach: Dick Tomey

Date	School	Result	Score	Attendance
09/08	Utah*	L	23-27	41,511
09/22	New Mexico*	W	20-3	40,079
09/29	UNLV*	L	31-48	44,143
10/05	at (#20) Brigham Young*	L	15-38	34,741
10/13	Santa Clara	W	52-3	35,455
10/20	Prairie View	W	65-0	28,839
10/27	at UTEP*	W	27-12	26,003
11/03	Temple (HC)	L	31-34	33,742
11/17	Wyoming* (S)	L	13-21	36,743
11/24	Colorado State*	W	24-10	31,812
12/01	Arizona State	W	29-17	42,040

ALL-TIME RESULTS

1980 (8-3/4-3 WAC, 3rd)

Coach: Dick Tomey

Date	School	Result	Score	Attendance
09/13	Ablene Christian	W	41-0	46,649
09/20	Pacific	W	25-14	43,900
09/27	at Wyoming*	L	20-45	20,883
10/04	UTEP*	L	14-34	40,421
10/11	West Virginia (HC)	W	16-13	41,889
10/18	at New Mexico*	W	31-14	15,813
10/25	Brigham Young*	L	7-34	49,139
11/01	Cal State Fullerton	W	31-21	38,166
11/08	San Diego State*	W	31-6	36,485
11/15	at UNLV*	W	24-19	27,239
11/29	Air Force*	W	20-12	46,203

1981 (9-2/6-1 WAC, 2nd)

Coach: Dick Tomey

Date	School	Result	Score	Attendance
09/19	Cal State Fullerton	W	38-12	45,061
09/26	Idaho	W	21-6	43,719
10/10	at Wyoming*	W	14-9	19,931
10/17	New Mexico*	W	23-13	46,692
10/24	at San Diego State*	W	28-10	33,167
10/31	UNLV* (HC)	W	57-21	46,153
11/07	at UTEP*	W	35-7	9,600
11/14	(#17) Brigham Young*	L	3-13	45,355
11/21	Pacific	L	17-23	36,368
11/28	Colorado State*	W	59-6	32,955
12/05	South Carolina	W	33-10	43,958

1982 (6-5/4-4 WAC, 5th)

Coach: Dick Tomey

Date	School	Result	Score	Attendance
09/11	Montana	W	40-0	43,317
09/18	at Colorado State*	W	23-13	24,290
09/25	UTEP*	W	17-10	42,924
10/02	Wyoming*	L	10-28	43,493
10/09	Utah*	W	10-7	43,381
10/16	at Brigham Young*	L	25-39	65,178
10/30	Cal State Fullerton	W	9-3	34,133
11/06	San Diego State* (HC)	L	28-31	42,050
11/20	at New Mexico*	L	17-41	23,028
11/27	Air Force*	W	45-21	40,019
12/04	(#3) Nebraska	L	16-37	46,866

1983 (5-5-1/3-3-1 WAC, 5th)

Coach: Dick Tomey

Date	School	Result	Score	Attendance
09/10	Colorado State*	W	34-0	43,266
09/17	Long Beach State	L	21-23	46,350
09/24	at Utah*	L	25-28	30,258
10/01	San Diego State*	T	27-27	34,153
10/15	at UNLV	W	23-0	16,520
10/22	New Mexico* (HC)	W	25-16	47,799
10/29	UTEP*	W	25-24	40,785
11/05	at Air Force*	L	10-45	26,501
11/19	Pacific	W	31-21	38,290
11/26	Wyoming*	L	13-31	43,352
12/03	Oklahoma	L	17-21	45,143

1984 (7-4/5-2 WAC, 2nd)

Coach: Dick Tomey

Date	School	Result	Score	Attendance
09/08	Cal State Fullerton	L	13-21	45,066
09/15	at Colorado State*	L	3-10	25,754
09/22	(#4) Brigham Young*	L	13-18	50,000
09/29	UNLV	W	16-12	41,904
10/06	Fresno State	W	27-15	41,999
10/13	at UTEP*	W	24-20	21,121

10/20	Utah*	W	20-17	43,804
10/27	San Diego State*	W	16-10	44,017
11/03	Wyoming* (HC)	W	31-28	48,804
11/24	New Mexico*	W	48-13	46,290
12/01	Iowa	L	6-17	50,000

1985 (4-6-2/4-3-1 WAC, 4th)

Coach: Dick Tomey

Date	School	Result	Score	Attendance
08/31	Kansas	L	27-33	46,626
09/14	Utah*	L	27-29	46,591
09/21	Long Beach State	L	30-33	43,076
10/05	at Fresno State	T	24-24	29,676
10/12	at Wyoming*	W	26-18	14,433
10/19	Pacific	L	15-24	41,500
10/26	at New Mexico*	W	27-17	19,111
11/02	Colorado State* (HC)	W	34-14	43,451
11/09	at UTEP*	W	23-7	12,910
11/23	(#10) Air Force*	L	20-27	50,000
11/30	San Diego State*	T	10-10	40,316
12/07	(#9) Brigham Young*	L	6-26	47,482

1986 (7-5/4-4 WAC, 4th)

Coach: Dick Tomey

Date	School	Result	Score	Attendance
08/30	at Air Force*	L	17-24	46,242
09/06	Wisconsin	W	20-17	45,403
09/20	UTEP*	W	31-21	46,427
10/04	New Mexico*	W	27-10	46,119
10/18	at Colorado State*	L	7-31	28,310
10/25	Cal State Fullerton	W	26-15	40,423
11/01	at Utah*	W	33-13	26,274
11/08	Brigham Young* (HC)	L	3-10	50,000
11/15	Fresno State	W	24-13	40,487
11/22	at San Diego State*	L	5-35	23,838
11/29	Wyoming*	W	35-19	40,383
12/06	(#4) Michigan	L	10-27	50,000



BOB WAGNER

Years: 1987-95 (9) Record: 58-49-3

Note: Coached first WAC championship team, first mainland bowl game.

1987 (5-7/3-5 WAC, T6th)

Coach: Bob Wagner

Date	School	Result	Score	Attendance
09/05	Cal State Fullerton	W	44-0	45,408
09/12	at Wisconsin	L	7-28	53,509
09/26	at UTEP*	L	13-37	46,921
10/03	Yale	W	62-10	43,238
10/10	at New Mexico*	W	41-31	15,565
10/17	Utah*	W	25-14	41,133
10/24	Brigham Young*	L	14-16	50,000
10/31	San Diego State* (HC)	L	21-29	41,437
11/07	Colorado State*	W	39-38	38,578
11/21	Air Force*	L	31-34	43,340
11/28	Wyoming*	L	20-24	39,690
12/05	Arkansas	L	20-38	42,712

1988 (9-3/5-3 WAC, T3rd)

Coach: Bob Wagner

Date	School	Result	Score	Attendance
09/03	(#9) Iowa	W	27-24	46,721
09/10	at Colorado State*	W	31-23	21,741
09/17	San José State	W	36-27	45,683
09/24	at Utah*	W	48-20	32,892
10/08	UTEP*	L	25-42	50,000
10/15	at San Diego State*	W	32-30	27,142
10/22	Brigham Young*	L	23-24	50,089

ALL-TIME RESULTS

10/29	Long Beach State	W	34-31	37,498
11/05	New Mexico* (HC)	W	45-3	39,953
11/19	(#16) Wyoming*	L	22-28	43,177
11/26	Air Force*	W	19-14	43,942
12/03	Oregon	W	41-17	44,801

1989 (9-3-1/5-2-1 WAC, 3rd)

Coach: Bob Wagner

Date	School	Result	Score	Attendance
09/02	Tulane	W	31-26	47,489
09/09	Long Beach State	W	63-10	42,317
09/16	at Wyoming*	L	15-20	20,102
09/23	Utah*	W	67-20	42,417
09/30	New Mexico*	W	60-14	41,706
10/07	San Diego State*	W	31-24	42,958
10/21	at Colorado State*	L	16-31	29,774
10/28	(#18) Brigham Young*	W	56-14	50,000
11/04	UTEP* (HC)	W	26-7	44,752
11/11	Pacific	W	34-26	39,167
11/25	Oregon State	W	23-21	45,763
12/09	Air Force*	T	35-35	48,799
12/25	(#22) Michigan State (AB)	L	13-33	50,000

1990 (7-5/4-4 WAC, 5th)

Coach: Bob Wagner

Date	School	Result	Score	Attendance
09/01	(#13) Texas A&M	L	13-28	45,700
09/08	at Air Force*	L	3-27	40,213
09/22	at Utah*	W	19-7	29,140
10/06	Maine	W	44-3	41,264
10/13	at UTEP*	L	10-12	16,121
10/20	Cal State Fullerton	W	45-21	37,712
10/27	Pacific (HC)	W	35-24	39,941
11/03	New Mexico*	W	43-16	38,626
11/10	at San Diego State*	L	38-44	20,450
11/17	Wyoming*	W	38-17	39,103
11/24	Colorado State*	L	27-30	39,000
12/01	(#4) Brigham Young*	W	59-28	49,695

1991 (4-7-1/3-5 WAC, 5th)

Coach: Bob Wagner

Date	School	Result	Score	Attendance
08/31	at Wyoming*	W	32-17	22,508
09/07	at (#15) Iowa	L	10-53	70,044
09/14	New Mexico*	W	35-13	43,300
09/21	Pacific	W	30-21	39,928
09/28	at Colorado State*	L	16-28	30,476
10/05	San Diego State* (HC)	L	21-47	44,023
10/19	at Brigham Young*	L	18-35	65,866
11/02	Utah*	W	52-26	42,781
11/09	UTEP*	L	24-41	40,356
11/16	at San José State	T	35-35	20,289
11/23	Air Force*	L	20-24	43,760
11/30	(#18) Notre Dame	L	42-48	50,000

1992 (11-2/6-2 WAC, T1st)

Coach: Bob Wagner

Date	School	Result	Score	Attendance
09/05	at Oregon	W	24-21	32,560
09/12	at Air Force*	W	6-3	39,269
09/26	Brigham Young*	W	36-32	50,000
10/10	at Utah*	L	17-38	30,506
10/17	Fresno State*	W	47-45	44,175
10/24	UNLV (HC)	W	55-25	43,665
10/31	at UTEP*	W	41-21	20,734
11/07	Colorado State*	W	24-13	43,458
11/14	at San Diego State*	L	28-52	50,151
11/21	Wyoming*	W	42-18	43,151
11/28	Tulsa	W	38-9	40,292
12/05	Pittsburgh	W	36-23	46,281
12/30	vs. Illinois (HOB)	W	27-17	44,457

1993 (6-6/3-5 WAC, 8th)

Coach: Bob Wagner

Date	School	Result	Score	Attendance
09/04	Middle Tennessee State	W	35-14	41,753
09/11	at Brigham Young*	L	38-41	65,771
09/18	Kent	W	49-17	38,931
09/25	UTEP*	W	52-0	40,388
10/02	at New Mexico*	L	14-41	28,873
10/09	San Diego State*	L	14-45	49,276
10/23	at Wyoming*	L	10-48	25,208
11/06	Utah* (HC)	W	41-30	39,279
11/13	at Fresno State*	L	21-45	39,808
11/20	Air Force*	W	45-17	38,991
11/27	California	L	18-42	41,260
12/04	Tulane	W	56-17	36,576

1994 (3-8-1/0-8 WAC, 10th)

Coach: Bob Wagner

Date	School	Result	Score	Attendance
09/03	Brigham Young*	L	12-13	48,352
09/10	Oregon	W	36-16	40,492
09/17	at California	W	21-7	41,000
09/24	Fresno State*	L	16-31	41,405
10/01	at UTEP*	L	28-34	21,238
10/08	New Mexico*	L	21-38	37,061
10/15	at Utah*	L	3-14	30,210
10/29	at San Diego State*	L	23-38	34,096
11/12	Southeast Missouri	W	34-0	33,675
11/19	Wyoming* (HC)	L	10-13	35,654
11/26	Missouri	T	32-32	33,979
12/03	Air Force*	L	24-37	36,371

1995 (4-8-2/6-9th)

Coach: Bob Wagner

Date	School	Result	Score	Attendance
09/02	Texas	L	17-38	43,243
09/16	at Wyoming*	L	6-52	21,631
09/23	UTEP*	W	42-21	38,688
09/30	at UNLV	W	58-30	15,764
10/14	at New Mexico*	L	10-24	25,201
10/21	Central Florida	W	45-14	31,463
10/28	at Brigham Young*	L	7-45	64,680
11/04	Fresno State*	W	42-37	31,228
11/11	at Colorado State*	L	0-22	25,235
11/18	San Diego State* (HC)	L	10-49	33,351
11/25	Air Force*	L	28-45	32,459
12/02	Oklahoma State	L	20-24	32,001



FRED VONAPPEN

Years: 1996-98 (3) Record: 5-31

Notes: Single-season record 12 losses in 1998.

1996 (2-10/1-7 WAC, 7th)

Coach: Fred vonAppen

Date	School	Result	Score	Attendance
08/31	Boston College	L	21-24	37,402
09/07	Ohio	L	10-21	32,069
09/14	at Wyoming*	L	0-66	15,182
09/21	Boise State	W	20-14	35,497
09/28	at Fresno State*	L	0-20	36,428
10/05	Colorado State*	L	16-28	32,010
10/11	at San Diego State*	L	8-56	27,098
10/19	UNLV*	W	38-28	29,536
10/26	at Air Force*	L	7-34	36,454
11/09	San José State* (HC)	L	17-38	30,300
11/16	Brigham Young*	L	14-45	32,445
11/30	Wisconsin	L	10-59	34,727

ALL-TIME RESULTS

1997 (3-9/1-7 WAC, 8th)

Coach: Fred vonAppen

Date	School	Result	Score	Attendance
08/30	Minnesota	W	17-3	35,248
09/06	CS Northridge	W	34-21	33,138
09/13	Wyoming*	L	6-35	42,369
09/20	at UNLV*	L	15-25	27,117
10/04	at Colorado State*	L	0-63	30,047
10/11	Fresno State*	W	28-16	28,206
10/18	at Brigham Young*	L	3-17	64,558
10/25	San Diego State*	L	3-10	29,342
11/01	Air Force*	L	27-34	29,850
11/15	at San José State*	L	14-38	9,437
11/22	Northeast Louisiana (HC) L	20-23 ot	27,862	
11/29	Notre Dame	L	22-23	41,509

1998 (0-12/0-8 WAC, 8th)

Coach: Fred vonAppen

Date	School	Result	Score	Attendance
09/03	(#24) Arizona	L	6-27	38,745
09/19	at Utah*	L	21-30	37,699
09/26	Arkansas State	L	0-20	28,159
10/03	SMU*	L	0-28	25,912
10/09	at San Diego State*	L	13-35	20,320
10/17	Brigham Young*	L	9-31	29,944
10/24	New Mexico*	L	20-30	25,234
10/31	at UTEP*	L	13-30	15,207
11/07	San José State* (HC)	L	17-45	26,716
11/14	at Fresno State*	L	12-51	33,505
11/21	Northwestern	L	21-47	25,918
11/28	(#15) Michigan	L	17-48	34,193



JUNE JONES

Years: 1999-2007 (9) Record: 76-41

Note: Six bowl game appearances, including Sugar Bowl in 2007.

1999 (9-4/5-2 WAC, T1st)

Coach: June Jones

Date	School	Result	Score	Attendance
09/04	(#21) USC	L	7-62	50,000
09/11	Eastern Illinois	W	31-27	28,762
09/18	Boise State	W	34-19	31,751
09/25	at SMU*	W	20-0	15,131
10/02	UTEP* (HC)	W	33-3	39,021
10/09	Rice*	L	19-38	37,975
10/23	at Tulsa*	W	35-21	15,756
10/29	TCU*	L	14-34	36,026
11/06	at San José State*	W	62-41	15,367
11/13	Fresno State*	W	31-24 2ot	37,283
11/20	Navy	W	48-41	41,895
11/27	Washington State	L	14-22	45,382
12/25	Oregon State (OB)	W	23-17	40,974

2000 (3-9/2-6 WAC, T6th)

Coach: June Jones

Date	School	Result	Score	Attendance
09/09	Portland State	L	20-45	50,000
09/23	at UTEP*	L	7-39	36,637
09/30	Tulsa*	L	14-24	36,430
10/07	at (#14) TCU*	L	21-41	31,896
10/14	SMU* (HC)	W	30-15	36,635
10/21	at Rice*	L	13-38	22,521
10/28	San José State*	L	48-57	33,855
11/04	at Fresno State*	L	27-45	42,160
11/11	Nevada*	W	37-17	33,731
11/18	Louisiana Tech	W	27-10	31,963
11/25	Wisconsin	L	18-34	41,313
12/02	UNLV	L	32-34	34,792

2001 (9-3/5-3 WAC, T4th)

Coach: June Jones

Date	School	Result	Score	Attendance
09/08	vs. Montana#	W	30-12	12,863
09/22	at Nevada*	L	20-28	15,876
09/29	Rice*	L	24-27	35,443
10/06	at SMU*	W	38-31 ot	12,082
10/13	UTEP*	W	66-7	34,128
10/20	at Tulsa*	W	36-15	17,629
10/26	(#18) Fresno State*	W	38-34	37,900
11/03	San José State*	W	34-10	36,566
11/10	Boise State* (HC)	L	21-28	45,012
11/17	Miami-Ohio	W	52-51	33,148
11/24	Air Force	W	52-30	41,148
12/08	(#9) Brigham Young	W	72-45	50,000

2002 (10-4/7-1 WAC, 2nd)

Coach: June Jones

Date	School	Result	Score	Attendance
08/31	Eastern Illinois	W	61-36	39,958
09/06	at Brigham Young	L	32-35	63,085
09/21	at UTEP*	W	31-6	35,170
09/29	SMU*	W	42-10	36,096
10/05	at Boise State*	L	31-58	25,857
10/12	Nevada*(HC)	W	59-34	39,616
10/19	Tulsa*	W	37-14	34,098
10/25	at Fresno State*	W	31-21	37,615
11/02	San José State*	W	40-31	36,784
11/16	at Rice*	W	33-28	19,714
11/23	Cincinnati	W	20-19	36,851
11/30	(#14) Alabama	L	16-21	50,000
12/07	San Diego State	W	41-40	36,671
12/25	Tulane (HB)	L	28-36	35,513

2003 (9-5/5-3 WAC, T4th)

Coach: June Jones

Date	School	Result	Score	Attendance
08/30	Appalachian State	W	40-17	42,996
09/13	at (#4) USC	L	32-61	73,654
09/19	at UNLV	L	22-33	34,287
09/27	Rice*	W	41-21	40,040
10/04	at Tulsa*	L	16-27	17,342
10/11	Fresno State*	W	55-28	41,153
10/18	at Louisiana Tech*	W	44-41	19,128
10/25	UTEP* (HC)	W	31-15	40,136
11/01	at San José State*	W	13-10	13,523
11/15	at Nevada*	L	14-24	15,268
11/22	Army	W	59-28	41,668
11/29	Alabama	W	37-29	43,477
12/06	(#18) Boise State*	L	28-45	39,685
12/25	Houston (HB)	W	54-48 3ot	29,005

2004 (8-5/4-4 WAC, T5th)

Coach: June Jones

Date	School	Result	Score	Attendance
09/04	Florida Atlantic	L	28-35 ot	35,624
09/18	at Rice*	L	29-41	8,109
10/02	Tulsa*	W	44-16	44,429
10/09	Nevada*	W	48-26	35,078
10/16	at UTEP*	L	20-51	44,381
10/23	San José State* (HC)	W	46-28	36,264
10/29	at (#18) Boise State*	L	3-69	29,591
11/06	Louisiana Tech*	W	34-23	32,987
11/12	at Fresno State*	L	14-70	38,956
11/20	Idaho	W	52-21	30,864
11/27	Northwestern	W	49-41	33,846
12/04	Michigan	W	41-38	41,654
12/24	UAB (HB)	W	59-40	38,754

ALL-TIME RESULTS

2005 (5-7/4-4 WAC, 5th)

Coach: June Jones

Date	School	Result	Score	Attendance
09/03	(#1) USC	L	17-63	50,000
09/10	at Michigan State	L	14-42	74,043
09/24	at Idaho*	W	24-0	15,635
10/01	Boise State*	L	41-44	31,695
10/08	at Louisiana Tech*	L	14-46	16,242
10/15	New Mexico State* (HC)	W	49-28	29,002
10/22	at San José State*	W	45-38	18,129
10/29	Fresno State*	L	13-27	28,196
11/05	at Nevada*	L	28-38	11,723
11/12	Utah State*	W	50-23	27,892
11/25	Wisconsin	L	24-41	34,031
12/03	San Diego State	W	49-38	28,326

2006 (11-3/7-1 WAC, 2nd)

Coach: June Jones

Date	School	Result	Score	Attendance
09/02	at Alabama	L	17-25	92,138
09/16	UNLV	W	42-13	32,008
09/23	at (#25) Boise State*	L	34-41	30,652
09/30	Eastern Illinois	W	44-9	29,358
10/07	Nevada*	W	41-34	33,761
10/14	at Fresno State*	W	68-37	39,122
10/21	at New Mexico State*	W	49-30	17,318
10/28	Idaho* (HC)	W	68-10	34,051
11/04	at Utah State*	W	63-10	10,291
11/11	Louisiana Tech*	W	61-17	32,083
11/18	San José State*	W	54-17	33,622
11/25	Purdue	W	42-35	47,825
12/02	Oregon State	L	32-35	50,000
12/24	Arizona State (HB)	W	41-24	43,435

2007 (12-1/8-0 WAC, 1st)

Coach: June Jones

Date	School	Result	Score	Attendance
09/01	Northern Colorado	W	63-6	40,252
09/08	at Louisiana Tech*	W	45-44 ot	22,135
09/15	at UNLV	W	49-14	38,125
09/22	Charleston Southern	W	66-10	37,723
09/29	at Idaho*	W	48-20	13,807
10/06	Utah State*	W	52-37	36,360
10/12	at San José State*	W	42-35 ot	20,473
10/27	New Mexico State* (HC)	W	50-13	41,218
11/10	Fresno State*	W	37-30	49,047
11/16	at Nevada*	W	28-26	22,437
11/23	(#17) Boise State*	W	39-27	50,000
12/01	Washington	W	35-28	50,000
01/01	vs. (#4) Georgia (SB)	L	10-41	74,383



GREG MCMACKIN

Years: 2008-11 (4) **Record:** 29-25

Note: 2nd-highest win total for first-year head coach (7).

2008 (7-7/5-3 WAC, T2nd)

Coach: Greg McMackin

Date	School	Result	Score	Attendance
08/30	at (#5) Florida	L	10-56	90,575
09/06	Weber State	W	36-17	39,446
09/13	at Oregon State	L	7-45	45,059
09/27	San José State*	L	17-20	40,571
10/04	at (#22) Fresno State*	W	32-29 ot	40,572
10/11	Louisiana Tech* (HC)	W	24-14	40,246
10/17	at (#15) Boise State*	L	7-27	32,342
10/25	Nevada*	W	38-31	40,225
11/01	at Utah State*	L	14-30	12,112

11/08	at New Mexico State*	W	42-30	10,861
11/22	Idaho*	W	49-17	39,014
11/29	Washington State	W	24-10	42,312
12/06	(#13) Cincinnati	L	24-29	40,549
12/24	Notre Dame (HB)	L	21-49	45,718

2009 (6-7/3-5 WAC, T5th)

Coach: Greg McMackin

Date	School	Result	Score	Attendance
09/04	Central Arkansas	W	25-20	35,751
09/12	at Washington State^	W	38-20	42,912
09/19	at UNLV	L	33-34	29,717
09/30	at Louisiana Tech*	L	6-27	21,263
10/10	Fresno State*	L	17-42	38,556
10/17	at Idaho*	L	23-35	12,763
10/24	(#6) Boise State*	L	9-54	37,928
10/31	at Nevada*	L	21-31	14,735
11/07	Utah State* (HC)	W	49-36	31,499
11/14	New Mexico State*	W	24-6	32,628
11/21	at San José State*	W	17-10 ot	18,327
11/28	Navy	W	24-17	40,643
12/05	Wisconsin	L	10-51	40,069

2010 (10-4/7-1 WAC, T1st)

Coach: Greg McMackin

Date	School	Result	Score	Attendance
09/02	(#14) USC	L	36-49	44,204
09/11	at Army	W	31-28	30,042
09/18	at Colorado	L	13-31	47,840
09/25	Charleston Southern	W	66-7	30,300
10/02	Louisiana Tech*	W	41-21	29,469
10/09	at Fresno State*	W	49-27	38,494
10/16	(#19) Nevada*	W	27-21	42,031
10/23	at Utah State*	W	45-7	17,111
10/30	Idaho* (HC)	W	45-10	37,466
11/06	at (#2) Boise State*	L	7-42	34,060
11/20	San José State*	W	41-7	33,523
11/27	at New Mexico State*	W	59-24	11,841
12/04	UNLV	W	59-21	37,820
12/24	Tulsa (HB)	L	35-62	43,673

2011 (6-7, 3-4 WAC, T4th)

Coach: Greg McMackin

Date	School	Result	Score	Attendance
09/03	Colorado	W	34-17	37,001
09/10	at Washington	L	32-40	63,252
09/17	at UNLV	L	20-40	21,248
09/24	UC Davis	W	56-14	30,756
10/01	at Louisiana Tech*	W	44-26	25,212
10/14	at San José State*	L	27-28	24,643
10/22	New Mexico State* (HC)	W	45-34	33,671
10/29	at Idaho*	W	16-14	10,461
11/05	Utah State*	L	31-35	30,301
11/12	at Nevada*	L	28-42	16,527
11/19	Fresno State*	L	21-24	28,907
11/26	Tulane	W	35-23	27,411
12/03	Brigham Young	L	20-41	34,446

ALL-TIME RESULTS



NORM CHOW

Year: 2012-15 (4) **Record:** 10-36

Note: 1st Asian-American coach of major FBS program.

2012 (3-9, 1-7 MW, T9th)

Coach: Norm Chow

Date	School	Result	Score	Attendance
09/03	at (#1) USC	L	10-49	93,706
09/10	Lamar	W	54-2	31,442
09/17	Nevada*	L	24-69	31,417
09/24	at Brigham Young	L	0-47	62,022
10/01	at San Diego State*	L	14-52	50,586
10/14	New Mexico* (HC)	L	23-35	31,632
10/22	at Colorado State*	L	27-42	16,573
10/29	at Fresno State*	L	10-45	30,755
11/05	Boise State*	L	14-49	29,471
11/12	at Air Force*	L	7-21	25,313
11/19	UNLV*	W	48-10	28,359
11/26	South Alabama	W	23-7	27,865

2013 (1-11, 0-8 MW, 6th - West)

Coach: Norm Chow

Date	School	Result	Score	Attendance
08/29	(#24) USC	L	13-30	39,058
09/07	at Oregon State	L	14-33	38,179
09/21	at Nevada*	L	9-31	23,240
09/28	(#25) Fresno State*	L	37-42	28,755
10/05	San José State*	L	27-37	27,146
10/12	at UNLV*	L	37-39	22,755
10/26	Colorado State* (HC)	L	28-35	29,752
11/02	at Utah State*	L	10-47	21,428
11/09	at Navy	L	28-42	33,327
11/16	San Diego State*	L	21-28 ot	28,530
11/23	at Wyoming*	L	56-59 ot	12,227
11/30	Army	W	49-42	32,690

2014 (4-9, 3-5 MW, 4th - West)

Coach: Norm Chow

Date	School	Result	Score	Attendance
08/30	(#25) Washington	L	16-17	36,411
09/06	Oregon State	L	30-38	29,050
09/13	Northern Iowa	W	27-24	24,999
09/20	at Colorado	L	12-21	39,478
10/04	at Rice	L	14-28	17,465
10/11	Wyoming*	W	38-28	24,273
10/18	at San Diego State*	L	10-20	35,686
10/25	Nevada*(HC)	L	18-26	27,061
11/01	Utah State*	L	14-35	24,761
11/08	at Colorado State*	L	22-49	25,236
11/15	at San José State*	W	13-0	17,962
11/22	UNLV*	W	37-35	25,604
11/29	at Fresno State*	L	21-28	32,580

2015 (3-10, 0-8 MW, 6th - West)

Coaches: Norm Chow (9 gms) & Chris Naeole (4 gms)

Date	School	Result	Score	Attendance
09/03	Colorado	W	28-20	24,255
09/12	at (#1) Ohio State	L	0-38	107,145
09/19	UC Davis	W	47-27	25,714
09/26	at (#22) Wisconsin	L	0-28	80,829
10/03	at Boise State*	L	0-55	35,907
10/10	San Diego State*(HC)	L	14-28	28,543
10/17	at New Mexico*	L	27-28	20,541
10/24	at Nevada*	L	20-30	19,992
10/31	Air Force*	L	7-58	22,430
11/07	at UNLV*	L	21-41	20,006
11/14	Fresno State*	L	14-42	21,485
11/21	San José State*	L	23-42	20,320
11/28	Louisiana-Monroe	W	28-26	21,284



NICK ROLOVICH

Year: 2016-18 (3) **Record:** 18-22

Note: Two bowl games in first three seasons and led UH to first winning record since 2010.

2016 (7-7, 4-4 MW, 2nd - West)

Coach: Nick Rolovich

Date	School	Result	Score	Attendance
08/27	vs. California\$	L	31-51	61,247
09/03	at (#7) Michigan	L	3-63	110,222
09/10	UT Martin	W	41-36	22,900
09/17	at Arizona	L	28-47	50,116
10/01	Nevada*	W	38-17	23,503
10/08	at San José State*	W	34-17	16,837
10/15	UNLV*(HC)	L	38-41	31,287
10/22	at Air Force*	W	34-27 ot	29,132
10/29	New Mexico*	L	21-28	23,964
11/05	at San Diego State*	L	0-55	41,644
11/12	(#24) Boise State*	L	16-52	22,731
11/19	at Fresno State*	W	14-13	26,951
11/26	Massachusetts	W	46-40	22,739
12/24	Middle Tennessee (HB)	W	52-35	23,175

2017 (3-9, 1-7 MW, T5th - West)

Coach: Nick Rolovich

Date	School	Result	Score	Attendance
08/26	at Massachusetts	W	38-35	12,145
09/02	Western Carolina	W	41-18	25,472
09/09	at UCLA	L	23-56	50,444
09/23	at Wyoming*	L	21-28 ot	17,796
09/30	Colorado State*	L	21-51	25,687
10/07	at Nevada*	L	21-35	16,566
10/14	San José State*(HC)	W	37-26	25,019
10/28	San Diego State*	L	7-28	23,018
11/04	at UNLV*	L	23-31	16,278
11/11	Fresno State*	L	21-31	21,357
11/18	at Utah State*	L	0-38	17,650
11/25	Brigham Young	L	20-30	24,910

2018 (8-6, 5-3 MW, 2nd - West)

Coach: Nick Rolovich

Date	School	Result	Score	Attendance
08/25	at Colorado State*	W	43-34	31,007
09/01	Navy	W	59-41	29,702
09/08	Rice	W	43-29	23,112
09/15	at Army West Point	L	21-28	31,133
09/22	Duquesne (HC)	W	42-21	26,175
09/29	at San José State*	W	44-41 5ot	16,363
10/06	Wyoming*	W	17-13	23,907
10/13	at Brigham Young	L	23-49	52,354
10/20	Nevada*	L	22-40	24,475
10/27	at Fresno State*	L	20-50	33,659
11/03	(#18) Utah State*	L	17-56	21,476
11/17	UNLV*	W	35-28	25,697
11/24	at San Diego State*	W	31-30 ot	28,014
12/22	Louisiana Tech (HB)	L	14-31	30,911

* denotes conference game (WAC 1979-2011; MWC 2012)

NYC - New Year's Classic

PB - Poi Bowl (Known as Pineapple Bowl since 1946)

HC - Homecoming

S - Shrine Game

AB - Aloha Bowl (Honolulu)

HOB - Holiday Bowl (San Diego, Calif.)

OB - Jeep O'ahu Bowl (Honolulu)

HB - Hawai'i Bowl (Honolulu)

SB - Allstate Sugar Bowl (New Orleans, La.)

- game played at War Memorial Stadium (Kahului, Maui)

^ - game played at Qwest Field (Seattle, WA)

\$ - game played at ANZ Stadium (Sydney, Australia)


ALL-AMERICANS



Gary Allen




Larry Arnold



Justin Ayat



Davone Bess



Colt Brennan




Walter Briggs



Allen Brown



Tim Buchanan




Alex Dunnachie



Jeff Duva



Mike Edwards



Jason Elam



Solomon Elimimian



Blane Gaison



Alex Green



Ryan Grice-Mullen



Scott Haneberg



Scott Harding



Randy Ingraham



Henry Kahuanui



Jim Kalili




Thomas Kaulukukui



Larry Khan-Smith



Cliff Laboy



Steve Lehor




Ashley Lelie



Vince Manuwai



Dana McLemore



Rich Miano



Uriah Moenoa



Walter Murray



Al Noga




Falaniko Noga



Chad Owens



McKinley Reynolds



Ed Riewerts

ALL-AMERICANS



Jason Rivers



Richard Rupert



Greg Salas



Jesse Sapolu



Hercules Satele



Samson Satele



Larry Sherrer



Mana Silva



Nolle Smith



Henry Sovio



Richard Spelman



Levi Stanley



Jim Stone



Tom Tuinei



John Ursua



Jeris White



John Woodcock

ACADEMIC ALL-AMERICANS

UH has featured eight Academic All-Americans, six of whom have been honored by the College of Sports Information Directors (CoSIDA), the organization that presents the official Academic All-America award. Wide receiver Kealoha Pilares (2010), defensive back Chris Shinnick (1997) and running back Travis Sims (1992) are the school's first-team recipients.




Kealoha Pilares
1st TM WR (2010)




Chris Shinnick
1st TM DB (1997)




Travis Sims
1st TM RB (1992)




Jason Elam
2nd TM PK (1992)



William Bell
2nd TM DB (1987)



Rick Wagner
2nd TM WR (1977)



Don Satterlee
2nd TM LB (1971)



Tony Nakazawa
2nd TM OL (1970)

ALL-AMERICANS

A total of 35 former Rainbow Warriors have earned All-America recognition from UH's first All-American Tommy Kaulukukui to Heisman Trophy finalist Colt Brennan. The 35 All-Americans have earned 65 citations. UH's only first team Associated Press All-American is defensive lineman Al Noga in 1986.

- 2014 **Scott Harding**, 2nd team, P, FWA
2012 **Alex Dunnachie** honorable mention, P, SI.com
Mike Edwards honorable mention, KR, SI.com
2010 **Greg Salas** 3rd team, WR, AP
honorable mention, WR, SI.com
Alex Green honorable mention, AP, SI.com
Mana Silva honorable mention, DB, SI.com
2009 **Greg Salas** honorable mention, WR, SI.com
2007 **Davone Bess** 3rd team, WR, AP
2nd team, WR, Walter Camp Foundation
2nd team, WR, Sporting News
honorable mention, SI.com
Colt Brennan 3rd team, QB, AP
2nd team, QB, SI.com
Ryan Grice-Mullen 2nd team, WR, SI.com
Jason Rivers honorable mention, WR, SI.com
Hercules Satele 1st team, OL, FWA
honorable mention, OL, SI.com
2006 **Davone Bess** honorable mention, WR, SI.com
Colt Brennan 2nd team, QB, Walter Camp
Foundation, 3rd team AP, honorable mention,
SI.com
Samson Satele 2nd team, C, SI.com
2004 **Chad Owens** 2nd team, WR & PR, SI.com
2nd team, all-purpose player, AP
3rd team, WR & PR, CollegeFootballNews.com
2002 **Vince Manuwai** 1st team, OG, SI.com
1st team, CBSSports.com
2001 **Ashley Lelie** 2nd team, WR, CBSSports.com
3rd team, WR, AP
3rd team, WR, The Sporting News
3rd team, WR, Football News
1992 **Jason Elam** 1st team PK, Kodak
1st team, PK, Scripps & Howard

- 1991 **Jason Elam** 2nd team PK, Football News
3rd team, PK, AP
1989 **Walter Briggs** 2nd team DB, UPI
Jason Elam 2nd team PK, The Sporting News
1988 **Larry Khan-Smith** 2nd team, RS, AP
1986 **Al Noga** 1st team, DL, AP
1985 **Walter Murray** 1st team, WR, Gannett News
Service 3rd team, WR, AP
1984 **Rich Miano** honorable mention, DB, AP
Richard Spelman honorable mention, PK, AP
1983 **Falaniko Noga** National Strength & Conditioning
Association
1981 **Gary Allen** honorable mention, TB, AP
Falaniko Noga honorable mention, NG, AP
Dana McLemore honorable mention, CB, AP
1980 **Gary Allen** honorable mention, TB, AP
Blane Gaison honorable mention, DB, AP
Falaniko Noga honorable mention, NG, AP
Ed Riewerts honorable mention, C, AP
Jesse Sapolu honorable mention, OG, AP
1979 **Gary Allen** honorable mention, TB, AP
Tom Tuinei honorable mention, DT, AP
1978 **Gary Allen** honorable mention, TB, AP
Jeff Duva honorable mention, QB, AP
1974 **Cliff LaBoy** honorable mention, DL, AP
John Woodcock, honorable mention, DL, AP
1973 **Jeris White** first team, DB, Time Magazine
and The Sporting News
1949 **Harry Kahuanui** honorable mention, DE, UPI
1935 **Tommy Kaulukukui** All-American Board of
Football



AL NOGA

ALL-AMERICANS



GARY ALLEN (1978-81) - Four-time honorable mention A.P. All-American tailback. Set 30 school rushing, total offense and all-purpose yardage records, including most career rushes (647), yards gained rushing (3,451) and 100-yard rushing games (15). Three-time first team all-WAC and three-time honorable mention A.P. all-Coast.

LARRY ARNOLD (1967-69) - Honorable mention A.P. Little All-American quarterback in 1968 in which he completed 154-of-278 passes for 1,917 yards and 21 touchdowns. Set 20 passing and total offense school records, including career passing yards (3,425) and touchdowns (33).

DAVONE BESS (2005-07) - A.P. third team All-American who finished his three-year career as the school's leader in receptions (293) and second in receiving yards (3,610). Scored a record 41 touchdowns, including an NCAA-best 39 touchdowns with quarterback Colt Brennan.

COLT BRENNAN (2005-07) - Finished third in the Heisman Trophy race in 2007. Two-time third-team A.P. All-American quarterback in 2006-07. Set or tied 31 NCAA records during his three-year career, including career touchdown passes (131). Won the Sammy Baugh Trophy in 2006. Two-time WAC Offensive Player of the Year.

WALTER BRIGGS (1986-89) - Second team All-American by U.P.I. in 1989 after posting single-season school-record nine interceptions. Also named first team all-WAC.

ALLEN BROWN (1973) - Honorable mention A.P. Little All-American wide receiver in 1973. Led the team with 46 receptions for 735 yards and two touchdowns in only nine games played.

TIM BUCHANAN (1968) - First team A.P. Little All-American linebacker in 1968. School-record 168 total tackles.

ALEX DUNNACHIE (2009-12) - Honorable mention All-American by SI.com. As a senior, set new UH single-season record with a 46.16 average, which ranked fourth nationally. Ranked third all-time at UH with a 42.0 career average.

JEFF DUVA (1977-78) - A.P. honorable mention All-American quarterback in 1978, in which he completed 113-of-208 passes for 1,463 yards and 14 touchdowns. Set nine UH records including career record for most yards passing per game (134.1).

MIKE EDWARDS (2011-12) - All-American honorable mention by SI.com and third team by CBSSports.com after leading the country in kickoff-return yardage (1,215). Also set UH and MW records with three kickoff-return touchdowns. In just two seasons, established new school career kickoff-return yardage record (2,301).



JASON ELAM (1988-92) - First-team All-American place-kicker. Finished his career ranked third in NCAA history with 395 points, including 79-of-100 in field-goal attempts. All-time points leader in UH and WAC history. Converted 91 straight extra points from 1988-91. School-record 56-yard field goal against BYU in 1992.

BLANE GAISON (1976, '78-80) - Honorable mention A.P. All-American in 1980 playing both quarterback and defensive back. Second on the team with 85 tackles and two interceptions after playing quarterback during the first three games of the season.

ALEX GREEN (2009-10) - Honorable mention All-American by SI.com in 2010 after racking up 1,199 rushing yards and 18 touchdowns. Broke a half-dozen school records, including a 60-year-old school record when he rushed for 327 yards in a win at New Mexico State.

RYAN GRICE-MULLEN (2005-07) - Second team All-American by CNN/SI in 2007, in which he hauled in 106 receptions for 1,372 yards and 13 touchdowns. Finished his career ranked fourth in career receptions (237), third in receiving yards (3,370) and second in touchdowns (36).

SCOTT HANEBERG (1972-73) - Honorable mention A.P. Little All-American offensive tackle in 1973. Also named first team Little All-Coast.

SCOTT HARDING (2011-14) - Dubbed the "Most Interesting Man in College Football" by *Grantland* for being the team's starting punter, punt returner, and receiver. Second-team All-American punter by FWAA who led the nation with 86 punts - a UH single-season record - in 2014.


RANDY INGRAHAM (1970-71) - Two-time honorable mention A.P. Little All-American linebacker from 1970-71. Recorded 266 career total tackles, including 145 in 1970. Also named first team Little All-Coast in 1971 and second team in 1970.

HARRY KAHUANUI (1946-49) - Honorable mention All-American defensive end by U.P.I. in 1949. Nicknamed "Clown," he was the first UH player invited to the East-West Shrine Game.

JIM KALILI (1967, '69-70) - A.P. second team Little All-American offensive guard in 1970. Also named first team Little All-American by Western States in 1969.

TOMMY KAULUKUKUI (1934-37) - School's first All-American in 1935 by the All-American Board of Football. Nicknamed "Grass Shack" by legendary sportswriter Grantland Rice, still holds school-record 103-yard kickoff return in loss to UCLA in 1935.

ALL-AMERICANS



FALANIKO NOGA

LARRY KHAN-SMITH (1987-90) - A.P. second team All-American in 1988 as a return specialist. Set four UH kick-return records including a 26.6 average, which ranked fifth nationally. Also named first team all-WAC.

CLIFF LABOY (1973-75) - Honorable mention A.P. All-American defensive tackle in 1974 in which he recorded 89 total tackles and 13 sacks. Also forced three fumbles and recovered five. Had 230 career tackles and school-record 10 career fumbles recovered.

ASHLEY LELIE (1999-2001) - Record-breaking 2001 season in which he set school and WAC records for receiving yards (1,713) and touchdowns (19). Finished his career as the school-record holder for receiving yards (3,341) and touchdowns (32). School's highest NFL Draft pick, taken with the 19th pick by Denver.

VINCE MANUWAI (1999-2002) - First team All-American by CNN/SI and CBSsports.com in 2002. Three-year starter at right guard in which he did not allow a sack. Named to the "watch list" of both the Outland Trophy and Lombardi awards.


DANA MCLEMORE (1978-81) - Honorable mention A.P. All-American cornerback in 1981, with four interceptions. Also named all-WAC as a punt returner, who returned two for touchdowns and set six UH records. Recorded seven career interceptions.

RICH MIANO (1984) - Honorable mention All-American by the Associated Press. Led the team in tackles in back-to-back seasons, including 110 in 1984. The first-team all-conference pick and eventual 11-year NFL vet, also led the team with nine passes defended that season.

WALTER MURRAY (1982-85) - A first-team All-American wide receiver by Gannett News Service in 1985, set 10 school receiving records during his career. Finished with 178 receptions for 2,867 yards and 20 touchdowns, including single-season records for receptions (66) and touchdowns (7).

AL NOGA (1984-87) - School's only A.P. first team All-American in 1986. Touted as the "Samoan Sack Man," was promoted as the school's first Heisman Trophy candidate. Named the WAC's Defensive Player of the Year and was a finalist for the Outland Trophy. Set single-season school records of 17 sacks, 31 tackles for loss and six forced fumbles.

FALANIKO NOGA (1980-83) - Honorable mention All-American by the A.P. in 1981 and a *Blue Chips Magazine* freshman and sophomore All-American. A four-year starter on the defensive line, was named either first team or second team all-WAC all four years. Set UH single-season (16) and career (43) records for tackles-for-loss.



JESSE SAPOLU

CHAD OWENS (2001-04) - Second team All-American in 2004 in which he set an NCAA-record five punt returns for touchdowns. Also tied NCAA career record with eight returns for touchdowns (six punts, two kickoffs). School record-holder in all-purpose yards (5,461). Holds NCAA single-game kick-return record with 342 yards against BYU in 2001.

MCKINLEY REYNOLDS (1967-68) - Honorable mention A.P. Little All-American in 1968, in which he hauled in 49 catches for 711 yards and seven touchdowns.

ED RIEWERTS (1979-80) - Honorable mention A.P. All-American in 1980. Two-year starter at center. Also named first team all-WAC as a senior.

JASON RIVERS (2003-04, '06-07) - School's career leader in receiving yards (3,919), who also ranks second in receptions (292) and third in touchdowns (35). School- and all-time collegiate bowl-record 308 yards receiving in 2006 Sheraton Hawai'i Bowl against Arizona State.

RICHARD RUPPERT (1971) - Second-team Little All-American offensive guard by Kodak.


GREG SALAS (2007-10) - Third-team A.P. All-American in 2010 and honorable mention by SI.com in '09 and '10. A 2010 Fred Biletnikoff Award semifinalist, he finished second nationally in receiving yards per game (134.9) and third in receptions per game (8.5). UH's career record-holder for receiving yards (4,345), he also set single-season records for receptions (119) and receiving yards (1,889). The only player in school history to post two 100-plus catch seasons.

JESSE SAPOLU (1979-82) - A.P. honorable mention All-American offensive guard in 1980. Four-year starter on the offensive line and also played on defensive front. Also named first team all-WAC in 1980.

HERCULES SATELE (2004-07) - First-team All-American offensive lineman by the Football Writers' Association of America. Two-year starter at left guard.

SAMSON SATELE (2003-06) - Second-team All-American center by SI.com. First team all-WAC in 2005 and '06 and second-teamer in 2003 and '04. Started all 53 games in his career. FWAA first-team Freshman All-American in 2003.

LARRY SHERRER (1969-71) - Honorable mention A.P. Little All-American tailback in 1971. Also named first team Little all-Coast in 1971 and second team in 1970. Set 10 rushing and scoring school records including most yards rushing (2,174) and touchdowns (30).



JOHN WOODCOCK

MANA SILVA (2008-10) - Honorable mention All-American by SI.com after logging 85 tackles and eight interceptions, the second most in the nation. Finished his career as the school's all-time leader with 14 picks.

NOLLE SMITH - First team A.P. Little All-American halfback in 1941. Co-captain of his senior year, which ended abruptly due to the attack on Pearl Harbor.

HENRY SOVIO (1969-71) - Honorable mention A.P. Little All-American tight end in 1971. Led the team with 36 receptions, 527 yards receiving and two touchdowns. Also served as placekicker, converting 12-of-22 career attempts.

RICHARD SPELMAN (1984) - Honorable mention All-American by the Associated Press at placekicker. Established a school record with 21 field goals made in 1984 and was perfect (22-22) on extra points.

LEVI STANLEY (1969-70, '72-73) - Second team A.P. Little All-American defensive tackle in 1973. Earned honorable mention Little All-American honors in 1972. Led team in tackles as a junior and senior and compiled a school-record 366 career total tackles.

JIM STONE (1971-72) - Third team A.P. Little All-American defensive end in 1971. Also earned honorable mention Little All-American honors as a senior in 1972. Recorded 132 career tackles.

TOM TUINEI (1976-79) - Honorable mention A.P. All-American defensive tackle in 1979. Also named first team all-WAC. Recorded 62 tackles and team-leading 12-for-loss as a senior. Had career totals of 269 total tackles, including 100 as a sophomore in 1977.

JOHN URSUA (2016-18) - 2nd Team A.P. Midseason All-American wide receiver in 2018. Also first team all-MW and Biletnikoff Award semifinalist. Led the nation in receiving TDs (16) while ranking fifth nationally in receiving yards.

JERIS WHITE (1970-73) - First team All-American by *Time* and *The Sporting News* in 1973 at defensive back. Single-season school-record six interceptions in 1971. Two-time first team all-Little Coast. Recorded nine career interceptions.

JOHN WOODCOCK (1974-75) - Honorable mention A.P. All-American defensive tackle in 1974 in which he led the team with 126 total tackles. Also led the team as a senior in 1975, recording 116 tackles and eight sacks.

LITTLE ALL-AMERICANS

- 1973 **Levi Stanley** 2nd team, DT, AP
Jeris White honorable mention, DB, AP
Scott Haneberg honorable mention, OT, AP
Allen Brown honorable mention, WR, AP
- 1972 **Jim Stone** honorable mention, DL, AP
Levi Stanley honorable mention, DT, AP
- 1971 **Jim Stone** 3rd team, DE, AP
Randy Ingraham honorable mention, LB, AP
Larry Sherrer honorable mention, TB, AP
Henry Sovio honorable mention, TE, AP
Richard Ruppert 2nd team, OG, Kodak
- 1970 **Jim Kalili** 2nd team, OG, AP;
honorable mention, OG, Kodak
Randy Ingraham honorable mention, LB, AP
- 1969 **Jim Kalili** 1st team, OG, Western States
- 1968 **Tim Buchanan** 1st team, LB, AP
Larry Arnold honorable mention, QB, AP
McKinley Reynolds honorable mention, TE, AP
- 1941 **Nolle Smith** 1st-string berth, HB, AP

FRESHMAN ALL-AMERICANS

- 2011 **Scott Harding** 1st team, PR, FWAA
2nd team, Yahoo! Sports
- 2005 **Davone Bess** 1st Team, WR, FWAA;
1st team, WR, Rivals.com;
1st team, WR, The Sporting News;
2nd Team, WR, CollegeFootballNews.com;
2nd Team, WR, Scout.com
Ryan Grice-Mullen 3rd Team, WR,
CollegeFootballNews.com;
honorable mention, WR, Scout.com;
honorable mention, WR, The Sporting News
Solomon Elimimian 1st Team, WR, Scout.com;
honorable mention, LB, The Sporting News
- 2003 **Samson Satele** 1st team, OL, Scripps/FWAA
- 2001 **Justin Ayat** 1st team, PK, Football News
Uriah Moenoa 4th team, OL, The Sporting News
Chad Owens 1st team, FWAA
- 1980 **Falaniko Noga** 1st team, NG, Blue Chips
Magazine
- 1979 **Steve Lehor** honorable mention, LB, The
Sporting News

SOPHOMORE ALL-AMERICAN

- 1981 **Falaniko Noga** 1st team, NG, Blue Chips
Magazine

MID-SEASON ALL-AMERICAN

- 2018 **John Ursua** 2nd team, AP, USA Today

DISTINGUISHED ALUMNI

Former University of Hawai'i quarterbacks Timmy Chang and Colt Brennan re-wrote the school passing and total offense record books with a combined 93 records. The duo also tied or broke 45 NCAA records including career records for yardage (Timmy Chang, 17,072) and touchdowns (Colt Brennan, 131). Those records have since been broken by Houston's Case Keenum.

Chang, a four-year starter from 2000-04, also set the NCAA record for career total offense (16,910) and at the conclusion of his career, ranked third in touchdown passes (117). Brennan, who succeeded Chang from 2005-07, was second all-time in total offense (14,740) and passing efficiency (167.6) and third in career passing yards (14,193) at the conclusion of his career.



TIMMY CHANG (2000-04)

- ▶ Set NCAA passing-yards record (17,072), breaking Ty Detmer's record in the first quarter against Louisiana Tech on Nov. 6, 2004, at Aloha Stadium.
- ▶ 2000 WAC Freshman of the Year and first team all-WAC in 2004. Also named second team all-WAC in 2002 and honorable mention in 2000 and '03.
- ▶ Two-time Sheraton Hawai'i Bowl Most Outstanding Player (2003 and '04). Led UH to victories over Houston in 2003 (475 yds, 5 TDs) and UAB in 2004 (405 yds, 4 TDs).
- ▶ Posted 36 career games with 300 or more yards passing and 11 career games with 400 or more yards. Career-best 534 yards passing at Louisiana Tech on Oct. 18, 2003.
- ▶ Then school-record six touchdown passes against Idaho on Nov. 20, 2004. Recorded 37 career multiple-touchdown games.
- ▶ Started first three games of 2001 season before sitting out the rest of the season and earning a medical hardship.

CHANG'S CAREER STATS

PASSING	G-GS	EFF	CMP	ATT	INT	PCT	YDS	TD	LONG	AVG/G
2000	10-9	112.0	245	469	19	52.2	3,041	19	74	304.1
2001	3-3	130.9	83	140	6	59.3	1,100	6	52	366.7
2002	14-14	122.3	349	624	22	55.9	4,474	25	72	319.6
2003	13-11	126.7	353	601	20	58.7	4,199	29	72	323.0
2004	13-13	135.4	358	602	13	59.5	4,258	38	75	327.5
TOTALS	53-50	125.1	1,388	2,436	80	57.0	17,072	117	75	322.1



COLT BRENNAN (2005-07)

- ▶ Broke or tied 31 NCAA records upon completion of his three-year career, including career touchdown passes (131), single-season touchdown passes (58 in 2006) and most touchdowns responsible for in a career (146).
- ▶ Finished third in the Heisman Trophy voting and was a finalist for the Johnny Unitas Award in 2007. Also named third-team Associated Press All-American.
- ▶ In 2006, captured the Sammy Baugh Award, was a finalist for the Davey O'Brien Award and Cingular National Player of the Year, and was sixth in the Heisman race.
- ▶ Two-time WAC Offensive Player of the Year (2006 and '07) and two-time, first team all-WAC.
- ▶ Posted 30 career games with 300 or more yards passing, 20 career games with 400 or more yards, and four career games with 500 or more yards.
- ▶ Then school-record 559 yards passing against Arizona State in the 2006 Sheraton Hawai'i Bowl.
- ▶ Led the nation in total offense (422.5), touchdown passes (58), passing efficiency (185.96), points responsible for (27.7), completion percentage (72.6%), passing yards (5,549) and passing yards per game (396.4) during record-breaking 2006 season. Broke or tied 20 NCAA records, 17 WAC records and 41 school records that year.

BRENNAN'S CAREER STATS

PASSING	G-GS	EFF	CMP	ATT	INT	PCT	YDS	TD	LONG	AVG/G
2005	12-10	155.5	350	515	13	68.0	4,301	35	87	358.4
2006	14-14	186.0	406	559	12	72.6	5,549	58	79	396.4
2007	12-11	166.3	359	510	17	70.4	4,343	38	67	361.9
TOTALS	38-35	167.6	1,115	1,584	42	70.4	14,193	131	87	373.5

COLLEGE FOOTBALL AWARDS



Colt Brennan (far left) finished third in the 2007 Heisman Memorial Trophy, which was won by Florida's Tim Tebow.

CINGULAR NATIONAL PLAYER OF THE YEAR

2006 Colt Brennan (Finalist)

HEISMAN MEMORIAL TROPHY

(Nation's top player)

2007 Colt Brennan (3rd Place)

2006 Colt Brennan (6th Place)

JOHNNY UNITAS AWARD

(Nation's top senior quarterback)

2007 Colt Brennan (Finalist)

2004 Timmy Chang (Finalist)

SAMMY BAUGH AWARD

(Nation's top quarterback)

2006 Colt Brennan (Winner)

DAVEY O'BRIEN AWARD

(Nation's top quarterback)

2007 Colt Brennan (Semifinalist)

2006 Colt Brennan (Finalist)

MANNING AWARD

(Nation's top quarterback)

2006 Colt Brennan (Finalist)

RIMINGTON AWARD

(Nation's top center)

2009 John Estes (Finalist)

FRED BILETNIKOFF AWARD

(Nation's top receiver)

2018 John Ursua (Semifinalist)

2010 Greg Salas (Semifinalist)

2004 Chad Owens (Semifinalist)

2001 Ashley Lelie (Semifinalist)

OUTLAND TROPHY

(Nation's top defensive player)

1986 Al Noga (Finalist)

LOU GROZA AWARD

(Nation's top placekicker)

1992 Jason Elam (Finalist)

RAY GUY AWARD

(Nation's top punter)

2014 Scott Harding (Semifinalist)

MOSI TATUPU AWARD

(Nation's top special teams player)

2004 Chad Owens (Winner)

JET AWARD

(Nation's top return specialist)

2012 Mike Edwards (Finalist)

BURLSWORTH TROPHY

(Nation's top player who started as walk-on)

2011 Bryant Moniz (Semi-finalist)

POLYNESIAN FOOTBALL HALL OF FAME

COLLEGE PLAYER OF THE YEAR

(Nation's top player of Polynesian descent)

2018 John Ursua (Finalist)

2017 Jahlani Tavai (Finalist)

2014 Scott Harding (Finalist)

NATIONAL COACH OF THE YEAR

Associated Press

2007 June Jones (3rd Place)

Paul "Bear" Bryant Award

2007 June Jones (Finalist)

1999 June Jones (Finalist)

CNN/Sports Illustrated

1999 June Jones (Winner)

American Football Coach/Schutt Sports

1999 June Jones (Winner)

The Sporting News

1999 June Jones (Winner)



INDIVIDUAL HONORS

Special Teams Player of the Year

Mike Edwards, KR, 2012

2018 John Ursua, 1st TM, WR
Kaimana Padello, 2nd TM, DL
Zeno Choi, HM, DL
Rojesterman Farris II, HM, DB
Cole McDonald, HM, QB
Jahlani Tavai, HM, LB
Solo Vaipulu, HM, OL

2017 Dejon Allen, 1st TM, OL
Jahlani Tavai, 2nd TM, LB
Diocemy Saint Juste, 2nd TM, RB
Meffy Koloamatangi, HM, DL
Viane Moala, HM, DL

2016 Jahlani Tavai, 1st TM, LB
Dejon Allen, 2nd TM, OL
Trayvon Henderson, HM, DB
Marcus Kemp, HM, WR
Leo Koloamatangi, HM, OL
Meffy Koloamatangi, HM, DL
Jalen Rogers, HM, DB
Rigoberto Sanchez, HM, PK

2015 Kennedy Tulimasealii, 1st TM, DL
Dejon Allen, HM, OL
Ben Clarke, HM, OL
Julian Gener, HM, LB
Nick Nelson, HM, DB
Rigoberto Sanchez, HM, P

2014 Scott Harding, 1st TM, P;
HM, PR
Kody Afusia, HM, OL
Ben Clarke, HM, OL
Tyler Hadden, HM, PK
Sean Shigematsu, HM, OL
Taz Stevenson, HM, DB
Beau Yap, HM, DL

2013 Beau Yap, 2nd TM, DL
Ben Clarke, HM, OL
Brenden Daley, HM, LB
Clark Evans, HM, TE
Scott Harding, HM, P
John Hardy-Tuliau, HM, DB
Art Laurel, HM, LB
Siasau Matagiëse, HM, DL
Ne'Quan Phillips, HM, DB

2012 Mike Edwards, 1st TM, KR;
2nd TM DB
Alex Dunnachie, 2nd TM, P
Paipai Falemalu, 2nd TM, DL
Ben Clarke, HM, OL
Tavita Woodard, HM, DL



JOE KEARNEY AWARD

Top athlete in the WAC



Colt Brennan
QB (2007)

INDIVIDUAL HONORS

Offensive Player of the Year

Colt Brennan, QB, 2006, '07

Defensive Player of the Year

Solomon Elimimian (co-POY), LB, 2008
Travis LaBoy, DL, 2003
Al Noga, DT, 1986

Special Teams Player of the Year

Jason Elam, PK, 1992

Offensive Unit of the Year

Colt Brennan, QB; Davone Bess, WR;
Ryan Grice-Mullen, WR;
C.J. Hawthorne, WR;
Jason Rivers, WR; 2007

Freshman of the Year

Davone Bess, WR, 2005
Timmy Chang, QB, 2000
Charles Tharp, RB, 1997
(Pacific Division)
Jamal Farmer, RB, 1989

Newcomer of the Year

Falaniko Noga, DL, 1980
Tom Tuinei, DL, 1979

Coach of the Year

June Jones, 1999, 2006, '07
Bob Wagner, 1989, '92
Dick Tomey, 1981

2011 Bryant Moniz, 1st TM, QB
Aaron Brown, 1st TM, LB
Brett Leonard, 2nd TM, OL
Vaughn Meatoga, 2nd TM, DL
Corey Paredes, 2nd TM, LB
Royce Pollard, 2nd TM, WR
Richard Torres, 2nd TM, DB
Kaniela Tuipulotu, 2nd TM, DL

2010 Corey Paredes, 1st TM, LB
Greg Salas, 1st TM, WR
Mana Silva, 1st TM, DB
Scott Enos, 2nd TM, PK
Alex Green, 2nd TM, RB
Laupepa Letuli, 2nd TM, OL
Bryant Moniz, 2nd TM, QB
Kealoha Pilaes, 2nd TM, WR
Adrian Thomas, 2nd TM, OL
Kaniela Tuipulotu, 2nd TM, DL

2009 John Estes, 1st TM, OL
Greg Salas, 1st TM, WR
Blaze Soares, 1st TM, LB
Aaron Kia, 2nd TM, OL
2008 John Estes, 1st TM, OL
Solomon Elimimian, 1st TM, LB
Adam Leonard, 1st TM, LB
Ryan Mouton, 1st TM, DB
Mike Washington, 2nd TM, WR
David Veikune, 2nd TM, DL
Keala Watson, 2nd TM, DL

2007 Colt Brennan, 1st TM, QB
Davone Bess, 1st TM, WR
Ryan Grice-Mullen, 1st TM, WR
John Estes, 1st TM, OL
Hercules Satele, 1st TM, OL
David Veikune, 1st TM, DL
Michael Lafaele, 1st TM, DL
Adam Leonard, 1st TM, LB
Solomon Elimimian, 1st TM, LB
Myron Newberry, 1st TM, DB
Dan Kelly, 1st TM, PK
Jason Rivers, 2nd TM, WR

2006 Colt Brennan, 1st TM, QB
Davone Bess, 1st TM, WR
Tala Esera, 1st TM, OL
Nate Ilaoa, 1st TM, RB
Samson Satele, 1st TM, OL
Ikaika Alama-Francis, 1st TM, DL
Leonard Peters, 1st TM, DB
Melilia Purcell, 1st TM, DL
Ross Dickerson, 1st TM, KR
Michael Lafaele, 2nd TM, DL
Adam Leonard, 2nd TM, LB
Jason Rivers, 2nd TM, WR
Dane Uperesa, 2nd TM, OL

2005 Davone Bess, 1st TM, WR
Lono Manners, 1st TM, DB
Samson Satele, 1st TM, OL
Ikaika Alama-Francis, 2nd TM, DL
Brandon Eaton, 2nd TM, OL
Tala Esera, 2nd TM, OL
K. Kamakawiwo'ole, 2nd TM, LB
Melilia Purcell, 2nd TM, DL

2004 Timmy Chang, 1st TM, QB
Abraham Elimimian, 1st TM, CB
Chad Owens, 1st TM, WR
Chad Owens, 2nd TM, RS
Samson Satele, 2nd TM, OG
Tala Esera, RV, OT
Uriah Moenoa, RV, OG
Melilia Purcell, RV, DE
Jason Rivers, RV, WR

CONFERENCE AWARDS

- 2003 Travis LaBoy, 1st TM, DE
Kelvin Millhouse, 1st TM, CB
Chad Owens, 1st TM, WR
Hyrum Peters, 1st TM, S
Isaac Sopoaga, 1st TM, DT
Samson Satele, 2nd TM, OG
Timmy Chang, RV, QB
Jeremiah Cockheran, RV, WR
Ikaika Curnan, RV, LB
Abraham Elimimian, RV, CB
- 2002 Justin Colbert, 1st TM, WR
Vince Manuwai, 1st TM, OG
Mat McBriar, 1st TM, P
Hyrum Peters, 1st TM, SS
Pisa Tinoisamoa, 1st TM, LB
Chris Brown, 2nd TM, LB
Timmy Chang, 2nd TM, QB
Lui Fuata, 2nd TM, C
Kelvin Millhouse, 2nd TM, CB
Isaac Sopoaga, 2nd TM, DT
Britton Komine, RV, WR
Chad Owens, RV, WR
- 2001 Chris Brown, 1st TM, LB
Manly Kanoa, 1st TM, OG
Ashley Lelie, 1st TM, WR
Nate Jackson, 2nd TM, S
Travis LaBoy, 2nd TM, DE
Mat McBriar, 2nd TM, P
Vince Manuwai, 2nd TM, OG
Chad Owens, 2nd TM, RS
Pisa Tinoisamoa, 2nd TM, LB
- 2000 Kynan Forney, 1st TM, OL
Jacob Espiau, 2nd TM, DB
James Fenderson, 2nd TM, RB
Nate Jackson, 2nd TM, DB
Ashley Lelie, 2nd TM, WR
Rinda Brooks, RV, LB
Chris Brown, RV, DL
Timmy Chang, RV, QB
Jamal Garland, RV, ST
Robert Kemfort, RV, LB
Vince Manuwai, RV, OL
Craig Stutzmann, RV, WR
- 1999 Dwight Carter, 1st TM, WR
Jamal Garland, 1st TM, ST
Adrian Klemm, 1st TM, OL
Quincy LeJay, 1st TM, DB
Kaulana Noa, 1st TM, OL
Jeff Ulbrich, 1st TM, LB
Matt Paul, 2nd TM, DL
Dan Robinson, 2nd TM, QB;
Chad Shrout, 2nd TM, P
Dee Miller, RV, DB
Dustin Owen, RV, OL
Andy Phillips, RV, OL
Craig Stutzmann, RV, WR
Yaphet Warren, RV, LB
Avion Weaver, RV, RB
- 1998 Wesley Morris, RV, WR
Tony Tuioti, RV, DL
Matt Paul, RV, LB
- 1997 Eddie Klaneski, 1st TM, DB
Chad Shrout, 1st TM, P
Shane Oliveira, 2nd TM, OL
Gary Ellison, RV, TE
Kaulana Noa, RV, OL
Charles Tharp, RV, RB
Doug Rosevold, RV, LB
Chris Shinnick, RV, DB
- 1996 Eddie Klaneski, 1st TM, DB
Ben Bright, RV, DL
Demetrius Henderson, RV, DB
- 1995 George Noga, 2nd TM, DT
Marcus Malepeai, HM, OL
Shane Oliveira, HM, OL
Tupu Alualu, HM, RB
Eddie Klaneski, HMn, SB
Brett Washington, HM RB
Brian Chapman, HMn, DL
Rod York, HM, DL
Agenhart Ellis, HM, LB
Danny Katoa, HM, LB
Clint Kuboyama, HM, DB
Carlton Oswalt, HM, PK
Chad Shrout, HM, P
Matt Harding, HM, RS
- 1994 Junior Faavae, 1st TM, LB
Kendall Goo, HM, OL
Kelly McGill, HM, OL
George Noga, HM, DL
Nalei Cox, HM, DL
Ed Ripley, HM, DL
Carlos Anderson, HM, DB
Zac Odom, HM, DB
Jason Ross, HM, DB
Stephen Wilson, HM, P
- 1993 Peter Pale, 2nd TM, OL
Al Aliipule, 2nd TM, LB
Travis Fonseca, HM, OL
Lene Amosa, HM, OL
Michael Carter, HM, QB
Brian Gordon, HM, RB
Taase Faamui, HM, DL
Stewart Williams, HM, LB
Carlos Anderson, HM, DB
Stephen Wilson, HM, P
- 1992 Jason Elam, 1st TM, PK; 2nd TM, P
Travis Sims, 1st TM, RB
Maa Tanuvasa, 1st TM, DL
Doug Vaiioleti, 1st TM, OL
Bryan Addison, 2nd TM, DB
Darrick Branch, 2nd TM, WR
Michael Carter, HM, QB
Taase Faumui, HM, DL
Peter Pale, HM, OL
- 1991 Jason Elam, 1st TM, PK
Mitch Kaaialii, 2nd TM, OL
Manly Williams, 2nd TM, LB
Jeff Sydner, 2nd TM, RS; HM, RB
Haku Kahoano, HM, DL
Kenny Harper, HM, DB
- 1990 Mark Odom, 1st TM, LB
Jeff Sydner, 1st TM, RS
Shawn Ching, 2nd TM, C
Garrett Gabriel, 2nd TM, QB
Tony Pang-Kee, 2nd TM, DB
David Tanuvasa, 2nd TM, DL
Jamal Farmer, HM, RB
Larry Khan-Smith, HM, RS
David Maeva, HM, LB
Dane McArthur, HM, RB
Kim McCloud, HM, DB
Mike Tresler, HM, DB
- 1989 Larry Jones, 1st TM, OL
Jason Elam, 1st TM, PK
Dana Directo, 1st TM, DL
Mark Odom, 1st TM, LB
Walter Briggs, 1st TM, DB
Joaquin Barnett, 2nd TM, LB
Leo Goeas, 2nd TM, OL
Chris Roscoe, 2nd TM, WR
Jeff Sydner, 2nd TM, RS
Herman Talley, 2nd TM, DL
Mike Tresler, 2nd TM, DB
Jamal Farmer, HM, RB
Michael Coulson, HM, DB
Allen Smith, HM, OL
- 1988 Amosa Amosa, 1st TM, OL
Heikoti Fakava, 1st TM, RB
Larry Khan-Smith, 1st TM, RS
David Maeva, 1st TM, LB
Dana Directo, 2nd TM, DL
Jason Elam, 2nd TM, PK
Larry Jones, 2nd TM, OL
Mark Nua, 2nd TM, OL
Joe Seumalo, 2nd TM, DL
Mike Tresler, 2nd TM, DB
Walter Briggs, HM, DB
Chris Roscoe, HM, WR
- 1987 Heikoti Fakava, 1st TM, RB
Al Noga, 1st TM, DL
Amosa Amosa, 2nd TM, OL
William Bell, 2nd TM, DB
Leon Austin, HM, DB
Rod Valverde, HM, PK
- 1986 M.L. Johnson, 1st TM, LB
Marco Johnson, 1st TM, KR
Kyle Kafentzsis, 1st TM, DB
Al Noga, 1st TM, DL
David Dyas, 2nd TM, WR
Ron Hall, 2nd TM, TE
Pete Noga, 2nd TM, LB
Joe Onosai, 2nd TM, OL
Colin Scotts, 2nd TM, DL
Matt Follner, HM, DL
Thad Jefferson, HM, LB
Mark Nua, HM, OL

CONFERENCE AWARDS

1985 Kent Kafentzis, 1st TM, DB
Walter Murray, 1st TM, WR
Al Noga, 1st TM, DL
Nuu Faaola, 2nd TM, RB
Thad Jefferson, 2nd TM, LB
Joe Onosai, 2nd TM, OL
David Dyas, HM, WR

1984 Rich Miano, 1st TM, DB
Richard Spelman, 1st TM, PK
Raphel Cherry, 2nd TM, QB
Walter Murray, 2nd TM, WR
Darryl Ursery, 2nd TM, OL
Alvis Satele, HM, LB

1983 Rich Miano, 1st TM, DB
Kesi Afalava, 2nd TM, DL
Mike Akiu, 2nd TM, KR
Bernard Carvalho, 2nd TM, OT
Falaniko Noga, 2nd TM, LB

1982 Anthony Edgar, 2nd TM, RB
Carl Kenneybrew, 2nd TM, LB
Jim Mills, 2nd TM, TE
Falaniko Noga, 2nd TM, NG
Jim Donovan, HM, OG
Steve Lehor, HM, LB
Walter Murray, HM, WR
Frank Natividad, HM, P
Bernard Quarles, HM, QB
Jesse Sapolu, HM, C

1981 Gary Allen, 1st TM, TB
Jim Asmus, 1st TM, PK
Dana McLemore, 1st TM, DB
Falaniko Noga, 1st TM, DL
Dave Barbour, 2nd TM, TE
Anthony Edgar, 2nd TM, RB
Dana McLemore, 2nd TM, RS
Andy Moody, 2nd TM, LB
Jesse Sapolu, 2nd TM, OL
Itai Sataua, 2nd TM, DL
David Toloumu, 2nd TM, RB
Carl Kenneybrew, HM, LB
Lee Larsen, HM, PK
Frank Natividad, HM, P

1980 Gary Allen, 1st TM, TB
Jim Asmus, 1st TM, PK
Blane Gaison, 1st TM, DB

ALL-COAST

1986 Al Noga, 1st TM, DL, UPI
1985 Walter Murray, 1st TM, WR, UPI
1984 Rich Miano, 1st TM, DB, UPI
1981 Gary Allen, HM, TB, AP & UPI
Falaniko Noga, HM, NG, AP & UPI
Dana McLemore, HM, DB, AP & UPI
1980 Gary Allen, H.M., TB, AP & UPI
Blane Gaison, HM, DB, AP & UPI
Falaniko Noga, HM, NG, AP & UPI
Jesse Sapolu, HM, OG, AP & UPI
1979 Gary Allen, HM, TB, AP
1973 Levi Stanley, HM, DT, UPI
1968 Rich Leon, HM, WR, UPI

LITTLE ALL-COAST

1973 Allen Brown, 1st TM, WR, UPI
Scott Haneberg, 1st TM, OT, UPI
Levi Stanley, 1st TM, DT, UPI
Jeris White, 1st TM, DB, UPI
Harold Stringert, 2nd TM, DB, UPI
1972 Albert Holmes, 1st TM, RB, UPI
Tom Johnson, 1st TM, OG, UPI
Golden Richards, 1st TM, WR, UPI
Jeris White, 1st TM, DB, UPI
Jim Stone, 2nd TM, DL, UPI
Mike Biscotti, H.M., QB, UPI
Bill Letz, H.M., LB, UPI
Levi Stanley, H.M., DL, UPI
1971 Randy Ingraham, 1st TM, LB, UPI
Larry Sherrer, 1st TM, TB, UPI
1970 Jim Kalili, 1st TM, OG, UPI
Randy Ingraham, 2nd TM, LB, UPI
Larry Sherrer, 2nd TM, TB, UPI
Ed Foote, H.M., C, UPI
Bill Massey, H.M., FB, UPI
1969 Jon Weber, 1st TM, OT, UPI
Bill Massey, H.M., FB, UPI
Jack Spithill, H.M., LB, UPI
1967 Dennis Goodrich, 2nd TM, LB, UPI
John Hoffman, 2nd TM, DE, UPI
UPI
Larry Cole, H.M., DE, UPI
Jim Schultz, H.M., SE, UPI

HALL OF FAME

CFL

HALL OF FAME

Jim Mills



POLYNESIAN

HALL OF FAME

Ken Niumatalolo (coach)

Jesse Sapolu
Ma'a Tanuvasa
Mark Tuinei



HAWAI'I STATE HALL OF FAME

Tommy Kaulukukui
Otto "Proc" Klum
Jesse Sapolu
Ma'a Tanuvasa
Mark Tuinei
Jeris White



UH SPORTS

CIRCLE OF HONOR

Gary Allen
Dr. Charles Araki
Jimmy Asato
Charlie Bessette
Rick Blangiardi
Don "Spud" Botelho
Skippy Dyer
Jason Elam
Blane Gaison
Jyun "Curly" Hirota
Dave Holmes
John "Jack" Johnson
Harry "Clown" Kahuanui
Solomon "Sol" Kaulukukui
Thomas "Tommy" Kaulukukui
Otto "Proc" Klum
Harold Kometani
Dr. Richard Mamiya
Anthony "Tony" Morse
Alapati "Al" Noga
Falaniko "Niko" Noga



Joe Onosai
Maynard "Buster" Piltz
Larry Price
Jesse Sapolu
Theodore "Pump" Searle
Larry Sherrer
Nolle Smith
Levi Stanley
Ma'a Tanuvasa
Dick Tomey
Hank Vasconcellos
Bob Wagner
Jeris White
William "Doggie" Wise

Teams

1924 and '25; 1955; 1992; 2007

NCAA SILVER ANNIVERSARY

Jason Elam (2017)



ACADEMIC AWARDS

MW SCHOLAR-ATHLETE

- 2018 Kamuela Borden, Noah Borden, Michael Boyle, Genta Ito, Hekili Keliiliki, KK Padello, Ben Scruton
 2017 Noah Borden, Genta Ito, Ben Scruton
 2016 Noah Borden, Kaimana Padello, Ben Scruton
 2015 Noah Borden, Makoa Camanse-Stevens, Ben Clarke, Harold Moleni
 2014 Ben Clarke, Harold Moleni, Luke Shawley
 2013 Ben Clarke, Ben Dew, Daniel Masifilo, Harold Moleni, Brodie Nakama
 2012 Justin Clapp, Ben Clarke, Harold Moleni, Jordan Pu'u-Robinson

ACADEMIC ALL-MW

- 2018 Khoury Bethley, Kamuela Borden, Noah Borden, Cedric Byrd, Zeno Choi, Elijah Dale, Tevarua Eldridge, Stan Gaudion, J.R. Hensley, Kalen Hicks, Fred Holy III, Hekili Keliiliki, Ilm Manning, Makai Manuwai, Mason Mataafa, Solomon Matautia, Ryan Meskell, Kaimana Padello, Kana'i Picanco, Ben Scruton, Jason-Matthew Sharsh, Taaga Tuulima, Solo Vaipulu, Micah Vanterpool
 2017 Isaiah Bernard, Noah Borden, Dru Brown, Zeno Choi, Dylan Collie, Jay Dominique, Tevarua Eldridge, Asotui Eli, Wesley Faagau, Penitito Faalologo, Stan Gaudion, J.R. Hensley, Solomon Matautia, Ryan Meskell, Matt Norman, Kaimana Padello, Chris Posa, Ben Scruton, Taaga Tuulima, Russell Williams, Jr.
 2016 Noah Borden, Dru Brown, Makoa Camanse-Stevens, Zeno Choi, Tevarua Eldridge, Asotui Eli, Penitito Fa'alologo, Davasyia Hagger, Steven Lakalaka, La'akea Look, Solomon Matautia, Brodie Nakama, Kaimana Padello, Ben Scruton, Russell Williams Jr.
 2015 Isaiah Bernard, Noah Borden, Duke Bukoski, Makoa Camanse-Stevens, Ben Clarke, Keelan Ewaliko, Penitito Fa'alologo, Davasyia Hagger, Marrell Jackson, Pereese Joas, Leo Koloamatangi, Mefy Koloamatangi, Eperone Moananu, Harold Moleni, Jason Muraoka, Brodie Nakama, Damien Packer, Ryan Pasoquen, Kory Rasmussen, Ikaika Woolsey
 2014 Ben Clarke, Keelan Ewaliko, Penitito Fa'alologo, Marrell Jackson, Steven Lakalaka, Michael Martin, Harold Moleni, Jason Muraoka, Brodie Nakama, Damien Packer, Ryan Pasoquen, Quinton Pedroza, Simon Poti, Jordan Pu'u-Robinson, Luke Shawley, Sean Shigematsu, Haani Tulimaiau, Niko Uti, Ikaika Woolsey
 2013 Kwamane Bowens, Ben Clarke, Ben Dew, Taylor Graham, Tyler Hadden, Marrell Jackson, Marcus Kemp, Keith Kirkwood, Leo Koloamatangi, Steven Lakalaka, Frank Loyd Jr., Michael Martin, Daniel Masifilo, Harold Moleni, Brodie Nakama, Damien Packer, Ne'Quan Phillips, Diocemy Saint Juste, Sean Schroeder, Iuta Tepa, Kennedy Tulimasealii
 2012 Kaoe Alo, Ben Clarke, Benetton Fonua, Scott Harding, Marrell Jackson, Mike Milovale, Harold Moleni, Blake Muir, Sean Shigematsu, Cayman Shutter, Kendrick Van Ackeren

ACADEMIC ALL-WAC

- 2011 Shane Austin, Kenton Chun, Justin Clapp, Scott Harding, Levi Legay, Vaughn Meatoga, Corey Paredes, Royce Pollard, Alasi Toilolo, Kaniela Tuipulotu
 2010 Shane Austin, Justin Clapp, Vaughn Meatoga, Corey Paredes, Kealoha Pilaes, Royce Pollard, Mana Silva, Spencer Smith, Alasi Toilolo, Kaniela Tuipulotu, Kamalu Umu

- 2009 Haku Correa, Paipai Falemalu, Inoke Funaki, Aaron Kia, Mana Lolotai, Antwan Mahaley, Vaughn Meatoga, Jon Medeiros, Corey Paredes, Kealoha Pilaes, Royce Pollard, Liko Satele, Mana Silva, Spencer Smith, Tuika Tufaga, Michael Wadsworth
 2008 Greg Alexander, Solomon Elimimian, David Farmer, Austin Hansen, Aaron Kia, Antwan Mahaley, Vaughn Meatoga, Kealoha Pilaes, Royce Pollard, Mana Silva, Spencer Smith, Richard Torres, David Veikune, Keala Watson
 2007 Solomon Elimimian, David Farmer, Guyton Galdeira, Tim Grasso, C.J. Hawthorne, Tyson Kafentzis, Karl Noa, Kealoha Pilaes, Amani Purcell, Rustin Saole, Spencer Smith, David Veikune, Keala Watson, Leon Wright-Jackson
 2006 Solomon Elimimian, Renolds Fruean, Jake Ingram, Tyson Kafentzis, Aaron Kia, Michael Malala, Myron Newberry, Karl Noa, Jacob Patek, Amani Purcell, Blaze Soares, Dane Uperesa, David Veikune, Keala Watson
 2005 Renolds Fruean, Jake Ingram, Landon Kafentzis, Tyson Kafentzis, Dylan Linkner, Michael Malala, Karl Noa, Kenny Patton, Dane Uperesa, Keala Watson
 2004 Karl Noa, Kenny Patton, Dane Uperesa
 2003 Keani Alapa, Ikaika Blackburn, David Gilmore
 2002 Keani Alapa, David Gilmore, Shawn Withy-Allen
 2001 Mike Iosua, Hyrum Peters
 2000 David Gilmore, Mike Iosua
 Bobby Morgan, Hyrum Peters
 1999 Bobby Morgan, Daniel Reed, Dan Robinson, Yaphet Warren
 1998 Damien Arafiles, Dan Robinson
 1997 Rufus Ayeni, Lonn Kalama, Kekoa Kilcoyne, Johnny Macon, Dan Robinson, Chris Shinnick, Tyler Tanigawa, Ron Wood
 1996 Lonn Kalama, Bobby Singh, Tyler Tanigawa
 1995 Michael Anderson, Tyler Tanigawa
 1994 Johnny Macon, Carlton Oswalt
 1993 Phil Cunningham, SB; Travis Fonseca, OL; Deacon Hanson, OL/LS
 1992 Jason Elam, PK/P
 1991 Johann Bouit, WR; Shawn Ching, C; Dan Duncan, LB; Jason Elam, PK/P; Travis Fonseca, OL; Haku Kahoano, DL; Paul Manera, OL; Dean Nakagawa, DB; Tony Pang-Kee, DB; Travis Sims, RB
 1990 Jason Elam, Dane McArthur, Mark Odom, Tony Pang-Kee, Mike Tresler, Tasi Autele, Dan Duncan, Tom Heffernan, Haku Kahoano, Zerín Khan, Larry Khan-Smith, Kim McCloud, Joe Sardo, Travis Sims, David Tanuvasa
 1989 Dana Directo, Jason Elam, Dane McArthur
 1988 Dane McArthur, Dana Directo
 1987 Rick Saunders
 1980 Blane Gaison

STAN BATES AWARD

Awarded to the top scholar-athlete in the WAC.



Jason Elam
PK/P (1992)



Blaine Gaison
QB/DB (1981)

WARRIOR CLUB

In 1977, most of the team awards were discontinued in favor of the Warrior Club. The award was given annually from 1977-2011 and resumed in 2017. The purpose of this award is to recognize all players who give winning performances for the majority of the season.

2017	Jeremiah Pritchard		
2011	Kaniela Tuipulotu		
2010	Jeremy Bryant, Alex Green		
2009	Rocky Savaiigaea		
2008	John Estes, Solomon Elimimian, Tim Grasso		
2007	Colt Brennan, Adam Leonard, Timo Paepule		
2006	Colt Brennan, Nate Ilaoa, Ikaika Alama-Francis, Melila Purcell, Timo Paepule		
2005	Davone Bess, Tanuvasa Moe, Kila Kamakawiwo'ole, Timo Paepule		
2004	Michael Brewster, Chad Owens, Melila Purcell		
2003	Ikaika Curman, Kurt Milne, Samson Satele		
2002	Keith Bhonapha, Vince Manuwai, Hyrum Peters		
2001	Keith Bhonapha, Jacob Espiau, Vince Manuwai		
2000	Sean Butts, Jacob Espiau, Kynan Forney		
1999	Joaquin Avila, Kaulana Noa, Quincy LeJay		
1998	Eleu Kane, Kamuela Cobb-Adams, Chris Garnier		
1997	Johnny Macon, Doug Rosevold, Tyler Tanigawa		
1996	Demitreus "Doe" Henderson, Fred Lau, Jason Mane		
1995	Matt Harding, Eddie Klaneski, Johnny Macon, Shane Oliveira, Tyler Tanigawa, Rod York		
1994	Glenn Freitas, Matt Harding, Ed Ripley, Stephen Wilson, Rod York		
1993	Deacon Hanson		
1992	Bryan Addison, Al Aliipule, Robert Blakeney, Darrick Branch, Johann Bouit, Glenn Carson, Michael Carter, Jason Elam, Deacon Hanson, Matthew Harding, Eddie Kealoha, Shavondi Johnson, Jeff Morrow, Ivan Mauga, Victor Santa Cruz, Walter Santiago, Joe Shaw, Travis Sims, Junior Tagoi, Maa Tanuvasa, Stewart Williams		
1991	Jason Elam, Walter Santiago		
1990	Sean Abreu, Travis Fonseca, Garrett Gabriel, Kenny Harper, Larry Khan-Smith, Dane McArthur, Kim McCloud, Tony Pang-Kee, Walter Santiago, Joe Sardo, Richard Stevenson, Jeff Snyder		
1989	Sean Abreu, Bryan Addison, Kyle Ah Loo, Dan Ahuna, Shawn Alivado, Walter Briggs, Michael Coulson, Dana Directo, Jason Elam, Jamal Farmer, Garrett Gabriel, Leo Goeas, Patrick Gordon, Larry Jones, Mitchell Kaaiiali, Kalani Kaleleiki, Leonard Lau, Dane McArthur, Kim McCloud, David Maeva, Mark Odum, Sean Robinson, Chris Roscoe, Joe Sardo, Allen Smith, David Stant, Jeff Snyder, Mike Tresler, Lemoe Tua, Terry Whitaker, Lamar Young		
1988	Kyle Ah Loo, Aмоса Amosa, Brian Belcher, Walter Briggs, Michael Coulson, Amani Davis, Dana Directo, Jason Elam, Heikoti Fakava, Leo Goeas, Larry Jones, Larry Khan-Smith, Kim McCloud, David Maeva, Doug Paahao, Greg Richards, Chris Roscoe, Billy Stephens, Mike Tresler		
1987	Leon Austin, Dana Directo, Chris Gaskill, Brian Norwood, Doug Paahao, Lemoe Tua, Rod Valverde Warrior of the Year: Leon Austin		
1986	Amosa Amosa, Leon Austin, Sam Carroll, Danny Crowell, Dana Directo, David Dyas, Matt Follner, Chris Gaskill, Ron Hall, Kenny Hewitt, Thad Jefferson, M.L. Johnson, Willy Kalakau, Aaron Kane, Johnnie Levingston, Pat McCray, Sam Moku, Al Noga, Pete Noga, Brian Norwood, Mark Nua, Joe Onosai, Joe Piccola, Rick Saunders, Colin Scotts, Gregg Tipton, Rod Valverde, Everett Wade, Koldene Walsh Warriors of the Year: Sam Moku and M.L. Johnson		
1985	Theo Adams, Dirk Apao, Michael Beazley, Kerry Brady, Danny Crowell, Brian Derby, Nuu Faaola, Quentin Flores, John Goeas, Ron Hall, Buddy Hugo, Thad Jefferson, M.L. Johnson, Kent Kafentzis, Kyle Kafentzis, Ben Maafala, Sam Moku, Kyle Mosley,		
	Walter Murray, Al Noga, Pete Noga, Joe Onosai, Louis Santiago, Colin Scotts, Vincent Sides, Ana Tuiasosopo, Everett Wade Warrior of the Year: M.L. Johnson		
1984	Carl Alexander, Michael Beazley, Raphael Cherry, James Elias, Nuu Faaola, George Fletcher, Quentin Flores, John Goeas, Thad Jefferson, M.L. Johnson, Kent Kafentzis, Kurt Kafentzis, Kyle Kafentzis, Junior Lopati, Tom McCarthy, Rich Miano, Joe Onosai, Granville Saleamua, Louis Santiago, Alvis Satele, Colin Scotts, Vincent Sides, Jack Sims, Richard Spelman, Ana Tuiasosopo, Kent Unterman, Darryl Ursery Warriors of the Year: Nuu Faaola and Rich Miano		
1983	Kesi Afalava, Mike Akio, Dino Babers, Raphael Cherry, Bernard Carvalho, James Elias, Mark Gardner, Tom McCarthy, Rich Miano, Falaniko Noga, Doug Nomura, Johnny Taylor, Kent Unterman Warrior of the Year: Rich Miano		
1982	Mike Akio, Dino Babers, Duane Coleman, Jim Donovan, Vernon Gearing, Larry Goeas, Kent Kafentzis, Emlen Kahoano, Carl Kenneybrew, Rich Miano, Jim Mills, James Moore, Kenny Moore, Walter Murray, Frank Natividad, Falaniko Noga, Bernard Quarles, Jesse Sapolu, Anthony Woodson Warrior of the Year: Larry Goeas		
1981	Gary Allen, Bryan Almadova, Nolan Baker, Duane Coleman, James Elias, Larry Goeas, Mark Kafentzis, Kani Kauahi, Carl Kenneybrew, Doug Kyle, Lee Larsen, Merv Lopes, Tim Lyons, Dana McLemore, Jim Mills, Andy Moody, Ken Moore, Falaniko Noga, Ron Pennick, Verlon Redd, Reggie Robinson, Jesse Sapolu, Itai Sataua, David Toloumu, Daryl Williams, Anthony Woodson Warrior of the Year: Larry Goeas		
1980	Gary Allen, Bryan Almadova, Jim Asmus, Dino Babers, Dave Barbour, George Bell, Blane Gaison, Larry Goeas, Keoni Jardine, Lyndell Jones, Mark Kafentzis, Doug Kyle, Merv Lopes, Tim Lyons, Dana McLemore, Andy Moody, James Moore, Falaniko Noga, Rick Obbema, Ron Pennick, Eugene Price, Verlon Redd, Ed Riewerts, Reggie Robinson, Jesse Sapolu, Mike Stennis, Marcus Tarver, David Toloumu Warriors of the Year: Larry Goeas and Falaniko Noga		
1979	Keith Ah Yuen, Gary Allen, Jim Asmus, Wayne Black, Blane Gaison, Larry Goeas, Keoni Jardine, Lyndell Jones, Doug Kyle, Steve Lehor, Dana McLemore, Andy Moody, James Moore, Rick Obbema, Eugene Price, Ed Riewerts, Jesse Sapolu, Itai Sataua, Jerry Scanlan, Mike Schook, Marcus Tarver, Tom Tuinei		
1978	Gary Allen, Mike Arvanetis, Dave Barbour, Wayne Black, Jeff Cabral, Tom Clark, Burton Coloma, Greg Cummings, Jeff Duva, Blane Gaison, Wilbert Haslip, Mike Jackson, DeWayne Jett, Chris Johnson, Nelson Maeda, Greg McElroy, Kevin Scullion, Arthur Smith, Gary Spotts, Junior Talaesea, Tom Tuinei, Scott Voeller, Jack Wright		
1977	Mike Arvanetis, Kent Conley, Greg Cummings, Jeff Duva, Curtis Goodman, Gerald Green, Wilbert Haslip, Floyd Jones, Harris Matsushima, Tom Murphy, Pat Schmidt, Tom Tuinei, Rick Wagner, Jack Wright		

TEAM AWARDS

ALEC WATERHOUSE

MOST VALUABLE PLAYER

The Alec Waterhouse Most Valuable Player Award is named after the founder and chairman of the Na Koa Football Booster Club and an original member of the 'Ahahui Koa Anuenue Board of Directors. Waterhouse's substantial contributions made possible the purchase of weight room equipment for the UH Physiology Research and Training Facility, which is named in his honor. The award has been presented annually since 1977.

2018	John Ursua
2017	Diocemy Saint Juste
2016	Marcus Kemp
2015	Ben Clarke
2014	Scott Harding
2013	Scott Harding
2012	Mike Edwards
2011	Bryant Moniz
2010	Bryant Moniz
2009	John Estes
2008	David Veikune
2007	Colt Brennan
2006	Ross Dickerson
2005	Derek Faavi
2004	Timmy Chang
2003	Travis LaBoy
2002	Pisa Tinoisamoa
2001	Ashley Lelie, Chris Brown, Sean Butts
2000	James Fenderson
1999	Dan Robinson, Jeff Ulbrich
1998	Wesley Morris
1997	Eddie Klaneski
1996	Eddie Klaneski
1995	Clint Kuboyama
1994	Junior Faavae
1993	Michael Carter
1992	Travis Sims
1991	Jason Elam
1990	Garrett Gabriel
1989	Walter Briggs
1988	Amosa Amosa
1987	William Bell, Heikoti Fakava
1986	Al Noga
1985	Kent Kafentzis
1984	Raphel Cherry
1983	Raphel Cherry
1982	Carl Kenneybrew, Jesse Sapolu
1981	Gary Allen
1980	Blane Gaison
1979	Gary Allen, Blane Gaison
1978	Wilbert Haslip
1977	Harris Matsushima

BEN YEE MOST

INSPIRATIONAL AWARD

The Ben Yee Most Inspirational Award is presented annually to the player(s) who exemplifies courage and leadership during the season. Ben Yee is a long-time supporter of UH football who formed the Na Koa Football Booster Club with Alec Waterhouse and Ed Wong. From 1969-76, the award was named after former head coach Clark Shaughnessy. No award was presented from 1977-94 and in 2012-15.

2018	Kaimana Padello
2017	Kalepo Naotata
2016	RJ Hollis
2011	Corey Paredes
2010	Corey Paredes
2009	Blaze Soares
2008	Jake Ingram, Ryan Mouton
2007	Michael Lafaele
2006	Tala Esera
2005	Melila Purcell
2004	Lui Fuga
2003	Lance Samuseva
2002	Lance Samuseva
2001	Mike Iosua
2000	Lui Fuga, Nate Jackson, Vince Manuwai
1999	Joe Correia
1998	Wesley Morris
1997	Chris Shinnick
1996	Eddie Klaneski
1995	Mike Petersen
1976	A.J. Cleveland
1975	Arnold Morgado
1974	Cliff Laboy
1973	Simeon Alo
1972	Elroy Chong
1971	Randy Ingraham
1970	Jim Kalili
1969	Jack Spithill

MOST VALUABLE SCOUTS

2018	Off.: Stephan Bernal-Wendt Def.: Jonah Lau
2017	Off.: Tristan Kamaka Def.: KK Padello
2016	Off.: Genta Ito Def.: Cole Carter
2015	Off.: John Ursua Def.: Tevarua Eldridge
2014	Off.: Ryan Tuiasoa, Tavita Eli Def.: Ka'au Gifford, Tumua Tuinei
2013	Off.: John Wa'a Def.: David Manoa
2012	Off.: Taylor Graham, Hunter Hollowed Def.: Brian Clay, Joshua Donovan
2011	Kendrick Van Ackeren
2010	Daryl McBride, Jr.
2009	Brett Leonard
2008	Off.: Shane Austin Def.: Alasi Toilolo ST: Ryan Perry
2007	Off.: Jake Santos Def.: Elliott Purcell ST: Kenny Estes

2006	Off.: William Brogan Def.: Ryan Perry ST: Jayson Rego
2005	Off.: John Estes Def.: C.J. Tausaga ST: Joshua Rice
2004	Off.: Keith AhSoon Def.: Lafu Tuioti-Mariner ST: Orlando Wong
2003	Off.: Doug Wylie Def.: Laiana Wong ST: Rustin Saole
2002	Off.: Garrett Dearing Def.: Tanuvasa Moe ST: Gary Wright
2001	Off.: Michael Brewster Def.: Ikaika Curnan ST: Gary Wright
2000	Off.: Jonathan Kauka Def.: Colin Wills ST: Kelvin Millhouse, Jr.
1999	Off.: Kevin Gilbride Def.: Gary Wright
1998	Off.: Thero Mitchell Def.: Chris Riccardi
1997	Off.: Fred Lau Def.: Jay Amina
1996	Off.: Quincy Jacobs Def.: Scott Sherwood ST: Damien Arafiles
1995	Off.: Sione Tafuna, Hunter Young Def.: Sam Collins ST: Alan Hackbarth
1994	Off.: Bojo Ring Def.: Kamuela Cobb-Adams ST: Dennis Kauwe
1993	Off.: Johnny Macon Def.: Brian Chapman ST: Will Ogburn
1992	Off.: Todd Woods Def.: Tama Satele ST: Greg Roach
1991	Off.: Rod York Def.: Benjamin Prohm
1990	Off.: Ivin Jasper Def.: Nalei Cox
1989	Off.: Ollie Myrick Def.: David Tanuvasa
1988	Off.: Darin Oshiro Def.: Manly Williams
1987	Off.: Nuuanu Kaulia Def.: Haku Kahoano
1986	Off.: Warren Jones Def.: Ross Yamasaki
1985	Off.: Kalani Kaleleiki Def.: Larry Jones
1984	Off.: Greg Tipton Def.: Tim Lorenz
1983	Off.: Charlie Moetululi Def.: John Goeas
1982	Off.: Kevin Haggerty Def.: Colin Scotts
1981	Off.: Quentin Flores Def.: Jack Sims
1980	Off.: Ron Han Def.: Rich Miano
1979	Off.: Rip Gourley Def.: Kelly Scullion
1977	Off.: E.E. Price Def.: Harding Parilla

ALL-STAR GAMES

HULA BOWL

From 1947-2008, the University of Hawai'i was well-represented at the Hula Bowl, which was held in the state for 60 years. A total of 150 former Rainbow Warriors participated in the bowl and a UH player was named the bowl's Most Valuable Player three times (Nick Rolovich, 2002; Blane Gaison, 1982; and Tim Buchanan, 1970).

2007	C.J. Hawthorne, WR Michael Lafaele, DL Myron Newberry, DB Karl Noa, DL Jacob Patek, DB Amani Purcell, DL Jason Rivers, WR Hercules Satele, OL Larry Sauafea, OL	1996	Demitreus Henderson, DB	1976	Cliff Laboy, DL
2006	Ikaika Alama-Francis, DE Ross Dickerson, WR Nate Ilaoa, RB Reagan Mauia, RB Leonard Peters, S Melila Purcell, DE Dane Uperesa, OL	1995	Matt Harding, ST Clint Kuboyama, DB George Noga, DT	1975	Arnold Morgado, RB Pat Richardson, DL John Woodcock, DL
2005	Brandon Eaton, OL Kila Kamakawiwo'ole, LB Lono Manners, DB Tanuvasa Moe, LB/LS	1994	Carlos Anderson, CB Junior Faavae, LB Kendall Goo, OL John Veneri, SB	1974	Ken Shibata, DB Levi Stanley, DL
2004	Timmy Chang, QB Uriah Moenoa, OL Chad Owens, WR	1993	Lene Amosa, OL Taase Faumui, DL Travis Fonseca, OL Brian Gordon, SB Ivin Jasper, SB/QB Peter Pale, OL Stewart Williams, LB	1972	Larry Sherrer, RB
2003	Houston Ala, DL Jeremiah Cockheran, WR Hyrum Peters, S Lance Samuseva, DT	1992	Bryan Addison, DB Jason Elam, PK/P Travis Sims, RB Maa Tanuvasa, DL Doug Vaioleti, OL	1971	Jim Kalili, G
2002	Chris Brown, LB Sean Butts, S Justin Colbert, WR Laanui Correa, DE Lui Fuata, OL Mat McBriar, P	1991	Shawn Ching, OL Manly Williams, DL	1970	Jack Spithill, OT Jon Weber, OT
2001	Jacob Espiau, S Mike Iosua, DT Nate Jackson, S Manly Kanoa, OG Nick Rolovich, QB (MVP) Craig Stutzmann, WR	1990	Garrett Gabriel, QB Dane McArthur, RB Mark Odom, LB Sean Robinson, OL Mike Tresler, DB	1969	Tim Buchanan, LB (MVP) McKinley Reynolds, E
2000	Rinda Brooks, LB James Fenderson, RB Robert Kemfort, LB Dee Miller, DB Doug Sims, DL	1989	Walter Briggs, DB Leo Goeas, OL Chris Roscoe, WR	1968	Larry Cole, DT Dick Hough, B
1999	Quincy LeJay, DB Andy Phillips, OL Dan Robinson, QB Tony Tuioti, DL	1988	Amosa Amosa, OL Heikoti Fakava, RB	1967	Agenhart Ellis, T
1998	Ben Bright, DL Stephen Gonzales, LB Mark Mollner, LB	1987	Sam Carroll, LB Marco Johnson, WR Al Noga, DT	1965	Larry Price, T
1997	Eddie Klaneski, DB Shane Oliveira, OL Chris Shinnick, DB	1986	Ron Hall, TE M.L. Johnson, LB Raphel Cherry, QB Rich Miano, DB	1964	Joe Kealoha, T
		1985	Bernard Carvalho, OL Carl Kenneybrew, LB Jesse Sapolu, G Reggie Young, FB Gary Allen, WR Dana McLemore, DB	1963	Milton Hirohata, T
		1984		1962	Cliff Ograin, E Henry Pang, G
		1983		1961	Dan Izuka, G George Naukana, T
		1982		1960	Colin Chock, E Roland Laanui, T Bill Tam, G
		1981		1959	Ed Kawawaki, B Dick Miller, B Roy Price, T
		1980		1958	Charles Araki, T Henry Ariyoshi, G Roy Dowd, G Hartwell Freitas, B Richard Ueoka, E
		1979		1957	Joe Matsukawa, B Walter Nozoe, G Ed Toma, G Eric Watanabe, G
		1978		1956	Melvin Abreu, B Charles Bessette, B Ellsworth Bush, E Dick Carpenter, B Edwin Ferreira, T Saburo Takayesu, G

ALL-STAR GAMES

SENIOR BOWL

Since 1950, the Senior Bowl has showcased the nation's top collegiate players who completed their eligibility. A total of 20 former Rainbow Warriors have travelled to Mobile, Ala., site of the all-star game.

2017	Trayvon Henderson, DB
2012	Luke Ingram, LS
2010	Greg Salas, WR
2008	David Veikune, DL Jake Ingram, LS
2007	Colt Brennan, QB
2005	Samson Satele, C
2004	Abraham Elimimian, DB
2003	Travis LaBoy, DE Isaac Sopoaga, DT
2002	Vince Manuwai, OL Pisa Tinoisamoa, LB
2000	Kynan Forney, OL
1999	Adrian Klemm, OL Kaulana Noa, OL Jeff Ulbrich, LB
1987	Al Noga, DT
1986	Kent Kafentzis, DB Walter Murray, WR
1974	Jeris White, DB

EAST-WEST SHRINE GAME

Established in 1925, the East-West Shrine Game is the oldest college all-star game in the country. A total of 21 former Warriors have competed in the game.

2017	Dejon Allen, OL
2011	Vaughn Meatoga, DL Kaniela Tuipulotu, DL
2010	Alex Green, RB Laupepa Letuli, OL
2009	John Estes, OL
2008	Ryan Mouton, DB
2007	Jason Rivers, WR
2006	Ikaika Alama-Francis, DE Tala Esera, OT
2004	Timmy Chang, QB Chad Owens, WR
2003	Kelvin Millhouse, Jr., CB Isaac Sopoaga, DT
2002	Chris Brown, LB
2001	Manly Kanoa, OG
1993	Taase Faumui, DT
1992	Jason Elam, PK
1984	Falaniko Noga, LB
1976	John Woodcock, DT
1949	Harry Kahuanui, E

NFLPA COLLEGIATE BOWL

2017	Diocemy Saint Juste, RB
2016	Leo Koloamatangi, OL Rigoberto Sanchez, PK
2013	Chris Gant, WR Sean Schroeder, QB
2011	Zach Masch, DL

CASINO DEL SOL CHALLENGE

2012	Alex Dunnachie, P Paipai Falemalu, DL
2011	Aaron Brown, LB Brett Leonard, OL Royce Pollard, WR

OTHER DEFUNCT GAMES

BLUE-GRAY GAME

1986	Kent Kafentzis, DB
------	--------------------

COLLEGE ALL-STAR GAME

1976	John Woodcock, DT
------	-------------------

COACHES ALL-AMERICA GAME

1976	John Woodcock, DT
------	-------------------

JAPAN BOWL

1992	Jason Elam, PK
1991	Herman Talley, LB
1989	Larry Jones, OL
1988	Mark Nua, OL
1983	Carl Kenneybrew, LB Jesse Sapolu, G Reggie Young, FB
1982	Gary Allen, WR
1982	Dana McLemore, DB
1980	Scott Voeller, LB
1979	Gary Spotts, DL
1978	Harris Matsushima, DL

OLYMPIA GOLD BOWL

1982	David Toloumu, RB
------	-------------------

'BOWS IN THE NFL



DAVONE BESS



RIGOBERTO SANCHEZ



ISAAC SOFOAGA



VINCE MANUWAI


Player	Yrs At UH	Pos.	NFL Team (Years)
Bryan Addison	1989	DB	Houston Oilers (1995)
Charles Aiu	1972-75	OT	San Diego Chargers (1976-78) Seattle Seahawks (1978)
Mike Akiu	1982-84	WR	Houston Oilers (1985-86)
Ikaika Alama-Francis	2003-06	DE	Detroit Lions (2007-08) Miami Dolphins (2010-11)
Gary Allen	1978-81	RB	Houston Oilers (1982-83) Dallas Cowboys (1983-84)
Jim Asmus	1979-80	PK	San Francisco (1987)
Dan Audick^	1974-76	OT	St. Louis Cardinals (1977, 1983-84) San Francisco 49ers (1981-82) San Diego Chargers (1978-80)
Davone Bess	2005-07	WR	Miami Dolphins (2008-12) Cleveland Browns (2013)
Kerry Brady	1985	PK	Dallas Cowboys (1987) Indianapolis Colts (1988) Buffalo Bills (1989)
Colt Brennan	2005-07	QB	Washington Redskins (2008-09)
Tim Buchanan	1968	LB	Cincinnati Bengals (1969)
Raphel Cherry	1981-84	DB	Washington Redskins (1985) Detroit Lions (1987-88) Dallas Cowboys (1968-80)
Larry Cole^	1967	DE	Dallas Cowboys (1968-80)
Trevor Davis	2011-12	WR	Green Bay Packers (2016-18)
Jason Elam^	1989-92	PK-P	Denver Broncos (1993-2007) Atlanta Falcons (2008-09)
John Estes	2006-09	C	Jacksonville Jaguars (2011)
Nuu Faaola	1982-85	RB	New York Jets (1986-89) Miami Dolphins (1989)
Taase Faumui	1991-93	DT	Pittsburgh Steelers (1994-95) Oakland Raiders (1997)
James Fenderson	1999-2000	RB	New Orleans Saints (2001-03)
Kynan Forney	1998, 2000	OT	Atlanta Falcons (2001-07) San Diego Chargers (2008) Jacksonville Jaguars (2009)
Blane Gaison	1976, '78-80	DB	Atlanta Falcons (1981-84)
Jerrol Garcia-Williams	2012-13, '15-16	LB	Denver Broncos (2017)
Leo Goeas	1985, '87-89	OL	San Diego Chargers (1990-92) Los Angeles/St. Louis Rams (1993-96) Baltimore Ravens (1997)
John Gordon	1970	OT	Detroit Lions (1972)
Alex Green	2009-10	RB	Green Bay Packers (2011-12) New York Jets (2013)
Ron Hall	1983, '85-86	TE	Tampa Bay Buccaneers (1987-93) Detroit Lions (1994-95)
Wilbert Haslip	1975-78	RB	Kansas City Chiefs (1979)
C.J. Hawthorne	2006-07	WR	Buffalo Bills (2008-09)
John Hoffman	1967-68	DE	Washington Redskins (1969-70) Chicago Bears (1971) St. Louis Cardinals (1972) Denver Broncos (1972)
Wayne Hunter	2001-02	OT	Seattle Seahawks (2003-05) Jacksonville Jaguars (2006) New York Jets (2008-11) St. Louis Rams (2012) Buffalo Bills (2015)
Jake Ingram	2005-08	LS	New England Patriots (2009-10) New Orleans Saints (2010) Tennessee Titans (2011)
Joey Iosefa	2011-14	RB	New England Patriots (2015)
M.L. Johnson	1983-86	LB	Seattle Seahawks (1987-89)
Kurt Kafentzis	1981-84	DB	Houston Oilers (1987)
Mark Kafentzis	1980-81	DB	Cleveland Browns (1982) Baltimore/Indianapolis Colts (1983-84)
Kani Kauahi	1981	OL	Seattle Seahawks (1982-86) Green Bay Packers (1988) Phoenix Cardinals (1989-91, '93) Kansas City Chiefs (1992)
Marcus Kemp	2013-16	WR	Kansas City Chiefs (2017-18)
Keith Kirkwood	2013	WR	New Orleans Saints (2010)
Adrian Klemm^	1996-99	OT	New England Patriots (2000-04) Green Bay Packers (2005)
Leo Koloamatangi	2013-16	OL	Detroit Lions (2018)
Travis LaBoy	2001-03	DE	Tennessee Titans (2004-07) Arizona Cardinals (2008) San Francisco 49ers (2010) San Diego Chargers (2011)

'BOWS IN THE NFL

Player	Yrs At UH	Pos.	NFL Team (Years)
Ashley Lelie	1999-2001	WR	Denver Broncos (2002-05) Atlanta Falcons (2006) San Francisco 49ers (2007) Oakland Raiders (2008)
Vince Manuwai	1999-2002	OG	Jacksonville Jaguars (2003-10)
Reagan Mauia	2005-06	RB	Miami Dolphins (2007) Cincinnati Bengals (2008) Arizona Cardinals (2009)
Mat McBriar	2000-02	P	Dallas Cowboys (2004-11) Philadelphia Eagles (2012) Pittsburgh Steelers (2013) San Diego Chargers (2014)
Dana McLemore^	1978-81	DB	San Francisco 49ers (1982-86, '87) New Orleans Saints (1986)
Rich Miano	1982-84	DB	New York Jets (1985-89) Philadelphia Eagles (1991-94) Atlanta Falcons (1995)
Jim Mills	1979-82	OT	Baltimore/Indianapolis Colts (1983-84)
Arnold Morgado	1974-75	RB	Kansas City Chiefs (1977-80)
Ryan Mouton	2007-08	DB	Tennessee Titans (2009-10, '12)
Walter Murray	1982-85	WR	Indianapolis Colts (1986-87)
Nick Nelson	2014-15	WR	Oakland Raiders (2018)
Kaulana Noa	1996-99	OT	St. Louis Rams (2000-01)
Al Noga	1984-87	DT	Minnesota Vikings (1988-92) Washington Redskins (1993) Indianapolis Colts (1994)
Falaniko Noga	1980-83	LB	St. Louis/Phoenix Cardinals (1984-88) Detroit Lions (1989-91)
Pete Noga	1983, '85-86	LB	St. Louis Cardinals (1987)
Chad Owens	2001-04	WR	Jacksonville Jaguars (2005-07)
Kealoha Pilares	2007-10	WR	Carolina Panthers (2011-13)
Melila Purcell	2003-06	DE	Cleveland Browns (2007-08)
Golden Richards^	1972	WR	Dallas Cowboys (1973-79)
Greg Salas	2008-11	WR	St. Louis Rams (2011) New England Patriots (2012) Philadelphia Eagles (2012) New York Jets (2013-14) Detroit Lions (2015) Buffalo Bills (2015-16)
Rigoberto Sanchez	2015-16	P	Indianapolis Colts (2017-18)
Jesse Sapolu^	1979-82	OL	San Francisco 49ers (1983-84, '87-97)
Brashton Satele	2006-08	LB	New York Jets (2010)
Hercules Satele	2004-07	OL	Arizona Cardinals (2008)
Samson Satele	2003-06	C	Miami Dolphins (2007-08; '14) Oakland Raiders (2009-11) Indianapolis Colts (2012-13)
Jerry Scanlan	1976-79	OT	Washington Redskins (1980-81)
Colin Scotts	1983-85	DT	St. Louis Cardinals (1987)
Mana Silva	2008-10	DB	Dallas Cowboys (2011-12) Buffalo Bills (2012)
Jack Sims	1982-84	OL	Seattle Seahawks (1987)
Isaac Sopoaga	2002-03	DT	San Francisco 49ers (2004-12) Philadelphia Eagles (2013) New England Patriots (2013)
Jeff Sydner	1989-91	WR/KR	Philadelphia Eagles (1992-95)
Maa Tanuvasa^	1990-92	DL	Los Angeles Rams (1993) Denver Broncos (1995-2000) San Diego Chargers (2001)
Johnny Taylor	1982-83	LB	Atlanta Falcons (1984-86) Miami Dolphins (1986) San Diego Chargers (1987)
Pisa Tinoisamoa	2000-02	LB	St. Louis Rams (2003-08) Chicago Bears (2009-10)
Mark Tuinei^	1982	DT	Dallas Cowboys (1983-1997)
Tom Tuinei	1976-79	DT	Detroit Lions (1980)
Jeff Ulbrich	1998-99	LB	San Francisco 49ers (2000-09)
David Veikune	2006-08	DE	Cleveland Browns (2009) Denver Broncos (2010)
Jeris White^	1970-73	DB	Miami Dolphins (1974-76) Tampa Bay Buccaneers (1977-79) Washington Redskins (1980-82)
Hauoli Wong	1995	OL	Oakland Raiders (2003)
John Woodcock	1974-75	DT	Detroit Lions (1976-80) San Diego Chargers (1981-82)



MARCUS KEMP



LEO KOLOAMATANGI



GREG SALAS



PISA TINOISAMO

bold indicates active player through 2018 season

^ - Super Bowl

NFL DRAFT PICKS

A total of 72 former Rainbow Warriors have been selected in the NFL Draft. In the 2002 draft, wide receiver Ashley Lelie was the program's highest pick, taken in the first round (19th overall) by the Denver Broncos. A record five players were taken in the 2007 draft. Two former Warriors who ended their collegiate careers at another university were also drafted - Trevor Davis (2016 by Green Bay Packers) and Nick Nelson (2018 by Oakland Raiders).

Player	Year	Rd	Pick	Pos	Team
Jahlani Tavai	2019	2	43	LB	Detroit Lions
John Ursua	2019	7	236	WR	Seattle Seahawks
Joey Iosefa	2015	7	231	RB	Tampa Bay Buccaneers
Aaron Brown	2012	7	209	LB	St. Louis Rams
Alex Green	2011	3	96	FB	Green Bay Packers
Greg Salas	2011	4	112	WR	St. Louis Rams
Kealoha Pilaes	2011	5	132	WR	Carolina Panthers
David Veikune	2009	2	52	DL	Cleveland Browns
Ryan Mouton	2009	3	94	DB	Tennessee Titans
Jake Ingram	2009	6	198	LS	New England Patriots
Colt Brennan	2008	6	186	QB	Washington Redskins
Ikaika Alama-Francis	2007	2	58	DE	Detroit Lions
Samson Satele	2007	2	60	C	Miami Dolphins
Reagan Mauia	2007	6	181	FB	Miami Dolphins
Meliia Purcell	2007	6	200	DE	Cleveland Browns
Nate Ilaoa	2007	7	236	FB	Philadelphia Eagles
Chad Owens	2005	6	185	WR	Jacksonville Jaguars
Travis LaBoy	2004	2	42	DE	Tennessee Titans
Isaac Sopoaga	2004	4	104	DT	San Francisco 49ers
Pisa Tinoisamoa	2003	2	43	OLB	St. Louis Rams
Vince Manuwai	2003	3	72	G	Jacksonville Jaguars
Wayne Hunter	2003	3	73	T	Seattle Seahawks
Ashley Lelie	2002	1	19	WR	Denver Broncos
Kynan Forney	2001	7	219	G	Atlanta Falcons
Adrian Klemm	2000	2	46	T	New England Patriots
Jeff Ulbrich	2000	3	86	LB	San Francisco 49ers
Kaulana Noa	2000	4	104	T	St. Louis Rams
Ta'ase Faumui	1994	4	122	DE	Pittsburgh Steelers
Jason Elam	1993	3	70	K	Denver Broncos
Maa Tanuvasa	1993	8	209	DT	Los Angeles Rams
Darrick Branch	1993	8	220	WR	Tampa Bay Buccaneers
Jeff Sydnor	1992	6	160	WR	Philadelphia Eagles
Leo Goeas	1990	3	60	T	San Diego Chargers
Al Noga	1988	3	71	DE	Minnesota Vikings
Marco Johnson	1988	10	271	WR	Houston Oilers
Colin Scotts	1987	3	70	DT	St. Louis Cardinals
Ron Hall	1987	4	87	TE	Tampa Bay Buccaneers
Joe Onosai	1987	6	151	T	Dallas Cowboys
M.L. Johnson	1987	9	243	LB	Seattle Seahawks
Walter Murray	1986	2	45	WR	Washington Redskins
Kent Kafentzis	1986	9	227	DB	St. Louis Cardinals
Nuu Faaola	1986	9	245	RB	New York Jets
Raphel Cherry	1985	5	122	DB	Washington Redskins
Rich Miano	1985	6	166	DB	New York Jets
Mike Akiu	1985	7	170	WR	Houston Oilers
Bernard Carvalho	1984	7	194	OL	Miami Dolphins
Niko Noga	1984	8	201	LB	St. Louis Cardinals
Anthony Edgar	1983	7	174	RB	Philadelphia Eagles
Jim Mills	1983	9	225	T	Baltimore Colts
Jesse Sapolu	1983	11	289	G	San Francisco 49ers

NFL DRAFT PICKS

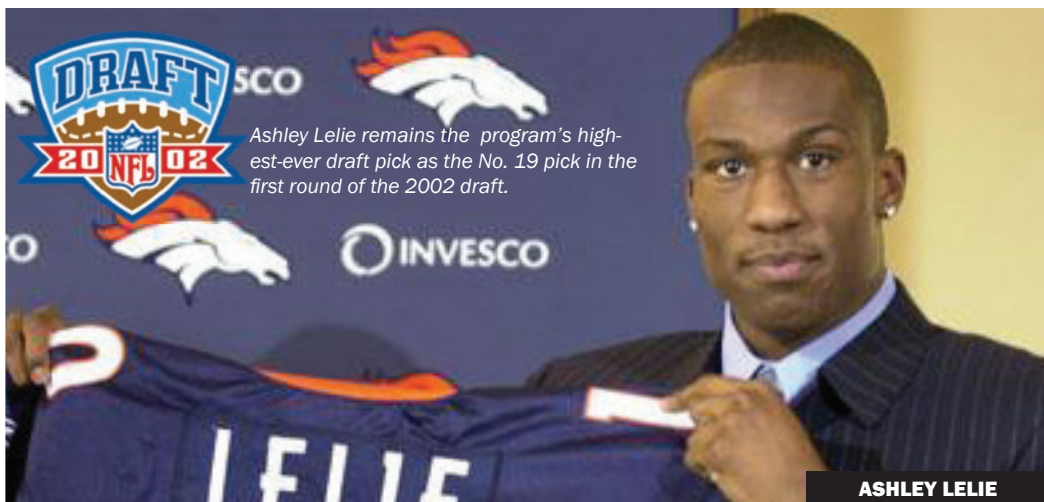
Player	Year	Rd	Pick	Pos	Team
Gary Allen	1982	6	148	RB	Houston Oilers
David Toloumu	1982	7	176	RB	Atlanta Falcons
Mark Kafentzis	1982	8	199	DB	Cleveland Browns
Dana McLemore	1982	10	269	DB	San Francisco 49ers
DeWayne Jett	1980	9	222	WR	Detroit Lions
Tom Tuinei	1980	9	223	DT	Detroit Lions
Wilbert Haslip	1979	8	210	RB	San Diego Chargers
Dan Audick	1977	4	106	T	Pittsburgh Steelers
John Woodcock	1976	3	76	DT	Detroit Lions
Curtis Akins	1976	9	254	C	Washington Redskins
Jeris White	1974	2	52	DB	Miami Dolphins
Levi Stanley	1974	17	425	DT	San Francisco 49ers
Golden Richards	1973	2	46	WR	Dallas Cowboys
John Conley	1973	16	410	TE	Dallas Cowboys
Richard Ruppert	1972	10	257	T	Kansas City Chiefs
Henry Sovio	1972	13	327	TE	Atlanta Falcons
Rocky Pamplin	1971	10	239	RB	New Orleans Saints
Ed Foote	1971	16	403	C	San Diego Chargers
Larry Arnold	1970	12	308	QB	Los Angeles Rams
Tim Buchanan	1969	8	187	LB	Cincinnati Bengals
McKinley Reynolds	1969	10	241	TE	New Orleans Saints
Larry Cole	1968	16	428	DE	Dallas Cowboys



JAHLANI TAVAI



JOHN URSUA



Ashley Lelie remains the program's highest-ever draft pick as the No. 19 pick in the first round of the 2002 draft.

ASHLEY LELIE

NFL FREE AGENTS

More than 100 Rainbow Warriors have signed NFL free agent contracts since 1966. UH has had a player drafted or signed as a free agent every year since 2000. Active NFL players Marcus Kemp (Kansas City Chiefs), Leo Koloamatangi (Detroit Lions), and Rigo Sanchez (Indianapolis Colts) are among the former Rainbow Warriors who have made the 53-man roster for the respective teams as a free agent.

Player	Year	Pos	Team
Dejon Allen	2018	OL	Chicago Bears
Trayvon Henderson	2018	DB	Cincinnati Bengals
Jerrol Garcia-Williams	2017	LB	Denver Broncos
Marcus Kemp	2017	WR	Kansas City Chiefs
Leo Koloamatangi	2017	OL	Detroit Lions
Rigoberto Sanchez	2017	PK/P	Indianapolis Colts
Ben Clarke	2016	OL	Kansas City Chiefs
Max Wittek	2016	QB	Jacksonville Jaguars
Kody Afusia	2015	OL	Arizona Cardinals
Charles Clay	2014	DB	Green Bay Packers
Brenden Daley	2014	LB	Atlanta Falcons
Mike Edwards	2013	DB	New York Jets
Paipai Falemalu	2013	DL	Cleveland Browns
Luke Ingram	2013	LS	Pittsburgh Steelers
Zach Masch	2012	DL	Seattle Seahawks
Royce Pollard	2012	WR	New York Jets
Vaughn Meatoga	2012	DL	Washington Redskins
Corey Paredes	2012	LB	Minnesota Vikings
Liko Satele	2012	DL	Arizona Cardinals
Rodney Bradley	2011	WR	Baltimore Ravens
Laupepa Letuli	2011	OL	Dallas Cowboys
Mana Silva	2011	S	Dallas Cowboys
John Estes	2010	OL	Jacksonville Jaguars
Ray Hisatake	2010	OL	Carolina Panthers
Aaron Kia	2010	OL	New York Jets
Brashton Satele	2010	LB	New York Jets
Jameel Dowling	2009	CB	Arizona Cardinals
Joshua Leonard	2009	DT	Houston Texans
Davone Bess	2008	WR	Miami Dolphins
Ryan Grice-Mullen	2008	WR	Houston Texans/ Chicago Bears
C.J. Hawthorne	2008	WR	Atlanta Falcons
Jason Rivers	2008	WR	Tennessee Titans
Hercules Satele	2008	C	Arizona Cardinals
Tala Esera	2007	OT	Miami Dolphins
Kenny Patton	2007	CB	Oakland Raiders
Leonard Peters	2007	S	New York Jets
Dane Uperesa	2007	OT	Cincinnati Bengals
Lawrence Wilson	2007	DT	Baltimore Ravens
Timmy Chang	2005	QB	Arizona Cardinals
Abraham Elimian	2005	CB	San Diego Chargers
Lui Fuga	2005	DT	San Diego Chargers
Jeremiah Cockheran	2004	WR	Cincinnati Bengals
Kevin Jackson	2004	DE	Green Bay Packers
Kelvin Millhouse, Jr.	2004	CB	Miami Dolphins
Chris Brown	2003	LB	Baltimore Ravens
Mat McBriar	2003	P	Denver Broncos
Robert Grant	2002	S	Cincinnati Bengals
Mike Iosua	2002	DL	San Francisco 49ers
Nate Jackson	2002	S	Tennessee Titans
Manly Kanoa	2002	OL	Atlanta Falcons
Nick Rolovich	2002	QB	Denver Broncos
Brian Smith	2002	OL	Baltimore Ravens
James Fenderson	2001	RB	New Orleans Saints
Dwight Carter	2000	WR	San Francisco 49ers
Andy Phillips	2000	OG	San Diego Chargers

Player	Year	Pos	Team
Dustin Owen	2000	C	San Francisco 49ers
Dan Robinson	2000	QB	Baltimore Ravens
Yaphet Warren	2000	LB	Seattle Seahawks
Brannon Kennedy	1996	WR	Washington Redskins
Kendall Goo	1995	OL	New Orleans Saints
Bryan Addison	1993	DB	Oakland Raiders
Travis Sims	1993	RB	Denver Broncos
Mitch Kaaliili	1992	OT	San Diego Chargers
Walter Briggs	1989	DB	Houston Oilers
Chris Roscoe	1989	WR	Chicago Bears
William Bell	1988	RB	Chicago Bears
Kerry Brady	1988	PK	Buffalo Bills
Sam Carroll	1988	DT	Oakland Raiders
Heikoti Fakava	1988	RB	Seattle Seahawks
Daniel Crowell	1987	RB	St. Louis Cardinals
David Dyas	1987	WR	Green Bay Packers
Kyle Kafentzis	1987	DB	Chicago Bears
Pete Noga	1987	LB	St. Louis Cardinals
Ana Tuiaosopu	1986	DL	Kansas City Chiefs
Jim Asmus	1985	K	Washington Redskins
Kurt Kafentzis	1985	DB	Houston Oilers
Tom McCarthy	1985	P	Kansas City Chiefs
Jack Sims	1985	OL	Seattle Seahawks
Carl Kennybrew	1984	LB	Denver Broncos
Johnny Taylor	1984	LB	Atlanta Falcons
Mark Tuinei	1983	OL	Dallas Cowboys
Dave Barbour	1982	TE	Denver Broncos
Kani Kauahi	1982	OL	San Francisco 49ers
Merv Lopes	1982	WR	Denver Broncos
Marcus Tarver	1982	LB	Denver Broncos
Reggie Young	1982	RB	Denver Broncos
Verlon Redd	1981	DB	San Francisco 49ers
Jim Asmus	1980	PK	Buffalo Bills
Blane Gaison	1980	DB	Atlanta Falcons
Rick Obbema	1980	DT	Philadelphia Eagles
Larry Dorsey	1979	DB	New England Patriots
Jerry Scanlan	1979	OT	Washington Redskins
Arthur Smith	1978	TE	Denver Broncos
Floyd Jones	1977	DE	Dallas Cowboys
Pat Schmidt	1977	S	Los Angeles Rams
Andrew Cleveland	1976	LB	Philadelphia Eagles
Charles Aiu	1976	OT	San Diego Chargers
Don Herrold	1975	LB	Los Angeles Rams
Cliff LaBoy	1975	DE	San Francisco 49ers
Arnold Morgado	1975	RB	Kansas City Chiefs
Bob Winkfield	1975	OL	Minnesota Vikings
James Kalili	1974	OG	Washington Redskins
Howard Stringert	1973	DB	San Diego Chargers
Larry Dorsey	1972	DB	New England Patriots
Larry Sherrer	1972	RB	New York Giants
Dennis Wyckoff	1972	RB	Dallas Cowboys
John Gordon	1970	OT	Washington Redskins
John Hammond	1969	DT	Washington Redskins
John Hoffman	1968	DE	Washington Redskins
Mark Rengal	1967	DT	New Orleans Saints
Larry Price	1966	OL	Los Angeles Rams

CANADIAN FOOTBALL LEAGUE (CFL)**BRITISH COLUMBIA LIONS**

Kesi Afalava, DT, free agent, 1984
 Dino Babers, RB, free agent, 1984
 Solomon Elimimian, LB, free agent, 2010
 Ryan Grice-Mullen, WR, free agent, 2008
 Meffy Koloamatangi, DL, free agent, 2019
 Adam Leonard, LB, free agent, 2010
 David Maeva, LB, 3rd round, 1996
 Chad Mock, WR, free agent, 2007
 Craig Stutzmann, WR, free agent, 2002
 Makani Kema-Kaleiwahea, LB, FA, 2018

CALGARY STAMPEDEERS

Channon Harris, WR, free agent, 2002
 Bryant Moniz, QB, free agent, 2014
 Ken Moore, TE, free agent, 1982
 Brian Norwood, DB, free agent, 1988
 Mark Odom, OLB, free agent, 1991
 Bernard Quarles, QB, free agent, 1985
 Alvis Satele, LB, free agent, 1985
 Joe Seumalo, DL, free agent, 1988
 Anthony Woodson, LB, free agent, 1984

HAMILTON TIGER-CATS

Timmy Chang, QB, free agent, 2007
 Larry Dorsey, DB, free agent, 1979
 Alex Green, RB, free agent, 2017
 Jacob Patek, DB, free agent, 2009
 Kealoha Pilares, WR, free agent, 2015
 Royce Pollard, WR, free agent, 2017

EDMONTON ESKIMOS

Warren Jones, qb, free agent, 1988
 Hyrum Peters, db, free agent, 2004

MONTREAL ALOUETTES

Bill Massey, RB, free agent, 1970
 Chad Owens, WR, free agent, 2009
 Jacob Patek, DB, free agent, 2010
 Jalen Rogers, DB, free agent 2017

OTTOWA REDBLACKS

Charles Clay, LB, free agent, 2014

SASKATCHEWAN ROUGHRIDERS

Colt Brennan, QB, free agent, 2011
 Justin Colbert, WR, free agent, 2003
 Dane McArthur, SB, free agent, 1991
 Kim McCloud, DB, free agent, 1991
 Pat Richardson, DE, free agent, 1975
 Ramsey Simmons, DE, free agent, 1973
 David Veikune, DE, free agent, 2011

TORONTO ARGONAUTS

Saipele Manutai, LB, free agent, 1975
 Zac Odom, DB, free agent, 1995

WINNIPEG BLUE BOMBERS

Michael Coulson, CB, free agent, 1989
 Matt Elam, DT, free agent, 2000
 Tui Eili, OL, 4th round, 2019
 Joe Nobles, WR, free agent, 1986

WORLD LEAGUE OF AMERICAN FOOTBALL/NFL EUROPE**AMSTERDAM ADMIRALS**

Abraham Elimimian, DB, 2006-07
 Taase Faumui, DL, 1998
 Tanuvasa Moe, LB, 2007

BARCELONA DRAGONS

Kaulana Noa, OL, 2002

FRANKFURT GALAXY

Theo Adams, OL, 1996
 Darrick Branch, WR, 1998

ORLANDO THUNDER

Chris Roscoe, WR, 1991

LONDON MONARCHS

Theo Adams, OL, 1991-92
 Larry Jones, OL, 1991-92

RHEIN FIRE

Dwight Carter, WR, 2001
 Timmy Chang, QB, 2006
 Nick Ma'afala, DL, 1995
 Nick Rolovich, QB, 2003
 Joe Seumalo, DL, 1995
 Doug Sims, DL, 2005
 Junior Tagoai, DL, 1995

SACRAMENTO SURGE

Mark Nua, OL, 1991

ARENA FOOTBALL LEAGUE (AFL)**CLEVELAND GLADIATORS**

Shane Austin, QB, 2014

COLORADO CRUSH

Chad Owens, WR, 2008

COLUMBUS DESTROYERS

Nate Ilaoa, RB, free agent, 2008

DALLAS DESPERADOS

Shawndel Tucker, free agent, 2001

GEORGIA FORCE

Bryant Moniz, QB, free agent, 2012
 Richard Torres, DB, free agent, 2012

GRAND RAPIDS RAMPAGE

Brandon Eaton, free agent, 2008

LAS VEGAS GLADIATORS

Nick Rolovich, QB, free agent, 2004

LOS ANGELES KISS

Kody Afusia, OL, free agent, 2015
 Charles Clay, DB, free agent, 2015

ORLANDO PREDATORS

Jameel Dowling, DB, free agent, 2013

PITTSBURGH POWER

Shane Austin, QB, free agent, 2013
 Mike Washington, WR, free agent, 2011

SAN JOSÉ SABERCATS

Al Noga, DL, free agent, 1996
 Ray Hisatake, OL, free agent, 2011
 Aaron Kia, OL, free agent, 2011
 Francis Maka, DL, free agent, 2011
 Reagan Mauia, RB, free agent, 2012

SAN ANTONIO TALONS

Ray Hisatake, OL, free agent, 2012

UNITED FOOTBALL LEAGUE (UFL)**Hartford Colonials**

Colt Brennan, QB, free agent, 2011
 Ryan Grice-Mullen, WR, FA, 2011
 Jacob Patek, DB, free agent, 2011

Sacramento Mountain Lions

Kainoa LaCount, OL, 7th round, 2011
 Mana Silva, DB, 10th round, 2011

UNITED STATES FOOTBALL LEAGUE (USFL)**ARIZONA WRANGLERS**

Pat Schmidt, DB, free agent, 1983

DENVER GOLD

Fred Hemphill, DB, 17th round, 1985

MEMPHIS SHOWBOATS

Lyndell Jones, DB, free agent, 1984

NEW JERSEY GENERALS

Tony Holyfield, DL, free agent, 1984

OKLAHOMA OUTLAWS

Tom Knight, DB, free agent, 1983
 Mitch Pounds, DT, free agent, 1983

WORLD FOOTBALL LEAGUE (WFL)**HAWAIIANS**

Regis Grice, RB, free agent, 1974
 Albert Holmes, RB, free agent, 1974
 Glenn Hookano, WR, free agent, 1974

PHILADELPHIA BELL

Tim Paul, DB, free agent, 1974

PORTLAND STORM

Dan Miller, LB, free agent, 1973

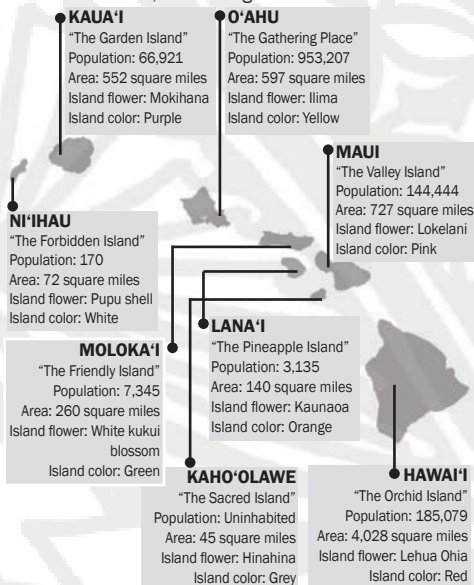
SOUTHERN CALIFORNIA SUN

Mike Biscotti, QB, 1975
 Ken Shibata, DB, free agent, 1974

HAWAI'I —THE 50TH STATE

THE HAWAIIAN ISLANDS

The state of Hawai'i consists of eight main islands: Ni'i'hau, Kaua'i, O'ahu, Maui, Moloka'i, Lana'i, Kaho'olawe, and the Big Island of Hawai'i.



Hawai'i is the most isolated population center on earth. Hawai'i is 2,390 miles from California; 3,850 miles from Japan; 4,900 miles from China; and 5,280 miles from the Philippines.

From east to west, Hawai'i is the widest state in America. The Hawaiian Archipelago consists of over 130 scattered points of land stretching some 1,600 miles in length from the Kure Atoll in the north to the island of Hawai'i in the south.

STATE MOTTO

Ua mau ke ea o ka 'aina i ka pono

"The life of the land is perpetuated in righteousness"



STATE ANTHEM

"Hawai'i Pono'i"

Lyrics by

King David Kalakaua

Music by

Henri Berger in 1874

Area: 6,421 square miles

Statehood: Aug. 21, 1959

"THE ALOHA STATE" FACTS



HAWAI'I POPULATION

1.428 million (2015)

Population rank in U.S.

- #40

POPULATION DENSITY

Hawai'i is the 10th least populous, but the 13th most densely populated of the 50 U.S. states

At 800,000 years, the Big Island is the youngest of the island chain. However, it was the first island discovered by voyaging Polynesians.



RAINFALL

LOW: 11.17 inches

(Puako on Hawai'i)

HIGH: 473.83 inches (Mt.

Wai'ale'ale on Kaua'i, the "world's wettest spot")



AVERAGE DAILY TEMPERATURE AT SEA LEVEL

84.5° F (high)
70.7° F (low)



ALL-TIME LOW TEMPERATURE

1.4° F

Mauna Kea summit
(Jan. 20, 1970)



ALL-TIME HIGH TEMPERATURE

100° F

Pahala, Hawai'i
(April 27, 1931)

Honolulu is the nation's 11th largest metropolitan area.



Honolulu's 'Iolani Palace is the only royal palace in the U.S. It installed electric lights four years before the White House.



Hawai'i is the only state in America that grows coffee, cocoa, and vanilla beans.



Ka Lae on the Big Island of Hawai'i is the southernmost point in the United States.

More than one-third of the world's commercial supply of pineapples comes from Hawai'i.



"THE ALOHA STATE" QUICK FACTS



STATE FLOWER

Yellow Hibiscus



STATE TREE

Kukui (Candlenut)



STATE BIRD

Nene
(Hawaiian Goose)



STATE MARINE MAMMAL

Humpback-Whale



STATE MAMMAL

Monk Seal

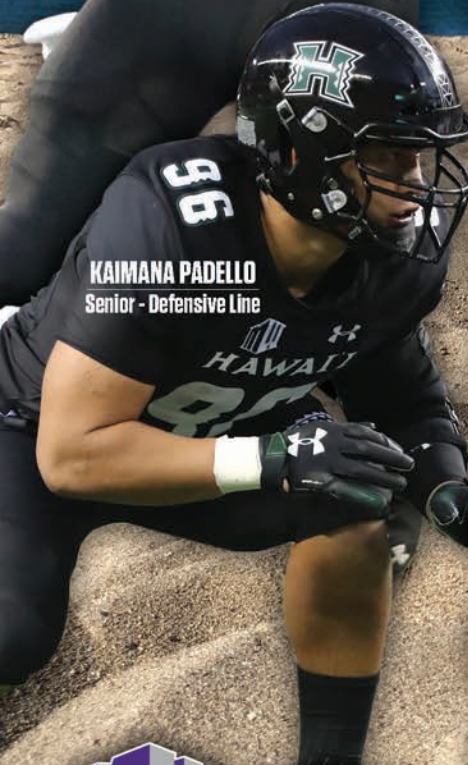


STATE FISH

Humuhumunukunukuapua'a



COLE McDONALD
RS Junior - Quarterback



KAIMANA PADELLO
Senior - Defensive Line



All home games played at Aloha Stadium
* Denotes Mountain West Game



ARIZONA

August 24 at 4:30 p.m. HT



OREGON STATE

September 7 - 6:00 p.m. HT



at Washington

September 14 at 4:30 p.m. PT



CENTRAL ARKANSAS

September 21 - 6:00 p.m. HT



at Nevada*

September 28 - TBA



at Boise State*

October 12 - TBA



AIR FORCE*

October 19 at 5:00 p.m. HT



at New Mexico*

October 26 - TBA



FRESNO STATE*

November 2 - 6:00 p.m. HT



SAN JOSE STATE*

November 9 - 6:00 p.m. HT



at UNLV*

November 16 - TBA



SAN DIEGO STATE*

November 23 - 6:00 p.m. HT



ARMY WEST POINT

November 30 - 7:30 p.m. HT