

**MAIN DECK**  
Staterooms 1001–1127

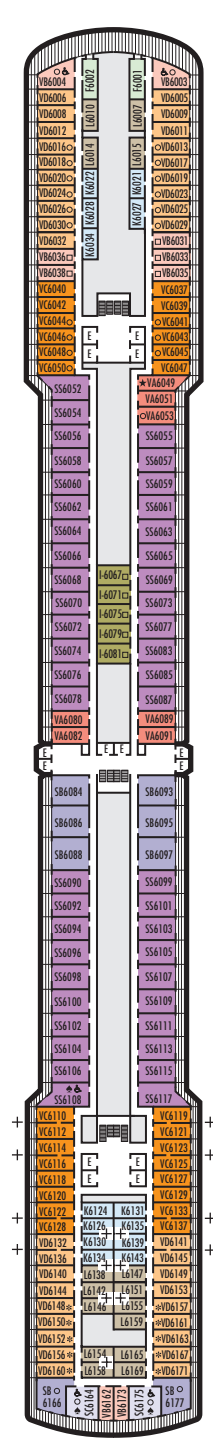
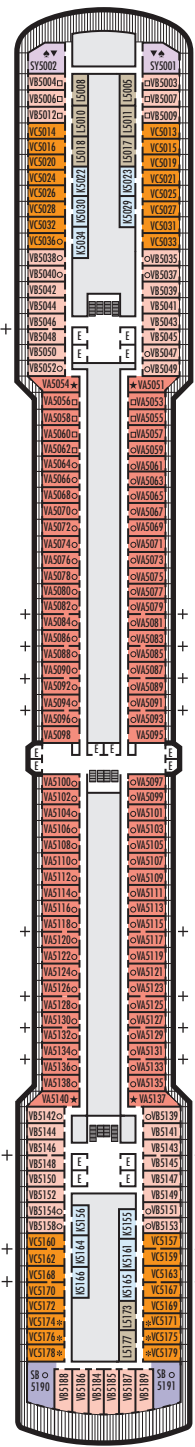
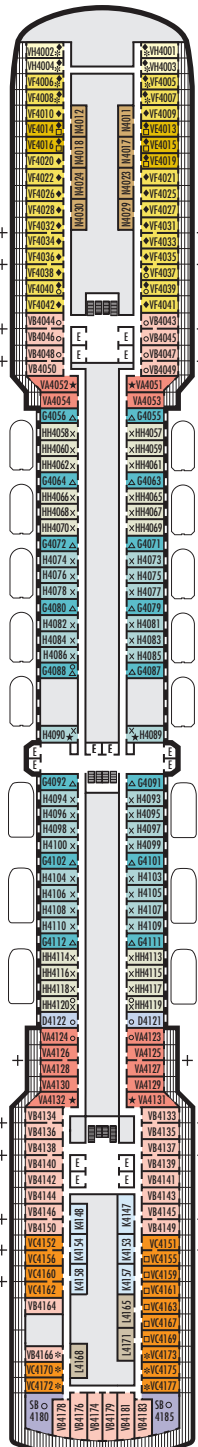
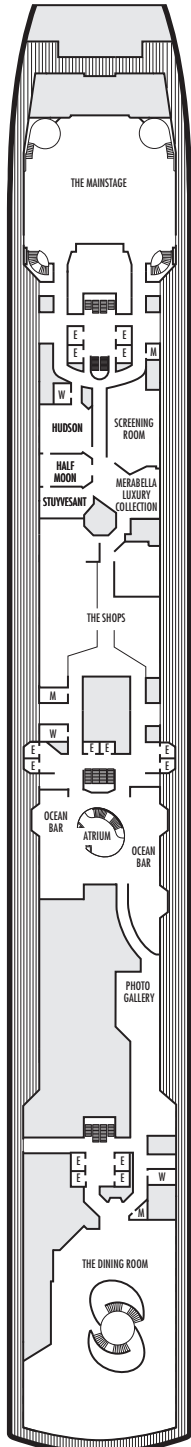

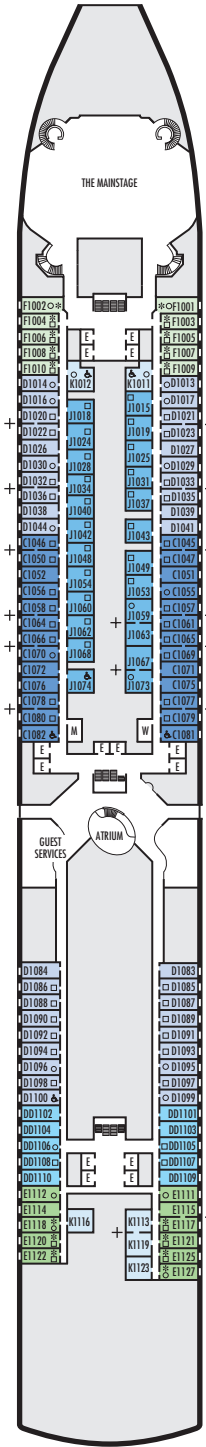
**LOWER PROMENADE DECK**

**PROMENADE DECK**

**UPPER PROMENADE DECK**  
Staterooms 4001–4185

**VERANDAH DECK**  
Staterooms 5001–5191

**UPPER VERANDAH DECK**  
Staterooms 6001–6177



**STATEROOM SYMBOL LEGEND**

- Quad (2 lower beds, 1 sofa bed, 1 upper)
- Triple (2 lower beds, 1 sofa bed)
- △ Partial sea view
- X Fully obstructed view
- ⊕ Connecting rooms
- \* Shower only
- ◆ Single-sink vanity
- ◆ Staterooms have solid steel verandah railings instead of clear-view Plexiglas® railings

**ACCESSIBILITY STATEROOM SYMBOL LEGEND**

- ♿ Suites SC6175 & SC6164 are fully accessible, bathtub and roll-in shower. Suite SS6108 and staterooms I-8037, VB6004, VB6003, D1100, C1082, C1081, J1074, K1012 & K1011 are fully accessible, roll-in shower only.
- ▼ Suites SY8068, SY5002 & SY5001 are fully accessible with single side approach to the bed, bathtub and roll-in shower
- ★ Staterooms VA8032, VA8031, VA6049, VA5140, VA5137, VA5054, VA5051, VA4132, VA4131, H4090, H4089, VA4052 & VA4051 are ambulatory accessible, roll-in shower only

**SHIP SPECIFICATIONS & FACILITIES**

- 1,964 Guests
- 812 Crew
- 82,305 Gross Tons
- 936 Feet Long
- 11 Guest Decks
- Wraparound Promenade Deck
- 6 Restaurants & Cafes
- 8 Entertainment Venues
- 10 Lounges/Bars
- 2 Outdoor Swimming Pools (one with sliding glass roof)
- Spa & Salon
- Fitness Center
- Suite Lounge
- Duty-free Shops
- Library/Internet Cafe
- Onboard Wi-Fi Access
- Casino
- Sport Courts

**ROTTERDAM DECK**  
Staterooms 7001–7151

**NAVIGATION DECK**  
Staterooms 8001–8147

**LIDO DECK**

**OBSERVATION DECK**  
Staterooms 10001–10026

**SPORTS DECK**

**MS ZUIDERDAM**

**DECK PLANS & STATEROOMS**

The deck plans are color-coded by category of stateroom, and the category letter precedes the stateroom number in each room. All staterooms are equipped with interactive LED television with On Demand movies, programming and multichannel music; mini-bar; mini-safe; data port; telephone.

**Important Note:** Not all staterooms within each category have the same furniture configuration and/or facilities. Appropriate symbols within the rooms on the deck plans describe differences from the stateroom descriptions below.

**VERANDAH SUITES**

**PS**

**Pinnacle Suites:** Bedroom with 1 king-size bed, oversized whirlpool bath & shower & additional shower stall, living room, dining room, dressing room, private verandah with whirlpool, pantry, 1 sofa bed for 2 persons, microwave, refrigerator, guest toilet, private stereo system, floor-to-ceiling windows.

**SA SB SC**

**Neptune Suites:** 2 lower beds convertible to 1 king-size bed, bathroom with dual-sink vanity, full-size whirlpool bath & shower & additional shower stall, large sitting area, dressing room, private verandah, 1 sofa bed for 2 persons, floor-to-ceiling windows.

**SS SY SZ**

**Signature Suites:** 2 lower beds convertible to 1 queen-size bed, bathroom with dual-sink vanity, full-size whirlpool bath & shower & additional shower stall, large sitting area, private verandah, 1 sofa bed for 1 person, floor-to-ceiling windows.

**VERANDAH STATEROOMS**

**VA VB VC VD VE**  
**VF VH**

**Verandah:** 2 lower beds convertible to 1 queen-size bed, bathtub & shower, sitting area, private verandah, floor-to-ceiling windows.

**OCEAN-VIEW STATEROOMS**

**C D DD E F**

**Large:** 2 lower beds convertible to 1 queen-size bed, bathtub & shower.

**G H HH**

**Large:** 2 lower beds convertible to 1 queen-size bed, bathtub & shower. All H- & HH-category staterooms have fully obstructed views.

**INTERIOR STATEROOMS**

**I J K L M**  
**MM N**

**Large or Standard:** 2 lower beds convertible to 1 queen-size bed, shower.

